



FIRST QUARTER 2012 INSURER SCORECARD

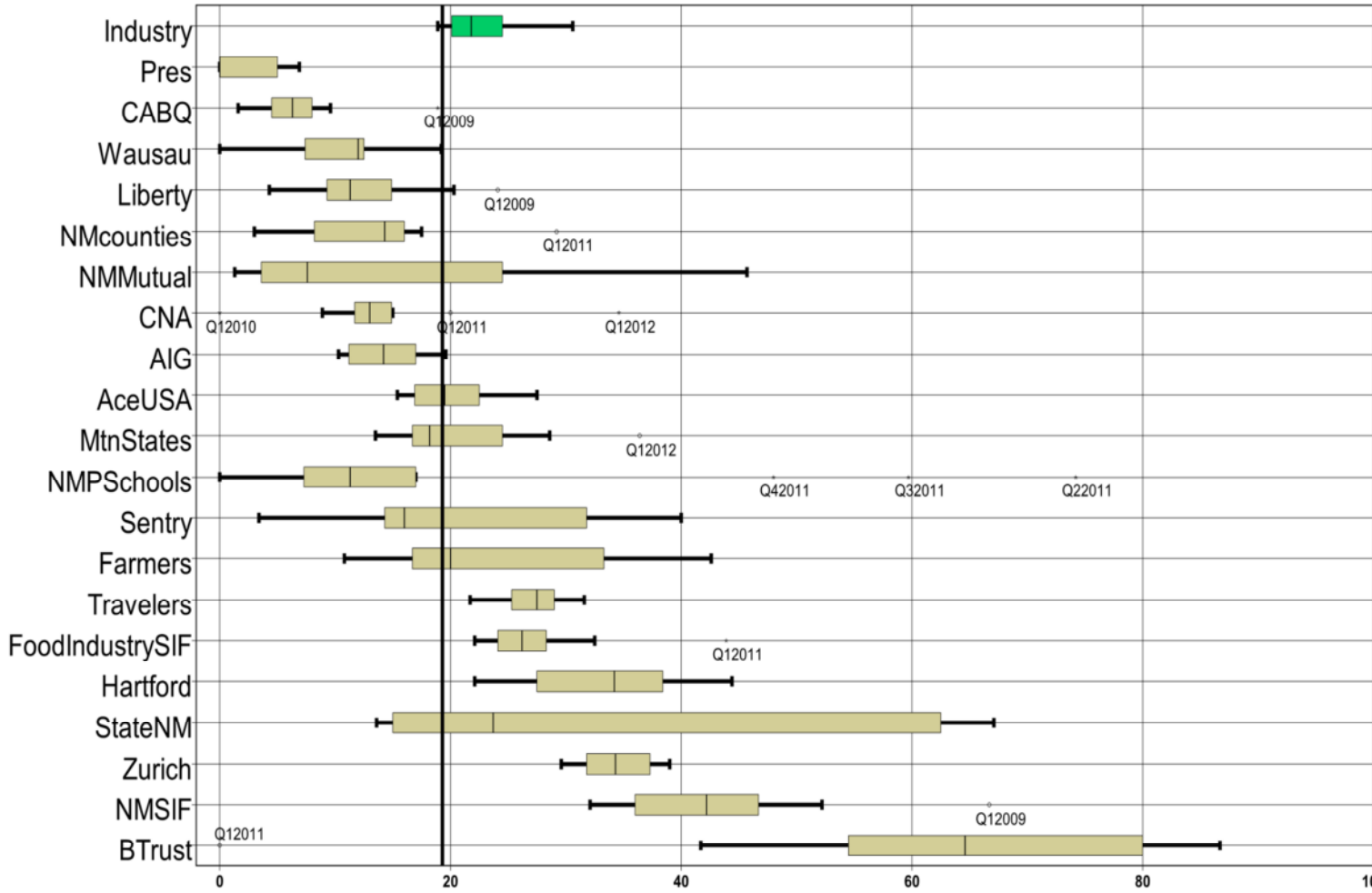
CONTENTS

LATE FILING E1 TREND: First Report of Injury or Illness	1
LATE FILING E1 ITEMIZED: First Report of Injury or Illness.....	2
LATE FILING E1 ITEMIZED: First Report of Injury or Illness (CONT)	3
LATE FILING E1 ITEMIZED: First Report of Injury or Illness (CONT)	4
LATE PAYMENT OF INITIAL BENEFITS TREND: Large Carrier Report.....	5
LATE PAYMENT OF INITIAL BENEFITS ITEMIZED: Large Carrier Report (CONT)	6
LATE PAYMENT OF INITIAL BENEFITS ITEMIZED: Large Carrier Report (CONT)	7
LATE PAYMENT OF INITIAL BENEFITS ITEMIZED: Large Carrier Report (CONT)	8
LATE FILING E6 TREND: Initial Payment for Benefits Reports	9
LATE FILING E6 ITEMIZED: Initial Payment for Benefits Reports.....	10
LATE FILING E6 ITEMIZED: Initial Payment for Benefits Reports (CONT)	11
LATE FILING E6 ITEMIZED: Initial Payment for Benefits Reports (CONT)	12
INSURER CLAIMS TOTAL REPORT.....	13
INSURER CLAIMS TOTAL REPORT (CONT)	14
INSURER CLAIMS TOTAL REPORT (CONT)	15

Produced by the Economic Research Bureau
 Richard Adu-Asamoah, Bureau Chief
 John Keck, Economist

New Mexico Workers' Compensation Administration

LATE FILING E1 TREND: First Report of Injury or Illness



Q1 CY 2012 Claim Summary		
Carrier Name	No.	% Late
ACE USA	65	15
AIG	113	11
BUILDERS TRUST	31	74
CABQ	28	7
C N A	26	35
FARMERS	10	20
FISIF	40	33
HARTFORD	68	22
LIBERTY	47	15
MUTUAL STATES	11	36
NM COUNTIES	33	3
NM MUTUAL	150	1
NM PUBSCHOOLS	47	17
NM SIF	28	32
PRESBYTERIAN	15	0
SENTRY	7	14
STATE OF NM	63	19
TRAVELERS	43	30
WAUSAU	19	16
ZURICH	67	37
AMERICAN	67	37
Industry Average	1,116	19



New Mexico Workers' Compensation Administration

LATE FILING E1 ITEMIZED: First Report of Injury or Illness

Carrier ID	Carrier Name	Number of ttd-ptd claims	Number Late	Late Ratio	Expected	Z-Score	Z > 2
940	BUILDERS TRUST	31	23	74%	6	3.22	*****
223	ZURICH AMERICAN INS GROUP	67	25	37%	13	1.06	
516	MOUNTAIN STATES MUTUAL CASUALTY	11	4	36%	2	1.00	
123	CNA INS COMPANIES	26	9	35%	5	0.90	
992	FOOD INDUSTRY SELF INS FUND OF NM	40	13	33%	8	0.77	
981	NM SELF INSURERS FUND	28	9	32%	5	0.75	
713	TRAVELERS INS CO	43	13	30%	8	0.64	
140	ARGONAUT	11	3	27%	2	0.47	
995	NM HOSPITAL WORK COMP GROUP	11	3	27%	2	0.47	
404	HARTFORD INS GROUP	68	15	22%	13	0.16	
377	FARMERS INS EXCHANGE	10	2	20%	2	0.04	
951	STATE OF NM RISK MGMT DIVISION	63	12	19%	12	-0.02	
994	NM PUBLIC SCHOOLS	47	8	17%	9	-0.14	
888	WAUSAU UNDERWRITERS INS CO	19	3	16%	4	-0.21	
121	ACE USA	65	10	15%	13	-0.23	
456	LIBERTY MUTUAL INS CO	47	7	15%	9	-0.26	
211	AMERICAN INTERNATIONAL GROUP	113	12	11%	22	-0.51	
918	CITY OF ALBUQUERQUE	28	2	7%	5	-0.72	
324	FIREMAN'S FUND INS CO	30	1	3%	6	-0.94	
993	NM ASSN. OF COUNTIES INS AUTHORITY	33	1	3%	6	-0.96	
522	NM MUTUAL CASUALTY CO	150	2	1%	29	-1.06	
960	PRESBYTERIAN HEALTHCARE SERVICES	15	0	0%	3	-1.14	
3	NM HEALTHCARE W C GROUP	9	1	11%	2		
755	SENTRY INS CO	7	1	14%	1		
990	NM RURAL ELECTRIC COOP ASSOC	6	1	17%	1		
315	FARMLAND INS CO	5	0	0%	1		
615	OLD REPUBLIC INS CO	5	0	0%	1		
747	STATE FARM FIRE & CASUALTY CO	5	4	80%	1		
832	UNION STANDARD INSURANCE	5	2	40%	1		
962	ST VINCENT HOSPITAL	5	1	20%	1		
Totals		1,116	216	19.4%			

New Mexico Workers' Compensation Administration

LATE FILING E1 ITEMIZED: First Report of Injury or Illness (CONT)

Carrier ID	Carrier Name	Number of ttd- ptd claims	Number Late	Late Ratio	Expected	Z-Score	Z > 2
13	COSTCO WHOLESALE	4	1	25%	1		
781	NM PROPERTY AND CASUALTY CO	4	0	0%	1		
794	TOWER GROUP COMPANY	4	3	75%	1		
904	ALBUQUERQUE PUBLIC SCHOOLS	4	2	50%	1		
982	FEDERAL EXPRESS CORP	4	1	25%	1		
100	WESTCO INSURANCE	3	0	0%	1		
173	BROTHERHOOD MUTUAL INS CO	3	0	0%	1		
222	CRUM & FORSTER INS CO	3	0	0%	1		
518	NATIONAL AMERICAN INS CO	3	0	0%	1		
612	PENNSYLVANIA MANUFACTURERS ASSOCIATION	3	2	67%	1		
707	ROYAL AND SUN ALLIANCE	3	0	0%	1		
798	ACUITY INSURANCE	3	2	67%	1		
901	ABF FREIGHT SYSTEM INC	3	0	0%	1		
944	PHELPS DODGE CORP	3	1	33%	1		
959	THE KROGER CO	3	0	0%	1		
973	ALLSUP ENTERPRISES INC	3	1	33%	1		
996	WESTERN REFINING	3	1	33%	1		
101	BITUMINOUS CASUALTY CORPORATION	2	1	50%	0		
103	CALIFORNIA INDEMNITY INS CO	2	1	50%	0		
128	FIRST AMERICAN INS CO	2	0	0%	0		
149	ONE BEACON INS	2	2	100%	0		
364	FEDERATED MUTUAL INS CO	2	0	0%	0		
483	LUMBERMENS UNDERWRITING ALLIANCE	2	1	50%	0		
737	ST PAUL FIRE & MARINE COMPANIES	2	0	0%	0		
762	ACCIDENT FUND INSURANCE COMPANY OF AMERICA	2	1	50%	0		
764	MANUFACTURERS ALLIANCE INSURANCE COMPANY	2	0	0%	0		
777	UNISURED EMPLOYER FUND	2	2	100%	0		
789	WESTFIELD INSURANCE COMPANY	2	0	0%	0		
860	XL SPECIALTY INS CO	2	0	0%	0		
922	CITY OF SANTA FE	2	1	50%	0		
Totals		1,116	216	19.4%			

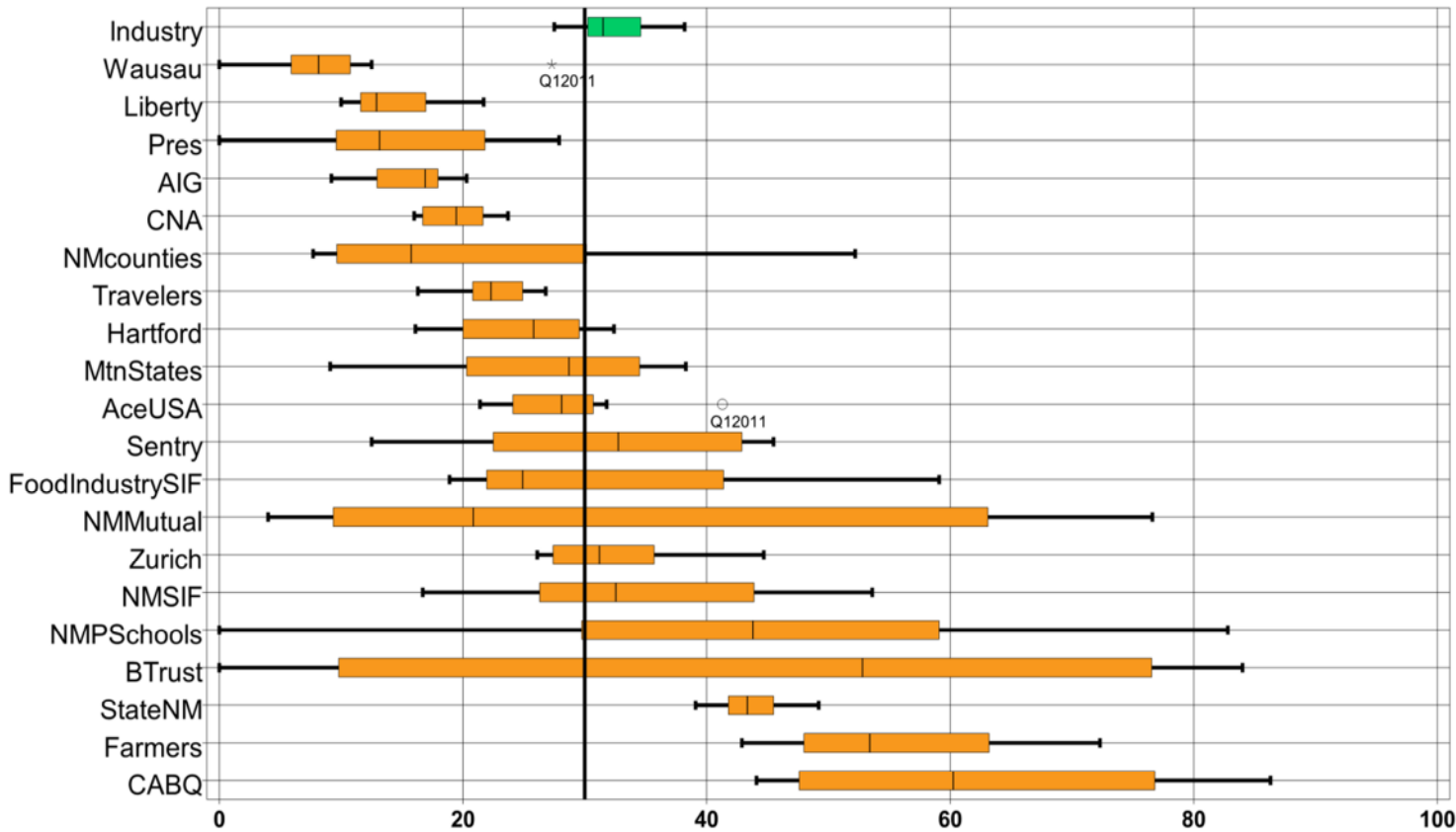
New Mexico Workers' Compensation Administration

LATE FILING E1 ITEMIZED: First Report of Injury or Illness (CONT)

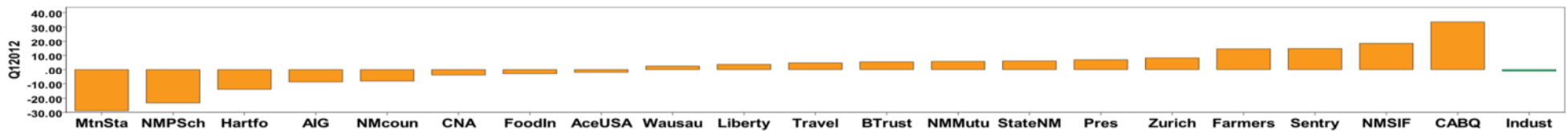
Carrier ID	Carrier Name	Number of ttd-ptd claims	Number Late	Late Ratio	Expected	Z-Score	Z > 2
936	INTEL CORPORATION	2	0	0%	0		
988	MECH CONTRACTORS ASSOC OF NM	2	0	0%	0		
10	TOWN & COUNTRY FOOD STORES INC	1	0	0%	0		
76	DOLGENCORP INC.	1	0	0%	0		
169	NATIONWIDE MUTUAL INS CO	1	0	0%	0		
180	ACIG INS CO	1	1	100%	0		
204	LEGION INSURANCE COMPANY	1	1	100%	0		
250	CENTRAL MUTUAL INS CO	1	0	0%	0		
374	FARMERS ALLIANCE MUTUAL INS CO	1	1	100%	0		
431	GULF INS CO	1	0	0%	0		
442	GREAT AMERICAN INS CO	1	0	0%	0		
556	MICHIGANMUTUAL INS CO	1	0	0%	0		
671	EVEREST NATIONAL INS CO	1	0	0%	0		
743	REPUBLIC INDEMNITY CO OF AMERICA	1	0	0%	0		
786	ULLICO CASUALTY COMPANY	1	1	100%	0		
797	UNITED PACIFIC INSURANCE COMPANY	1	1	100%	0		
800	STATE NATIONAL INSURANCE	1	0	0%	0		
831	ZENITH INS CO	1	0	0%	0		
833	CINCINNATI INS CO	1	0	0%	0		
840	VANLINER INS CO	1	0	0%	0		
909	ARCHDIOCESE OF SANTA FE	1	0	0%	0		
920	CITY OF FARMINGTON	1	1	100%	0		
921	CITY OF LAS CRUCES	1	0	0%	0		
927	GROENDYKE TRANSPORT INC	1	0	0%	0		
947	PUBLIC SERVICE CO OF NM	1	0	0%	0		
950	LOS ALAMOS LABS	1	0	0%	0		
957	SANDIA CORPORATION	1	0	0%	0		
968	UNOCAL CORPORATION	1	0	0%	0		
984	SUD--CHEMIE INC	1	0	0%	0		
Totals		1,116	216	19.4%			

New Mexico Workers' Compensation Administration

LATE PAYMENT OF INITIAL BENEFITS TREND: Large Carrier Report



LP Q1 2012 Claim Summary		
Carrier Name	No.	% Late
ACE USA	64	28
AIG	109	9
BUILDERS TRUST	27	81
CABQ	28	79
C N A	25	16
FARMERS	9	67
FISIF	37	19
HARTFORD	62	16
LIBERTY MUTUAL	46	22
MOUNTAIN STATES	11	9
NM COUNTIES	32	19
NM MUTUAL	148	13
NM PUBSCHOOLS	46	46
NM SIF	28	54
PRESBYTERIAN	15	20
SENTRY	7	43
STATE OF NM	61	49
TRAVELERS	41	27
WAUSAU	16	13
ZURICH AMERICAN	60	43
Industry Average	1,058	30



LATE PAYMENT OF INITIAL BENEFITS ITEMIZED: Large Carrier Report (CONT)

Carrier ID	Carrier Name	Number of ttd-ptd claims	Number Late	Late Ratio	Expected	Z-Score	Z > 2
940	BUILDERS TRUST	27	22	81.5%	8	2.29	*****
918	CITY OF ALBUQUERQUE	28	22	78.6%	8	2.17	*****
981	NM SELF INSURERS FUND	28	15	53.6%	8	1.05	
951	STATE OF NM RISK MGMT DIVISION	61	30	49.2%	18	0.86	
994	NM PUBLIC SCHOOLS	46	21	45.7%	14	0.70	
995	NM HOSPITAL WORK COMP GROUP	11	5	45.5%	3	0.69	
223	ZURICH AMERICAN INS GROUP	60	26	43.3%	18	0.60	
121	ACE USA	64	18	28.1%	19	-0.08	
713	TRAVELERS INS CO	41	11	26.8%	12	-0.14	
456	LIBERTY MUTUAL INS CO	46	10	21.7%	14	-0.36	
960	PRESBYTERIAN HEALTHCARE SERVICES	15	3	20.0%	4	-0.44	
992	FOOD INDUSTRY SELF INS FUND OF NM	37	7	18.9%	11	-0.49	
993	NM ASSN. OF COUNTIES INS AUTHORITY	32	6	18.8%	10	-0.50	
404	HARTFORD INS GROUP	62	10	16.1%	19	-0.61	
123	CNA INS COMPANIES	25	4	16.0%	7	-0.62	
522	NM MUTUAL CASUALTY CO	148	19	12.8%	44	-0.76	
888	WAUSAU UNDERWRITERS INS CO	16	2	12.5%	5	-0.78	
211	AMERICAN INTERNATIONAL GROUP	109	10	9.2%	33	-0.92	
516	MOUNTAIN STATES MUTUAL CASUALTY	11	1	9.1%	3	-0.93	
324	FIREMAN'S FUND INS CO	29	1	3.4%	9	-1.18	
3	NM HEALTHCARE W C GROUP	9	2	22.2%	3		
377	FARMERS INS EXCHANGE	9	6	66.7%	3		
755	SENTRY INS CO	7	3	42.9%	2		
140	ARGONAUT	6	6	100.0%	2		
990	NM RURAL ELECTRIC COOP ASSOC	6	2	33.3%	2		
615	OLD REPUBLIC INS CO	5	0	0.0%	1		
747	STATE FARM FIRE & CASUALTY CO	5	4	80.0%	1		
832	UNION STANDARD INSURANCE	5	3	60.0%	1		
962	ST VINCENT HOSPITAL	5	4	80.0%	1		
13	COSTCO WHOLESALE	4	1	25.0%	1		
Totals		1,058	317	30.0%			

New Mexico Workers' Compensation Administration

LATE PAYMENT OF INITIAL BENEFITS ITEMIZED: Large Carrier Report (CONT)

Carrier ID	Carrier Name	Number of ttd-ptd claims	Number Late	Late Ratio	Expected	Z-Score	Z > 2
315	FARMLAND INS CO	4	0	0.0%	1		
794	TOWER GROUP COMPANY	4	2	50.0%	1		
982	FEDERAL EXPRESS CORP	4	1	25.0%	1		
100	WESTCO INSURANCE	3	1	33.3%	1		
173	BROTHERHOOD MUTUAL INS CO	3	0	0.0%	1		
612	PENNSYLVANIA MANUFACTURERS ASSOCIATION	3	2	66.7%	1		
707	ROYAL AND SUN ALLIANCE	3	3	100.0%	1		
781	NM PROPERTY AND CASUALTY CO	3	3	100.0%	1		
798	ACUITY INSURANCE	3	3	100.0%	1		
901	ABF FREIGHT SYSTEM INC	3	0	0.0%	1		
944	PHELPS DODGE CORP	3	0	0.0%	1		
959	THE KROGER CO	3	1	33.3%	1		
973	ALLSUP ENTERPRISES INC	3	0	0.0%	1		
996	WESTERN REFINING	3	2	66.7%	1		
101	BITUMINOUS CASUALTY CORPORATION	2	2	100.0%	1		
103	CALIFORNIA INDEMNITY INS CO	2	2	100.0%	1		
128	FIRST AMERICAN INS CO	2	0	0.0%	1		
149	ONE BEACON INS	2	2	100.0%	1		
222	CRUM & FORSTER INS CO	2	0	0.0%	1		
518	NATIONAL AMERICAN INS CO	2	1	50.0%	1		
762	ACCIDENT FUND INSURANCE COMPANY OF AMERICA	2	1	50.0%	1		
764	MANUFACTURERS ALLIANCE INSURANCE COMPANY	2	0	0.0%	1		
789	WESTFIELD INSURANCE COMPANY	2	1	50.0%	1		
860	XL SPECIALTY INS CO	2	0	0.0%	1		
904	ALBUQUERQUE PUBLIC SCHOOLS	2	0	0.0%	1		
922	CITY OF SANTA FE	2	2	100.0%	1		
936	INTEL CORPORATION	2	0	0.0%	1		
988	MECH CONTRACTORS ASSOC OF NM	2	0	0.0%	1		
10	TOWN & COUNTRY FOOD STORES INC	1	0	0.0%	0		
76	DOLGENCORP INC.	1	1	100.0%	0		
Totals		1,058	317	30.0%			

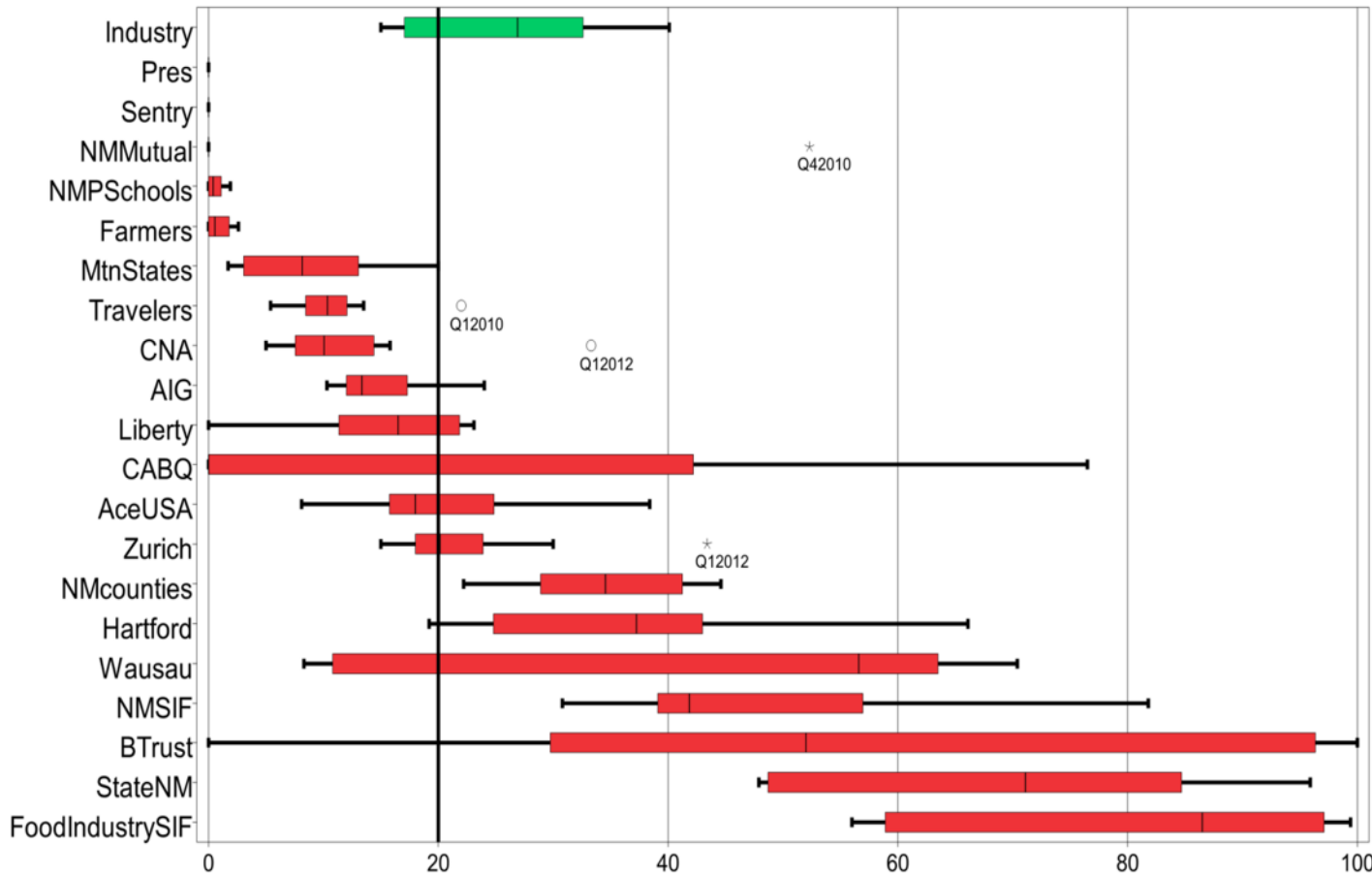
New Mexico Workers' Compensation Administration

LATE PAYMENT OF INITIAL BENEFITS ITEMIZED: Large Carrier Report (CONT)

Carrier ID	Carrier Name	Number of ttd-ptd claims	Number Late	Late Ratio	Expected	Z-Score	Z > 2
169	NATIONWIDE MUTUAL INS CO	1	1	100.0%	0		
204	LEGION INSURANCE COMPANY	1	1	100.0%	0		
250	CENTRAL MUTUAL INS CO	1	1	100.0%	0		
364	FEDERATED MUTUAL INS CO	1	0	0.0%	0		
374	FARMERS ALLIANCE MUTUAL INS CO	1	0	0.0%	0		
431	GULF INS CO	1	0	0.0%	0		
442	GREAT AMERICAN INS CO	1	1	100.0%	0		
483	LUMBERMENS UNDERWRITING ALLIANCE	1	1	100.0%	0		
556	MICHIGANMUTUAL INS CO	1	1	100.0%	0		
671	EVEREST NATIONAL INS CO	1	1	100.0%	0		
737	ST PAUL FIRE & MARINE COMPANIES	1	0	0.0%	0		
743	REPUBLIC INDEMNITY CO OF AMERICA	1	0	0.0%	0		
786	ULLICO CASUALTY COMPANY	1	0	0.0%	0		
797	UNITED PACIFIC INSURANCE COMPANY	1	1	100.0%	0		
800	STATE NATIONAL INSURANCE	1	0	0.0%	0		
831	ZENITH INS CO	1	1	100.0%	0		
840	VANLINER INS CO	1	1	100.0%	0		
909	ARCHDIOCESE OF SANTA FE	1	0	0.0%	0		
920	CITY OF FARMINGTON	1	1	100.0%	0		
921	CITY OF LAS CRUCES	1	0	0.0%	0		
927	GROENDYKE TRANSPORT INC	1	1	100.0%	0		
947	PUBLIC SERVICE CO OF NM	1	0	0.0%	0		
950	LOS ALAMOS LABS	1	0	0.0%	0		
957	SANDIA CORPORATION	1	0	0.0%	0		
968	UNOCAL CORPORATION	1	0	0.0%	0		
984	SUD--CHEMIE INC	1	1	100.0%	0		
Totals		1,058	317	30.0%			

New Mexico Workers' Compensation Administration

LATE FILING E6 TREND: Initial Payment for Benefits Reports



Q1 CY 2012 Claim Summary		
Carrier Name	No.	% Late
ACE USA	74	8
AIG	127	13
BUILDERS TRUST	32	59
CABQ	28	0
C N A	30	33
13	0	0
FISIF	42	64
HARTFORD	77	21
LIBERTY MUTUAL	54	0
MOUNTAIN STATES	12	8
NM COUNTIES	36	22
NM MUTUAL	159	0
NM PUBSCHOOLS	48	0
NM SIF	33	82
PRESBYTERIAN	20	0
SENTRY	7	0
STATE OF NM	72	71
TRAVELERS	44	7
WAUSAU	21	14
Zurich	83	43
Industry Average	1,240	20



New Mexico Workers' Compensation Administration

LATE FILING E6 ITEMIZED: Initial Payment for Benefits Reports

Carrier ID	Carrier Name	Number of ttd-ptd claims	Number Late	Late Ratio	Expected	Z-Score	Z > 2
981	NM SELF INSURERS FUND	33	27	81.8%	7	2.35	*****
951	STATE OF NM RISK MGMT DIVISION	72	51	70.8%	14	1.93	
992	FOOD INDUSTRY SELF INS FUND OF NM	42	27	64.3%	8	1.68	
940	BUILDERS TRUST	32	19	59.4%	6	1.50	
140	ARGONAUT	12	6	50.0%	2	1.14	
223	ZURICH AMERICAN INS GROUP	83	36	43.4%	17	0.89	
123	CNA INS COMPANIES	30	10	33.3%	6	0.51	
993	NM ASSN. OF COUNTIES INS AUTHORITY	36	8	22.2%	7	0.09	
404	HARTFORD INS GROUP	77	16	20.8%	15	0.03	
888	WAUSAU UNDERWRITERS INS CO	21	3	14.3%	4	-0.22	
211	AMERICAN INTERNATIONAL GROUP	127	17	13.4%	25	-0.25	
995	NM HOSPITAL WORK COMP GROUP	11	1	9.1%	2	-0.41	
516	MOUNTAIN STATES MUTUAL CASUALTY	12	1	8.3%	2	-0.44	
121	ACE USA	74	6	8.1%	15	-0.45	
713	TRAVELERS INS CO	44	3	6.8%	9	-0.50	
324	FIREMAN'S FUND INS CO	31	2	6.5%	6	-0.51	
522	NM MUTUAL CASUALTY CO	159	0	0.0%	32	-0.76	
456	LIBERTY MUTUAL INS CO	54	0	0.0%	11	-0.76	
994	NM PUBLIC SCHOOLS	48	0	0.0%	10	-0.76	
918	CITY OF ALBUQUERQUE	28	0	0.0%	6	-0.76	
960	PRESBYTERIAN HEALTHCARE SERVICES	20	0	0.0%	4	-0.76	
377	FARMERS INS EXCHANGE	13	0	0.0%	3	-0.76	
3	NM HEALTHCARE W C GROUP	10	0	0.0%	2	-0.76	
755	SENTRY INS CO	7	0	0.0%	1		
315	FARMLAND INS CO	6	0	0.0%	1		
518	NATIONAL AMERICAN INS CO	6	0	0.0%	1		
777	UNISURED EMPLOYER FUND	6	0	0.0%	1		
832	UNION STANDARD INSURANCE	6	0	0.0%	1		
962	ST VINCENT HOSPITAL	6	0	0.0%	1		
990	NM RURAL ELECTRIC COOP ASSOC	6	0	0.0%	1		
615	OLD REPUBLIC INS CO	5	1	20.0%	1		
Total		1,240	248	20.0%			

New Mexico Workers' Compensation Administration

LATE FILING E6 ITEMIZED: Initial Payment for Benefits Reports (CONT)

Carrier ID	Carrier Name	Number of ttd-ptd claims	Number Late	Late Ratio	Expected	Z-Score	Z > 2
747	STATE FARM FIRE & CASUALTY CO	5	0	0.0%	1		
982	FEDERAL EXPRESS CORP	5	0	0.0%	1		
13	COSTCO WHOLESALE	4	0	0.0%	1		
781	NM PROPERTY AND CASUALTY CO	4	0	0.0%	1		
794	TOWER GROUP COMPANY	4	0	0.0%	1		
901	ABF FREIGHT SYSTEM INC	4	0	0.0%	1		
904	ALBUQUERQUE PUBLIC SCHOOLS	4	1	25.0%	1		
100	WESTCO INSURANCE	3	0	0.0%	1		
103	CALIFORNIA INDEMNITY INS CO	3	1	33.3%	1		
128	FIRST AMERICAN INS CO	3	0	0.0%	1		
173	BROTHERHOOD MUTUAL INS CO	3	0	0.0%	1		
222	CRUM & FORSTER INS CO	3	1	33.3%	1		
612	PENNSYLVANIA MANUFACTURERS ASSOCIATION	3	0	0.0%	1		
707	ROYAL AND SUN ALLIANCE	3	3	100.0%	1		
737	ST PAUL FIRE & MARINE COMPANIES	3	1	33.3%	1		
798	ACUITY INSURANCE	3	0	0.0%	1		
944	PHELPS DODGE CORP	3	0	0.0%	1		
959	THE KROGER CO	3	0	0.0%	1		
973	ALLSUP ENTERPRISES INC	3	3	100.0%	1		
996	WESTERN REFINING	3	0	0.0%	1		
101	BITUMINOUS CASUALTY CORPORATION	2	0	0.0%	0		
149	ONE BEACON INS	2	0	0.0%	0		
364	FEDERATED MUTUAL INS CO	2	0	0.0%	0		
374	FARMERS ALLIANCE MUTUAL INS CO	2	0	0.0%	0		
483	LUMBERMENS UNDERWRITING ALLIANCE	2	0	0.0%	0		
762	ACCIDENT FUND INSURANCE COMPANY OF AMERICA	2	1	50.0%	0		
764	MANUFACTURERS ALLIANCE INSURANCE COMPANY	2	0	0.0%	0		
789	WESTFIELD INSURANCE COMPANY	2	0	0.0%	0		
831	ZENITH INS CO	2	0	0.0%	0		
860	XL SPECIALTY INS CO	2	0	0.0%	0		
922	CITY OF SANTA FE	2	0	0.0%	0		
Total		1,240	248	20.0%			

New Mexico Workers' Compensation Administration

LATE FILING E6 ITEMIZED: Initial Payment for Benefits Reports (CONT)

Carrier ID	Carrier Name	Number of ttd-ptd claims	Number Late	Late Ratio	Expected	Z-Score	Z > 2
936	INTEL CORPORATION	2	0	0.0%	0		
957	SANDIA CORPORATION	2	0	0.0%	0		
988	MECH CONTRACTORS ASSOC OF NM	2	0	0.0%	0		
10	TOWN & COUNTRY FOOD STORES INC	1	0	0.0%	0		
20	PROTECTION TECH OF LOS ALAMOS	1	0	0.0%	0		
43	HEALTHSOUTH REHAB CORP	1	1	%	0		
76	DOLGENCORP INC.	1	0	0.0%	0		
169	NATIONWIDE MUTUAL INS CO	1	0	0.0%	0		
180	ACIG INS CO	1	0	0.0%	0		
204	LEGION INSURANCE COMPANY	1	0	0.0%	0		
250	CENTRAL MUTUAL INS CO	1	0	0.0%	0		
431	GULF INS CO	1	0	0.0%	0		
442	GREAT AMERICAN INS CO	1	0	0.0%	0		
556	MICHIGANMUTUAL INS CO	1	1	%	0		
671	EVEREST NATIONAL INS CO	1	0	0.0%	0		
743	REPUBLIC INDEMNITY CO OF AMERICA	1	0	0.0%	0		
786	ULLICO CASUALTY COMPANY	1	0	0.0%	0		
797	UNITED PACIFIC INSURANCE COMPANY	1	0	0.0%	0		
800	STATE NATIONAL INSURANCE	1	0	0.0%	0		
833	CINCINNATI INS CO	1	0	0.0%	0		
840	VANLINER INS CO	1	0	0.0%	0		
909	ARCHDIOCESE OF SANTA FE	1	1	%	0		
920	CITY OF FARMINGTON	1	0	0.0%	0		
921	CITY OF LAS CRUCES	1	0	0.0%	0		
927	GROENDYKE TRANSPORT INC	1	0	0.0%	0		
947	PUBLIC SERVICE CO OF NM	1	0	0.0%	0		
950	LOS ALAMOS LABS	1	0	0.0%	0		
968	UNOCAL CORPORATION	1	0	0.0%	0		
984	SUD--CHEMIE INC	1	0	0.0%	0		
Total		1,240	248	20.0%			

New Mexico Workers' Compensation Administration

INSURER CLAIMS TOTAL REPORT

Carrier ID	Carrier Name	PAPER		EDI/WEB		EDI	Paper	Contested	Total	% EDI	Inpatient Reports
		Contested	Non-Contested	Contested	Non-Contested						
3	NM HEALTHCARE W C GROUP	0	0	1	9	10	0	1	10	100%	0
10	TOWN & COUNTRY FOOD STORES INC	0	1	0	0	0	1	0	1	0%	0
13	COSTCO WHOLESALE	0	0	0	4	4	0	0	4	100%	0
20	PROTECTION TECH OF LOS ALAMOS	0	0	1	0	1	0	1	1	100%	0
43	HEALTHSOUTH REHAB CORP	0	0	0	1	1	0	0	1	100%	0
53	NM AUTOMOTIVE DEALERS ASSOC.	0	0	0	0	0	0	0	0	0%	1
76	DOLGENCORP INC.	0	1	0	0	0	1	0	1	0%	0
100	WESTCO INSURANCE	0	0	0	3	3	0	0	3	100%	0
101	BITUMINOUS CASUALTY CORPORATION	0	0	0	2	2	0	0	2	100%	0
103	CALIFORNIA INDEMNITY INS CO	0	0	0	3	3	0	0	3	100%	0
121	ACE USA	0	0	1	73	74	0	1	74	100%	11
123	CNA INS COMPANIES	0	0	2	28	30	0	2	30	100%	7
128	FIRST AMERICAN INS CO	0	0	0	3	3	0	0	3	100%	0
140	ARGONAUT	1	0	1	10	11	1	2	12	92%	0
149	ONE BEACON INS	0	0	0	2	2	0	0	2	100%	0
169	NATIONWIDE MUTUAL INS CO	0	0	0	1	1	0	0	1	100%	0
173	BROTHERHOOD MUTUAL INS CO	0	0	0	3	3	0	0	3	100%	0
180	ACIG INS CO	0	0	1	0	1	0	1	1	100%	0
204	LEGION INSURANCE COMPANY	0	0	0	1	1	0	0	1	100%	0
211	AMERICAN INTERNATIONAL GROUP	0	0	15	112	127	0	15	127	100%	3
222	CRUM & FORSTER INS CO	0	0	1	2	3	0	1	3	100%	0
223	ZURICH AMERICAN INS GROUP	0	3	13	67	80	3	13	83	96%	12
250	CENTRAL MUTUAL INS CO	0	0	0	1	1	0	0	1	100%	0
315	FARMLAND INS CO	0	0	2	4	6	0	2	6	100%	0
324	FIREMAN'S FUND INS CO	0	0	1	30	31	0	1	31	100%	0
364	FEDERATED MUTUAL INS CO	0	0	1	1	2	0	1	2	100%	5
374	FARMERS ALLIANCE MUTUAL INS CO	0	0	0	2	2	0	0	2	100%	0
377	FARMERS INS EXCHANGE	0	0	4	9	13	0	4	13	100%	0
404	HARTFORD INS GROUP	0	1	7	69	76	1	7	77	99%	13
431	GULF INS CO	0	0	0	1	1	0	0	1	100%	0
442	GREAT AMERICAN INS CO	0	0	0	1	1	0	0	1	100%	0
Total		8	117	89	1,029	1,118	125	97	1,243	90%	136

New Mexico Workers' Compensation Administration

INSURER CLAIMS TOTAL REPORT (CONT)

Carrier ID	Carrier Name	PAPER		EDI/WEB		EDI	Paper	Contested	Total	% EDI	Inpatient Reports
		Contested	Non-Contested	Contested	Non-Contested						
456	LIBERTY MUTUAL INS CO	0	0	2	52	54	0	2	54	100%	12
483	LUMBERMENS UNDERWRITING ALLIANCE	0	0	1	1	2	0	1	2	100%	0
516	MOUNTAIN STATES MUTUAL CASUALTY	0	1	0	11	11	1	0	12	92%	6
518	NATIONAL AMERICAN INS CO	0	0	1	5	6	0	1	6	100%	0
522	NM MUTUAL CASUALTY CO	0	0	6	153	159	0	6	159	100%	0
556	MICHIGANMUTUAL INS CO	0	0	0	1	1	0	0	1	100%	0
612	PENNSYLVANIA MANUFACTURERS ASSOCIATION	0	0	0	3	3	0	0	3	100%	0
615	OLD REPUBLIC INS CO	0	0	0	5	5	0	0	5	100%	1
671	EVEREST NATIONAL INS CO	0	0	0	1	1	0	0	1	100%	0
707	ROYAL AND SUN ALLIANCE	0	0	0	3	3	0	0	3	100%	0
713	TRAVELERS INS CO	1	0	1	42	43	1	2	44	98%	40
723	SAFETY NATIONAL CASUALTY CORPORATION	0	0	0	0	0	0	0	0	0%	5
737	ST PAUL FIRE & MARINE COMPANIES	0	0	1	2	3	0	1	3	100%	0
743	REPUBLIC INDEMNITY CO OF AMERICA	0	0	0	1	1	0	0	1	100%	0
747	STATE FARM FIRE & CASUALTY CO	0	0	0	5	5	0	0	5	100%	1
755	SENTRY INS CO	0	0	0	7	7	0	0	7	100%	0
762	ACCIDENT FUND INS CO OF AMERICA	0	0	0	2	2	0	0	2	100%	0
764	MANUFACTURERS ALLIANCE INSURANCE COMPANY	0	0	0	2	2	0	0	2	100%	0
777	UNISURED EMPLOYER FUND	0	0	6	0	6	0	6	6	100%	0
781	NM PROPERTY AND CASUALTY CO	0	0	1	3	4	0	1	4	100%	1
786	ULLICO CASUALTY COMPANY	0	0	0	1	1	0	0	1	100%	0
789	WESTFIELD INSURANCE COMPANY	0	0	0	2	2	0	0	2	100%	0
794	TOWER GROUP COMPANY	0	0	0	4	4	0	0	4	100%	0
797	UNITED PACIFIC INSURANCE COMPANY	0	0	0	1	1	0	0	1	100%	0
798	ACUITY INSURANCE	0	0	0	3	3	0	0	3	100%	0
800	STATE NATIONAL INSURANCE	0	0	0	1	1	0	0	1	100%	0
831	ZENITH INS CO	0	0	0	2	2	0	0	2	100%	0
832	UNION STANDARD INSURANCE	0	0	0	6	6	0	0	6	100%	0
833	CINCINNATI INS CO	1	0	0	0	0	1	1	1	0%	0
840	VANLINER INS CO	0	0	0	1	1	0	0	1	100%	0
860	XL SPECIALTY INS CO	0	0	0	2	2	0	0	2	100%	0
Total		8	117	89	1,029	1,118	125	97	1,243	90%	136

New Mexico Workers' Compensation Administration

INSURER CLAIMS TOTAL REPORT (CONT)

Carrier ID	Carrier Name	PAPER		EDI/WEB		EDI	Paper	Contested	Total	% EDI	Inpatient Reports
		Contested	Non-Contested	Contested	Non-Contested						
888	WAUSAU UNDERWRITERS INS CO	0	0	6	18	24	0	6	24	100%	0
901	ABF FREIGHT SYSTEM INC	0	0	0	4	4	0	0	4	100%	0
904	ALBUQUERQUE PUBLIC SCHOOLS	0	0	0	4	4	0	0	4	100%	9
909	ARCHDIOCESE OF SANTA FE	0	1	0	0	0	1	0	1	0%	0
918	CITY OF ALBUQUERQUE	0	0	0	28	28	0	0	28	100%	0
920	CITY OF FARMINGTON	0	0	0	1	1	0	0	1	100%	0
921	CITY OF LAS CRUCES	0	0	0	1	1	0	0	1	100%	0
922	CITY OF SANTA FE	0	0	0	2	2	0	0	2	100%	0
927	GROENDYKE TRANSPORT INC	0	0	0	1	1	0	0	1	100%	0
936	INTEL CORPORATION	0	0	0	2	2	0	0	2	100%	0
940	BUILDERS TRUST	0	0	5	27	32	0	5	32	100%	0
944	PHELPS DODGE CORP	0	0	0	3	3	0	0	3	100%	0
947	PUBLIC SERVICE CO OF NM	0	0	0	1	1	0	0	1	100%	0
950	LOS ALAMOS LABS	0	0	0	1	1	0	0	1	100%	1
951	STATE OF NM RISK MGMT DIVISION	0	0	5	67	72	0	5	72	100%	0
957	SANDIA CORPORATION	0	0	0	2	2	0	0	2	100%	0
959	THE KROGER CO	0	0	0	3	3	0	0	3	100%	0
960	PRESBYTERIAN HEALTHCARE SERVICES	0	0	0	20	20	0	0	20	100%	0
962	ST VINCENT HOSPITAL	0	0	1	5	6	0	1	6	100%	2
968	UNOCAL CORPORATION	0	0	0	1	1	0	0	1	100%	0
973	ALLSUP ENTERPRISES INC	0	3	0	0	0	3	0	3	0%	0
981	NM SELF INSURERS FUND	0	33	0	0	0	33	0	33	0%	0
982	FEDERAL EXPRESS CORP	0	0	0	5	5	0	0	5	100%	0
984	SUD--CHEMIE INC	0	0	0	1	1	0	0	1	100%	0
988	MECH CONTRACTORS ASSOC OF NM	0	0	0	2	2	0	0	2	100%	0
990	NM RURAL ELECTRIC COOP ASSOC	0	0	0	6	6	0	0	6	100%	1
992	FOOD INDUSTRY SELF INS FUND OF NM	3	39	0	0	0	42	3	42	0%	0
993	NM ASSN. OF COUNTIES INS AUTHORITY	2	34	0	0	0	36	2	36	0%	0
994	NM PUBLIC SCHOOLS	0	0	2	46	48	0	2	48	100%	0
995	NM HOSPITAL WORK COMP GROUP	0	0	0	11	11	0	0	11	100%	5
996	WESTERN REFINING	0	0	0	3	3	0	0	3	100%	0
Total		8	117	89	1,029	1,118	125	97	1,243	90%	136