



SECOND QUARTER 2012 INSURER SCORECARD

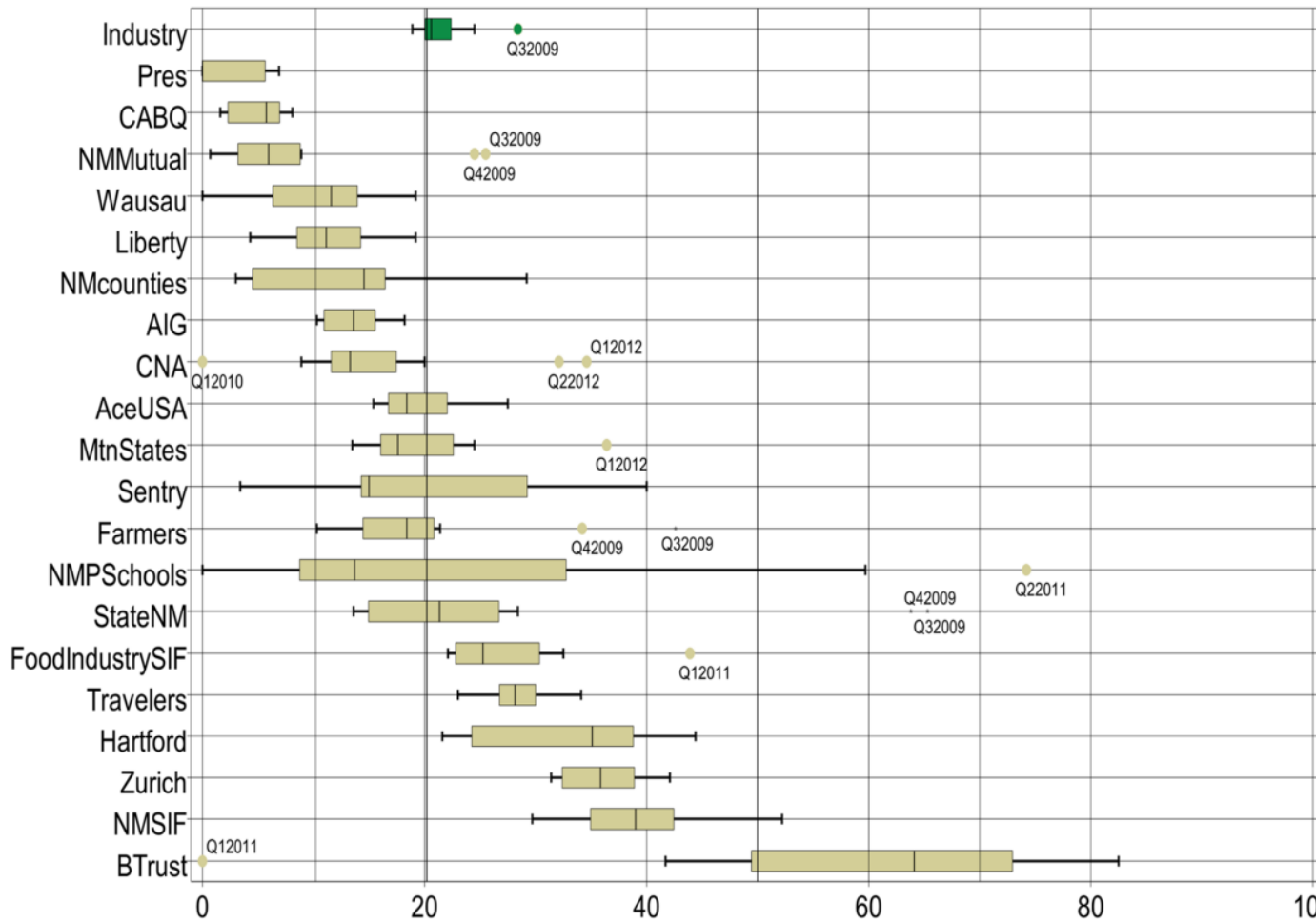
CONTENTS

LATE FILING E1 TREND: First Report of Injury or Illness	1
LATE FILING E1 ITEMIZED: First Report of Injury or Illness.....	2
LATE FILING E1 ITEMIZED: First Report of Injury or Illness (CONT)	3
LATE FILING E1 ITEMIZED: First Report of Injury or Illness (CONT)	4
LATE FILING E1 ITEMIZED: First Report of Injury or Illness (CONT)	5
LATE PAYMENT OF INITIAL BENEFITS TREND: Large Carrier Report.....	6
LATE PAYMENT OF INITIAL BENEFITS ITEMIZED: Large Carrier Report (CONT)	7
LATE PAYMENT OF INITIAL BENEFITS ITEMIZED: Large Carrier Report (CONT)	8
LATE PAYMENT OF INITIAL BENEFITS ITEMIZED: Large Carrier Report (CONT)	9
LATE PAYMENT OF INITIAL BENEFITS ITEMIZED: Large Carrier Report (CONT)	10
LATE FILING E6 TREND: Initial Payment for Benefits Reports	11
LATE FILING E6 ITEMIZED: Initial Payment for Benefits Reports.....	11
LATE FILING E6 ITEMIZED: Initial Payment for Benefits Reports (CONT)	13
LATE FILING E6 ITEMIZED: Initial Payment for Benefits Reports (CONT)	14
LATE FILING E6 ITEMIZED: Initial Payment for Benefits Reports (CONT)	15
INSURER CLAIMS TOTAL REPORT	16
INSURER CLAIMS TOTAL REPORT (CONT)	17
INSURER CLAIMS TOTAL REPORT (CONT)	18
INSURER CLAIMS TOTAL REPORT (CONT)	19

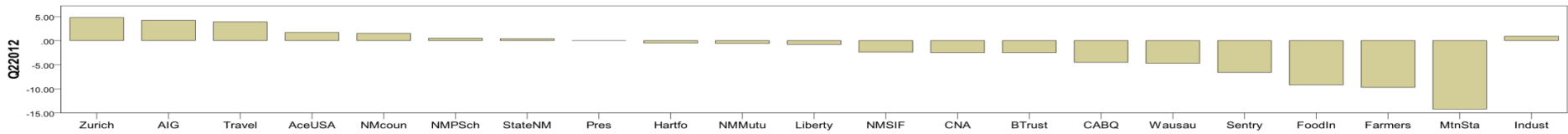
Produced by the Economic Research Bureau
 Richard Adu-Asamoah, Bureau Chief
 John Keck, Economist

New Mexico Workers' Compensation Administration

LATE FILING E1 TREND: First Report of Injury or Illness



Q2 CY 2012 Claim Summary		
Carrier Name	No.	% Late
ACE USA	129	17
AIG	216	15
BUILDERS TRUST	92	72
CABQ	38	3
C N A	53	32
FARMERS	29	10
FISIF	73	23
HARTFORD	115	22
LIBERTY MUTUAL	99	14
MOUNTAIN STATES	18	22
NM COUNTIES	66	5
NM MUTUAL	290	1
NM PUBSCHOOLS	57	18
NM SIF	37	30
PRESBYTERIAN	30	0
SENTRY	13	8
STATE OF NM	124	19
TRAVELERS	88	34
WAUSAU	36	11
ZURICH AMERICAN	126	42
Industry Average	2177	21



New Mexico Workers' Compensation Administration

LATE FILING E1 ITEMIZED: First Report of Injury or Illness

Carrier ID	Carrier Name	Number of ttd-ptd claims	Number Late	Late Ratio	Expected	Z-Score	Z > 2
940	BUILDERS TRUST	92	66	71.7%	19	2.81	*****
832	UNION STANDARD INSURANCE	13	8	61.5%	3	2.25	*****
904	ALBUQUERQUE PUBLIC SCHOOLS	11	6	54.5%	2	1.87	
223	ZURICH AMERICAN INS GROUP	126	53	42.1%	26	1.18	
713	TRAVELERS INS CO	88	30	34.1%	18	0.74	
123	CNA INS COMPANIES	53	17	32.1%	11	0.63	
981	NM SELF INSURERS FUND	37	11	29.7%	8	0.50	
781	NM PROPERTY AND CASUALTY CO	15	4	26.7%	3	0.33	
992	FOOD INDUSTRY SELF INS FUND OF NM	73	17	23.3%	15	0.15	
516	MOUNTAIN STATES MUTUAL CASUALTY	18	4	22.2%	4	0.09	
404	HARTFORD INS GROUP	116	25	21.6%	24	0.05	
951	STATE OF NM RISK MGMT DIVISION	124	24	19.4%	26	-0.07	
140	ARGONAUT	16	3	18.8%	3	-0.10	
995	NM HOSPITAL WORK COMP GROUP	17	3	17.6%	3	-0.16	
994	NM PUBLIC SCHOOLS	57	10	17.5%	12	-0.17	
121	ACE USA	129	22	17.1%	27	-0.19	
211	AMERICAN INTERNATIONAL GROUP	216	32	14.8%	44	-0.32	
456	LIBERTY MUTUAL INS CO	99	14	14.1%	20	-0.35	
3	NM HEALTHCARE W C GROUP	24	3	12.5%	5	-0.44	
888	WAUSAU UNDERWRITERS INS CO	36	4	11.1%	7	-0.52	
377	FARMERS INS EXCHANGE	29	3	10.3%	6	-0.56	
962	ST VINCENT HOSPITAL	10	1	10.0%	2	-0.58	
755	SENTRY INS CO	13	1	7.7%	3	-0.71	
993	NM ASSN. OF COUNTIES INS AUTHORITY	66	3	4.5%	14	-0.88	
918	CITY OF ALBUQUERQUE	38	1	2.6%	8	-0.99	
324	FIREMAN'S FUND INS CO	70	1	1.4%	14	-1.05	
522	NM MUTUAL CASUALTY CO	290	2	0.7%	60	-1.09	
960	PRESBYTERIAN HEALTHCARE SERVICES	30	0	0.0%	6	-1.13	
315	FARMLAND INS CO	9	0	0.0%	2		
615	OLD REPUBLIC INS CO	9	3	33.3%	2		
982	FEDERAL EXPRESS CORP	9	1	11.1%	2		
Totals		2,177	448	20.6%			

New Mexico Workers' Compensation Administration

LATE FILING E1 ITEMIZED: First Report of Injury or Illness (CONT)

Carrier ID	Carrier Name	Number of ttd- ptd claims	Number Late	Late Ratio	Expected	Z-Score	Z > 2
128	FIRST AMERICAN INS CO	8	3	37.5%	2		
222	CRUM & FORSTER INS CO	8	2	25.0%	2		
750	REPUBLIC COMPANIES GROUP	8	6	75.0%	2		
794	TOWER GROUP COMPANY	8	3	37.5%	2		
944	FREEPORT-MCMORAN CORPORATION	8	1	12.5%	2		
990	NM RURAL ELECTRIC COOP ASSOC	8	1	12.5%	2		
100	WESTCO INSURANCE	7	2	28.6%	1		
173	BROTHERHOOD MUTUAL INS CO	7	0	0.0%	1		
747	STATE FARM FIRE & CASUALTY CO	7	6	85.7%	1		
936	INTEL CORPORATION	7	1	14.3%	1		
10	TOWN & COUNTRY FOOD STORES INC	6	1	16.7%	1		
612	PENNSYLVANIA MANUFACTURERS ASSOCIATION	6	2	33.3%	1		
831	ZENITH INS CO	6	1	16.7%	1		
901	ABF FREIGHT SYSTEM INC	6	1	16.7%	1		
959	THE KROGER CO	6	1	16.7%	1		
13	COSTCO WHOLESALE	5	1	20.0%	1		
178	CHUBB GROUP OF INS COMPANIES	5	2	40.0%	1		
798	ACUITY INSURANCE	5	4	80.0%	1		
996	WESTERN REFINING	5	2	40.0%	1		
149	ONE BEACON INS	4	3	75.0%	1		
364	FEDERATED MUTUAL INS CO	4	1	25.0%	1		
518	NATIONAL AMERICAN INS CO	4	0	0.0%	1		
556	MICHIGANMUTUAL INS CO	4	2	50.0%	1		
707	ROYAL AND SUN ALLIANCE	4	0	0.0%	1		
737	ST PAUL FIRE & MARINE COMPANIES	4	2	50.0%	1		
860	XL SPECIALTY INS CO	4	0	0.0%	1		
973	ALLSUP ENTERPRISES INC	4	1	25.0%	1		
103	CALIFORNIA INDEMNITY INS CO	3	1	33.3%	1		
671	EVEREST NATIONAL INS CO	3	2	66.7%	1		
743	REPUBLIC INDEMNITY CO OF AMERICA	3	0	0.0%	1		
762	ACCIDENT FUND INSURANCE COMPANY OF AMERICA	3	1	33.3%	1		
Totals		2,177	448	20.6%			

LATE FILING E1 ITEMIZED: First Report of Injury or Illness (CONT)

Carrier ID	Carrier Name	Number of ttd-ptd claims	Number Late	Late Ratio	Expected	Z-Score	Z > 2
777	UNISURED EMPLOYER FUND	3	2	66.7%	1		
833	CINCINNATI INS CO	3	0	0.0%	1		
919	CITY OF CARLSBAD	3	0	0.0%	1		
968	UNOCAL CORPORATION	3	0	0.0%	1		
101	BITUMINOUS CASUALTY CORPORATION	2	1	50.0%	0		
204	LEGION INSURANCE COMPANY	2	1	50.0%	0		
442	GREAT AMERICAN INS CO	2	0	0.0%	0		
483	LUMBERMENS UNDERWRITING ALLIANCE	2	1	50.0%	0		
735	SAFECO INS CO OF AMERICA	2	0	0.0%	0		
752	PRAETORIAN INS CO	2	0	0.0%	0		
756	WORK FIRST CASUALTY CO	2	2	100.0%	0		
764	MANUFACTURERS ALLIANCE INSURANCE COMPANY	2	0	0.0%	0		
768	GUARANTEE INSURANCE COMPANY	2	0	0.0%	0		
789	WESTFIELD INSURANCE COMPANY	2	0	0.0%	0		
808	SAFETY NATIONAL CASUALTY CORPORATION	2	0	0.0%	0		
840	VANLINER INS CO	2	0	0.0%	0		
909	ARCHDIOCESE OF SANTA FE	2	0	0.0%	0		
922	CITY OF SANTA FE	2	1	50.0%	0		
988	MECH CONTRACTORS ASSOC OF NM	2	0	0.0%	0		
16	TARGET STORES/DAYTON HUDSON	1	1	100.0%	0		
27	PAULA INS CO	1	1	100.0%	0		
43	HEALTHSOUTH REHAB CORP	1	0	0.0%	0		
76	DOLGENCORP INC.	1	0	0.0%	0		
104	ADVANTAGE WORKERS' COMP	1	1	100.0%	0		
122	MARKEL AMERICAN INS CO	1	1	100.0%	0		
169	NATIONWIDE MUTUAL INS CO	1	0	0.0%	0		
180	ACIG INS CO	1	1	100.0%	0		
250	CENTRAL MUTUAL INS CO	1	0	0.0%	0		
267	AMERICAN MINING INSURANCE	1	0	0.0%	0		
330	GENERAL CASUALTY INS CO	1	1	100.0%	0		
353	EMPLOYERS MUTUAL CASUALTY CO OF IOWA	1	0	0.0%	0		
Totals		2,177	448	20.6%			

New Mexico Workers' Compensation Administration


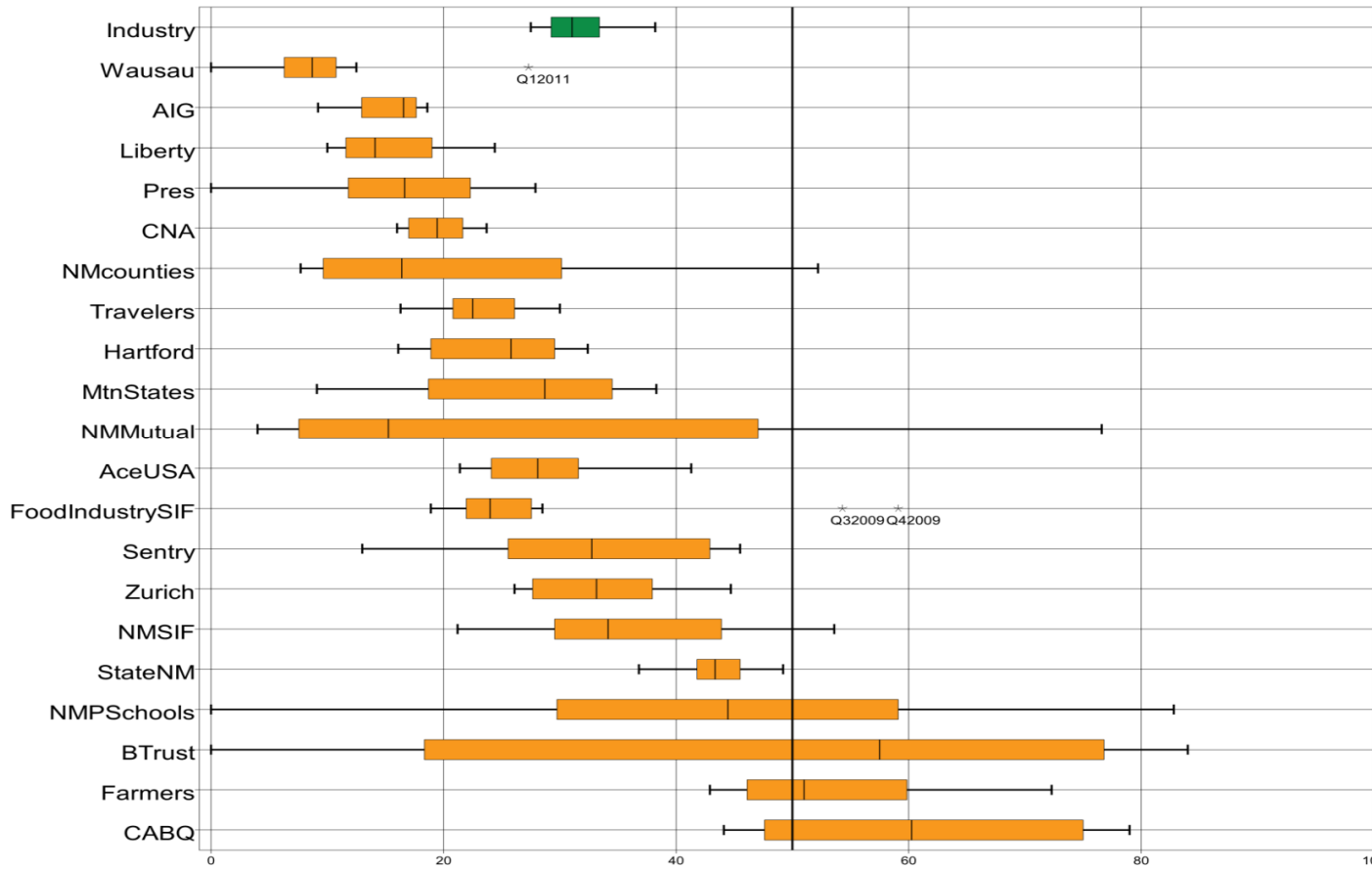
LATE FILING E1 ITEMIZED: First Report of Injury or Illness (CONT)

Carrier ID	Carrier Name	Number of ttd-ptd claims	Number Late	Late Ratio	Expected	Z-Score	Z > 2
374	FARMERS ALLIANCE MUTUAL INS CO	1	1	100%	0		
431	GULF INS CO	1	0	0%	0		
442	GREAT AMERICAN INS CO	1	0	0%	0		
556	MICHIGANMUTUAL INS CO	1	0	0%	0		
671	EVEREST NATIONAL INS CO	1	0	0%	0		
743	REPUBLIC INDEMNITY CO OF AMERICA	1	0	0%	0		
786	ULLICO CASUALTY COMPANY	1	1	100%	0		
797	UNITED PACIFIC INSURANCE COMPANY	1	1	100%	0		
800	STATE NATIONAL INSURANCE	1	0	0%	0		
831	ZENITH INS CO	1	0	0%	0		
833	CINCINNATI INS CO	1	0	0%	0		
840	VANLINER INS CO	1	0	0%	0		
909	ARCHDIOCESE OF SANTA FE	1	0	0%	0		
920	CITY OF FARMINGTON	1	1	100%	0		
921	CITY OF LAS CRUCES	1	0	0%	0		
927	GROENDYKE TRANSPORT INC	1	0	0%	0		
947	PUBLIC SERVICE CO OF NM	1	0	0%	0		
950	LOS ALAMOS LABS	1	0	0%	0		
957	SANDIA CORPORATION	1	0	0%	0		
968	UNOCAL CORPORATION	1	0	0%	0		
984	SUD--CHEMIE INC	1	0	0%	0		
Totals		2,177	448	20.6%			

New Mexico Workers' Compensation Administration

LATE PAYMENT OF INITIAL BENEFITS TREND: Large Carrier Report

Q2 CY 2012 Claim Summary		
Carrier Name	No.	% Late
ACE USA	120	34
AIG	197	14
BUILDERS TRUST	68	77
CABQ	36	75
C N A	50	18
FARMERS	27	44
FISIF	68	22
HARTFORD	106	20
LIBERTY MUTUAL	90	24
MOUNTAIN STATES	18	17
NM COUNTIES	64	16
NM MUTUAL	283	7
NM PUBSCHOOLS	52	44
NM SIF	37	41
PRESBYTERIAN	30	27
SENTRY	13	23
STATE OF NM	117	37
TRAVELERS	80	30
WAUSAU	31	10
ZURICH AMERICAN	111	40
Industry Average	1994	29%



New Mexico Workers' Compensation Administration

LATE PAYMENT OF INITIAL BENEFITS ITEMIZED: Large Carrier Report (CONT)

Carrier ID	Carrier Name	Number of ttd-ptd claims	Number Late	Late Ratio	Expected	Z-Score	Z > 2
832	UNION STANDARD INSURANCE	11	9	81.8%	3	2.36	*****
781	NM PROPERTY AND CASUALTY CO	14	11	78.6%	4	2.22	*****
940	BUILDERS TRUST	68	52	76.5%	19	2.12	*****
918	CITY OF ALBUQUERQUE	36	27	75.0%	10	2.06	*****
904	ALBUQUERQUE PUBLIC SCHOOLS	10	7	70.0%	3	1.84	
962	ST VINCENT HOSPITAL	10	6	60.0%	3	1.40	
377	FARMERS INS EXCHANGE	27	12	44.4%	8	0.71	
994	NM PUBLIC SCHOOLS	52	23	44.2%	15	0.70	
981	NM SELF INSURERS FUND	37	15	40.5%	11	0.53	
223	ZURICH AMERICAN INS GROUP	111	44	39.6%	32	0.49	
995	NM HOSPITAL WORK COMP GROUP	16	6	37.5%	5	0.40	
951	STATE OF NM RISK MGMT DIVISION	117	43	36.8%	33	0.37	
121	ACE USA	120	41	34.2%	34	0.25	
3	NM HEALTHCARE W C GROUP	23	7	30.4%	7	0.09	
713	TRAVELERS INS CO	80	24	30.0%	23	0.07	
960	PRESBYTERIAN HEALTHCARE SERVICES	30	8	26.7%	9	-0.08	
456	LIBERTY MUTUAL INS CO	90	22	24.4%	26	-0.18	
755	SENTRY INS CO	13	3	23.1%	4	-0.24	
992	FOOD INDUSTRY SELF INS FUND OF NM	68	15	22.1%	19	-0.28	
404	HARTFORD INS GROUP	106	21	19.8%	30	-0.38	
123	CNA INS COMPANIES	50	9	18.0%	14	-0.46	
516	MOUNTAIN STATES MUTUAL CASUALTY	18	3	16.7%	5	-0.52	
993	NM ASSN. OF COUNTIES INS AUTHORITY	64	10	15.6%	18	-0.57	
211	AMERICAN INTERNATIONAL GROUP	197	28	14.2%	56	-0.63	
888	WAUSAU UNDERWRITERS INS CO	31	3	9.7%	9	-0.83	
522	NM MUTUAL CASUALTY CO	283	21	7.4%	81	-0.93	
324	FIREMAN'S FUND INS CO	67	2	3.0%	19	-1.13	
140	ARGONAUT	9	6	66.7%	3		
615	OLD REPUBLIC INS CO	9	3	33.3%	3		
982	FEDERAL EXPRESS CORP	9	1	11.1%	3		
Totals		1,994	568	28.5%			

New Mexico Workers' Compensation Administration

LATE PAYMENT OF INITIAL BENEFITS ITEMIZED: Large Carrier Report (CONT)

Carrier ID	Carrier Name	Number of ttd-ptd claims	Number Late	Late Ratio	Expected	Z-Score	Z > 2
128	FIRST AMERICAN INS CO	8	2	25.0%	2		
315	FARMLAND INS CO	8	0	0.0%	2		
794	TOWER GROUP COMPANY	8	6	75.0%	2		
944	FREEPORT-MCMORAN CORPORATION	8	0	0.0%	2		
990	NM RURAL ELECTRIC COOP ASSOC	8	2	25.0%	2		
100	WESTCO INSURANCE	7	4	57.1%	2		
173	BROTHERHOOD MUTUAL INS CO	7	0	0.0%	2		
222	CRUM & FORSTER INS CO	7	1	14.3%	2		
936	INTEL CORPORATION	7	0	0.0%	2		
612	PENNSYLVANIA MANUFACTURERS ASSOCIATION	6	2	33.3%	2		
747	STATE FARM FIRE & CASUALTY CO	6	5	83.3%	2		
750	REPUBLIC COMPANIES GROUP	6	6	100.0%	2		
831	ZENITH INS CO	6	4	66.7%	2		
901	ABF FREIGHT SYSTEM INC	6	1	16.7%	2		
10	TOWN & COUNTRY FOOD STORES INC	5	1	20.0%	1		
13	COSTCO WHOLESALE	5	1	20.0%	1		
959	THE KROGER CO	5	1	20.0%	1		
996	WESTERN REFINING	5	4	80.0%	1		
149	ONE BEACON INS	4	2	50.0%	1		
178	CHUBB GROUP OF INS COMPANIES	4	2	50.0%	1		
556	MICHIGANMUTUAL INS CO	4	3	75.0%	1		
973	ALLSUP ENTERPRISES INC	4	0	0.0%	1		
103	CALIFORNIA INDEMNITY INS CO	3	3	100.0%	1		
364	FEDERATED MUTUAL INS CO	3	1	33.3%	1		
518	NATIONAL AMERICAN INS CO	3	1	33.3%	1		
707	ROYAL AND SUN ALLIANCE	3	3	100.0%	1		
762	ACCIDENT FUND INSURANCE COMPANY OF AMERICA	3	1	33.3%	1		
798	ACUITY INSURANCE	3	3	100.0%	1		
919	CITY OF CARLSBAD	3	0	0.0%	1		
968	UNOCAL CORPORATION	3	1	33.3%	1		
Totals		1,994	568	28.5%			

New Mexico Workers' Compensation Administration

LATE PAYMENT OF INITIAL BENEFITS ITEMIZED: Large Carrier Report (CONT)

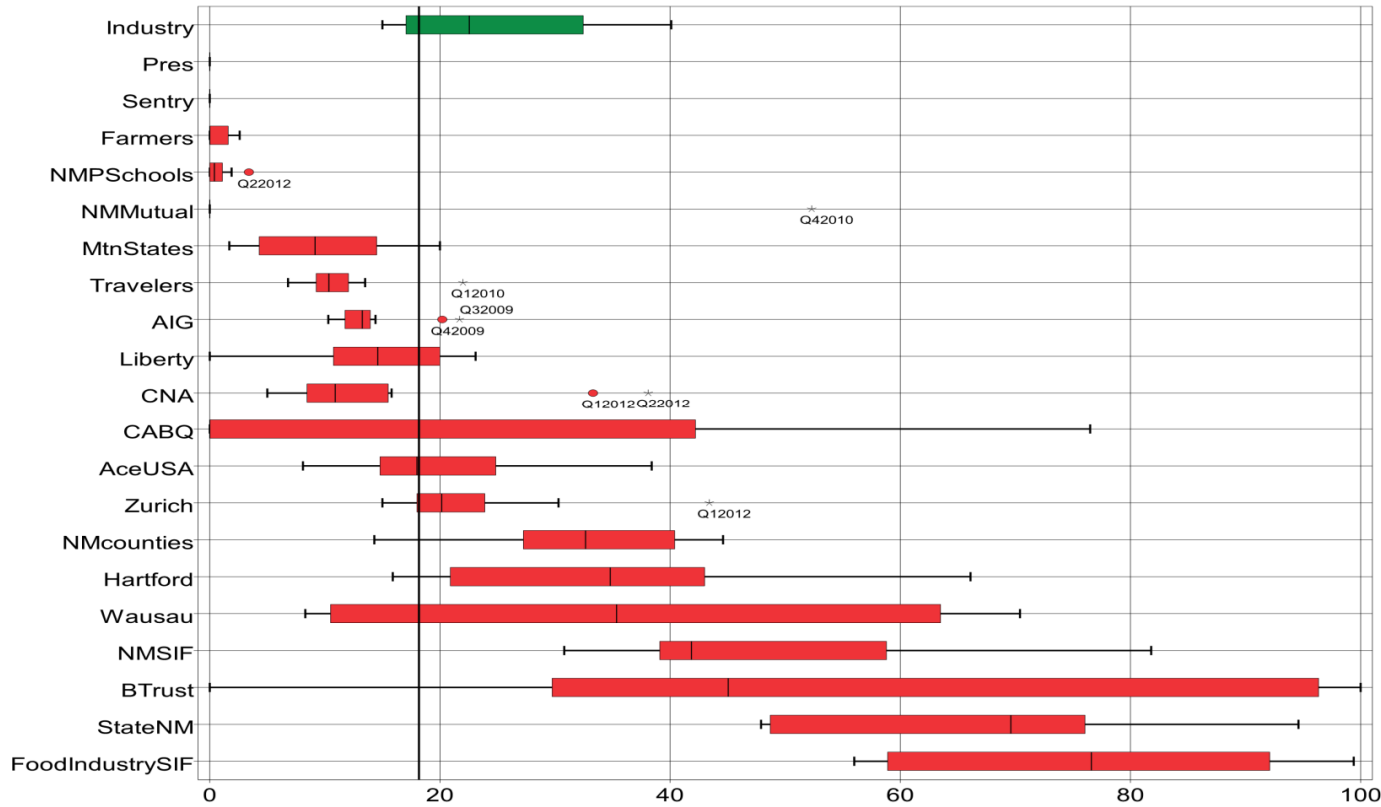
Carrier ID	Carrier Name	Number of ttd-ptd claims	Number Late	Late Ratio	Expected	Z-Score	Z > 2
204	LEGION INSURANCE COMPANY	2	1	50.0%	1		
442	GREAT AMERICAN INS CO	2	1	50.0%	1		
671	EVEREST NATIONAL INS CO	2	2	100.0%	1		
737	ST PAUL FIRE & MARINE COMPANIES	2	1	50.0%	1		
743	REPUBLIC INDEMNITY CO OF AMERICA	2	1	50.0%	1		
752	PRAETORIAN INS CO	2	0	0.0%	1		
756	WORK FIRST CASUALTY CO	2	0	0.0%	1		
764	MANUFACTURERS ALLIANCE INSURANCE COMPANY	2	0	0.0%	1		
789	WESTFIELD INSURANCE COMPANY	2	1	50.0%	1		
808	SAFETY NATIONAL CASUALTY CORPORATION	2	1	50.0%	1		
833	CINCINNATI INS CO	2	0	0.0%	1		
909	ARCHDIOCESE OF SANTA FE	2	0	0.0%	1		
922	CITY OF SANTA FE	2	2	100.0%	1		
988	MECH CONTRACTORS ASSOC OF NM	2	0	0.0%	1		
16	TARGET STORES/DAYTON HUDSON	1	0	0.0%	0		
43	HEALTHSOUTH REHAB CORP	1	0	0.0%	0		
101	BITUMINOUS CASUALTY CORPORATION	1	1	100.0%	0		
104	ADVANTAGE WORKERS' COMP	1	1	100.0%	0		
122	MARKEL AMERICAN INS CO	1	1	100.0%	0		
169	NATIONWIDE MUTUAL INS CO	1	1	100.0%	0		
250	CENTRAL MUTUAL INS CO	1	1	100.0%	0		
267	AMERICAN MINING INSURANCE	1	1	100.0%	0		
374	FARMERS ALLIANCE MUTUAL INS CO	1	0	0.0%	0		
431	GULF INS CO	1	0	0.0%	0		
451	MIDWEST EMPLOYERS CASUALTY CO	1	0	0.0%	0		
483	LUMBERMENS UNDERWRITING ALLIANCE	1	1	100.0%	0		
647	PROTECTIVE INS CO	1	1	100.0%	0		
673	PREFERRED PROFESSIONAL INS CO	1	1	100.0%	0		
735	SAFECO INS CO OF AMERICA	1	0	0.0%	0		
748	REDWOOD FIRE & CASUALTY	1	0	0.0%	0		
Totals		1,994	568	28.5%			

New Mexico Workers' Compensation Administration

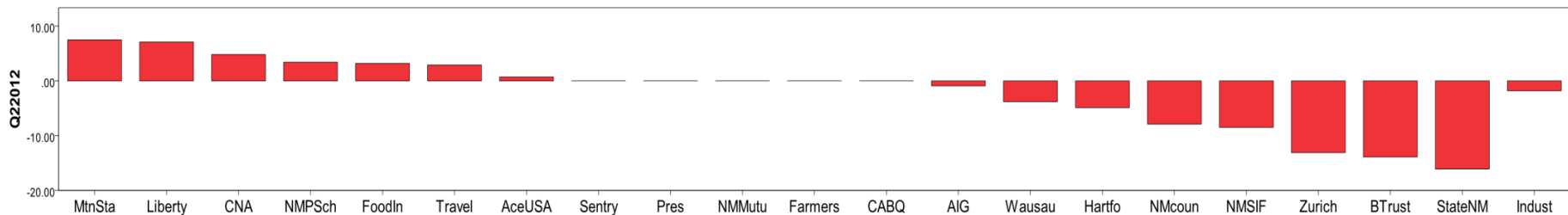
LATE PAYMENT OF INITIAL BENEFITS ITEMIZED: Large Carrier Report (CONT)

Carrier ID	Carrier Name	Number of ttd- ptd claims	Number Late	Late Ratio	Expected	Z-Score	Z > 2
768	GUARANTEE INSURANCE COMPANY	1	0	0.0%	0		
786	ULLICO CASUALTY COMPANY	1	0	0.0%	0		
797	UNITED PACIFIC INSURANCE COMPANY	1	1	100.0%	0		
800	STATE NATIONAL INSURANCE	1	0	0.0%	0		
840	VANLINER INS CO	1	1	100.0%	0		
860	XL SPECIALTY INS CO	1	0	0.0%	0		
880	GREAT WEST CASUALTY CO	1	1	100.0%	0		
893	YASUDA FIRE & MARINE INS CO OF AMERICA	1	0	0.0%	0		
910	PINNACLE WEST CAPITAL CORP	1	1	100.0%	0		
920	CITY OF FARMINGTON	1	1	100.0%	0		
921	CITY OF LAS CRUCES	1	0	0.0%	0		
927	GROENDYKE TRANSPORT INC	1	1	100.0%	0		
947	PUBLIC SERVICE CO OF NM	1	0	0.0%	0		
950	LOS ALAMOS LABS	1	0	0.0%	0		
957	SANDIA CORPORATION	1	0	0.0%	0		
984	SUD--CHEMIE INC	1	1	100.0%	0		
Totals		1,994	568	28.5%			

LATE FILING E6 TREND: Initial Payment for Benefits Reports



Q2 CY 2012 Claim Summary		
Carrier Name	No.	% Late
ACE USA	147	9
AIG	240	13
BUILDERS TRUST	101	46
CABQ	38	0
C N A	63	38
FARMERS	35	0
FISIF	77	68
HARTFORD	126	16
LIBERTY MUTUAL	113	7
MOUNTAIN STATES	19	16
NM COUNTIES	70	14
NM MUTUAL	310	0
NM PUBSCHOOLS	58	3
NM SIF	45	73
PRESBYTERIAN	39	0
SENTRY	15	0
STATE OF NM	139	55
TRAVELERS	93	10
WAUSAU	38	11
Zurich	152	30
Industry Average	2417	18%



New Mexico Workers' Compensation Administration

LATE FILING E6 ITEMIZED: Initial Payment for Benefits Reports

Carrier ID	Carrier Name	Number of ttd-ptd claims	Number Late	Late Ratio	Expected	Z-Score	Z > 2
981	NM SELF INSURERS FUND	45	33	73.3%	8	2.63	*****
992	FOOD INDUSTRY SELF INS FUND OF NM	77	52	67.5%	14	2.35	*****
951	STATE OF NM RISK MGMT DIVISION	139	76	54.7%	25	1.74	
940	BUILDERS TRUST	101	46	45.5%	18	1.31	
750	REPUBLIC COMPANIES GROUP	11	5	45.5%	2	1.30	
140	ARGONAUT	18	7	38.9%	3	0.99	
123	CNA INS COMPANIES	63	24	38.1%	11	0.95	
223	ZURICH AMERICAN INS GROUP	152	46	30.3%	28	0.58	
615	OLD REPUBLIC INS CO	12	2	16.7%	2	-0.07	
404	HARTFORD INS GROUP	126	20	15.9%	23	-0.11	
516	MOUNTAIN STATES MUTUAL CASUALTY	19	3	15.8%	3	-0.11	
993	NM ASSN. OF COUNTIES INS AUTHORITY	70	10	14.3%	13	-0.18	
211	AMERICAN INTERNATIONAL GROUP	240	30	12.5%	44	-0.27	
888	WAUSAU UNDERWRITERS INS CO	38	4	10.5%	7	-0.36	
713	TRAVELERS INS CO	93	9	9.7%	17	-0.40	
121	ACE USA	147	13	8.8%	27	-0.44	
904	ALBUQUERQUE PUBLIC SCHOOLS	12	1	8.3%	2	-0.47	
962	ST VINCENT HOSPITAL	12	1	8.3%	2	-0.47	
456	LIBERTY MUTUAL INS CO	113	8	7.1%	21	-0.53	
324	FIREMAN'S FUND INS CO	74	5	6.8%	13	-0.54	
995	NM HOSPITAL WORK COMP GROUP	17	1	5.9%	3	-0.59	
3	NM HEALTHCARE W C GROUP	25	1	4.0%	5	-0.68	
994	NM PUBLIC SCHOOLS	58	2	3.4%	11	-0.70	
522	NM MUTUAL CASUALTY CO	310	0	0.0%	56	-0.87	
960	PRESBYTERIAN HEALTHCARE SERVICES	39	0	0.0%	7	-0.87	
918	CITY OF ALBUQUERQUE	38	0	0.0%	7	-0.87	
377	FARMERS INS EXCHANGE	35	0	0.0%	6	-0.87	
781	NM PROPERTY AND CASUALTY CO	16	0	0.0%	3	-0.87	
755	SENTRY INS CO	15	0	0.0%	3	-0.87	
832	UNION STANDARD INSURANCE	15	0	0.0%	3	-0.87	
315	FARMLAND INS CO	11	0	0.0%	2	-0.87	
Total		2,417	439	18.2%			

New Mexico Workers' Compensation Administration

LATE FILING E6 ITEMIZED: Initial Payment for Benefits Reports (CONT)

Carrier ID	Carrier Name	Number of ttd-ptd claims	Number Late	Late Ratio	Expected	Z-Score	Z > 2
982	FEDERAL EXPRESS CORP	10	0	0.0%	2	-0.87	
222	CRUM & FORSTER INS CO	9	3	33.3%	2		
901	ABF FREIGHT SYSTEM INC	9	0	0.0%	2		
128	FIRST AMERICAN INS CO	8	0	0.0%	1		
794	TOWER GROUP COMPANY	8	0	0.0%	1		
944	FREEMPORT-MCMORAN CORPORATION	8	1	12.5%	1		
990	NM RURAL ELECTRIC COOP ASSOC	8	0	0.0%	1		
100	WESTCO INSURANCE	7	0	0.0%	1		
173	BROTHERHOOD MUTUAL INS CO	7	0	0.0%	1		
518	NATIONAL AMERICAN INS CO	7	0	0.0%	1		
747	STATE FARM FIRE & CASUALTY CO	7	0	0.0%	1		
777	UNISURED EMPLOYER FUND	7	0	0.0%	1		
831	ZENITH INS CO	7	0	0.0%	1		
936	INTEL CORPORATION	7	1	14.3%	1		
10	TOWN & COUNTRY FOOD STORES INC	6	1	16.7%	1		
178	CHUBB GROUP OF INS COMPANIES	6	0	0.0%	1		
612	PENNSYLVANIA MANUFACTURERS ASSOCIATION	6	0	0.0%	1		
798	ACUITY INSURANCE	6	0	0.0%	1		
959	THE KROGER CO	6	0	0.0%	1		
996	WESTERN REFINING	6	0	0.0%	1		
13	COSTCO WHOLESALE	5	0	0.0%	1		
364	FEDERATED MUTUAL INS CO	5	0	0.0%	1		
737	ST PAUL FIRE & MARINE COMPANIES	5	2	40.0%	1		
103	CALIFORNIA INDEMNITY INS CO	4	1	25.0%	1		
149	ONE BEACON INS	4	0	0.0%	1		
556	MICHIGANMUTUAL INS CO	4	1	25.0%	1		
707	ROYAL AND SUN ALLIANCE	4	4	100.0%	1		
860	XL SPECIALTY INS CO	4	0	0.0%	1		
973	ALLSUP ENTERPRISES INC	4	3	75.0%	1		
671	EVEREST NATIONAL INS CO	3	1	33.3%	1		
743	REPUBLIC INDEMNITY CO OF AMERICA	3	0	0.0%	1		
Total		2,417	439	18.2%			

New Mexico Workers' Compensation Administration

LATE FILING E6 ITEMIZED: Initial Payment for Benefits Reports (CONT)

Carrier ID	Carrier Name	Number of ttd-ptd claims	Number Late	Late Ratio	Expected	Z- Score	Z > 2
762	ACCIDENT FUND INSURANCE COMPANY OF AMERICA	3	1	33.3%	1		
833	CINCINNATI INS CO	3	1	33.3%	1		
919	CITY OF CARLSBAD	3	0	0.0%	1		
968	UNOCAL CORPORATION	3	2	66.7%	1		
43	HEALTHSOUTH REHAB CORP	2	1	50.0%	0		
101	BITUMINOUS CASUALTY CORPORATION	2	0	0.0%	0		
104	ADVANTAGE WORKERS' COMP	2	1	50.0%	0		
204	LEGION INSURANCE COMPANY	2	1	50.0%	0		
250	CENTRAL MUTUAL INS CO	2	0	0.0%	0		
374	FARMERS ALLIANCE MUTUAL INS CO	2	0	0.0%	0		
442	GREAT AMERICAN INS CO	2	0	0.0%	0		
483	LUMBERMENS UNDERWRITING ALLIANCE	2	0	0.0%	0		
735	SAFECO INS CO OF AMERICA	2	0	0.0%	0		
752	PRAETORIAN INS CO	2	2	100.0%	0		
756	WORK FIRST CASUALTY CO	2	2	100.0%	0		
764	MANUFACTURERS ALLIANCE INSURANCE COMPANY	2	0	0.0%	0		
768	GUARANTEE INSURANCE COMPANY	2	1	50.0%	0		
789	WESTFIELD INSURANCE COMPANY	2	0	0.0%	0		
808	SAFETY NATIONAL CASUALTY CORPORATION	2	0	0.0%	0		
840	VANLINER INS CO	2	1	50.0%	0		
909	ARCHDIOCESE OF SANTA FE	2	2	100.0%	0		
922	CITY OF SANTA FE	2	0	0.0%	0		
957	SANDIA CORPORATION	2	0	0.0%	0		
988	MECH CONTRACTORS ASSOC OF NM	2	0	0.0%	0		
16	TARGET STORES/DAYTON HUDSON	1	0	0.0%	0		
20	PROTECTION TECH OF LOS ALAMOS	1	0	0.0%	0		
27	PAULA INS CO	1	1	100.0%	0		
28	HOSPITALITY WORK COMP SELF INS	1	0	0.0%	0		
Total		2,417	439	18.2%			

New Mexico Workers' Compensation Administration

LATE FILING E6 ITEMIZED: Initial Payment for Benefits Reports (CONT)

Carrier ID	Carrier Name	Number of ttd-ptd claims	Number Late	Late Ratio	Expected	Z-Score	Z > 2
169	NATIONWIDE MUTUAL INS CO	1	0	0.0%	0		
180	ACIG INS CO	1	0	0.0%	0		
267	AMERICAN MINING INSURANCE	1	0	0.0%	0		
330	GENERAL CASUALTY INS CO	1	1	100.0%	0		
347	FEDERATED RURAL ELECTRIC INS CORP	1	1	100.0%	0		
353	EMPLOYERS MUTUAL CASUALTY CO OF IOWA	1	0	0.0%	0		
431	GULF INS CO	1	0	0.0%	0		
435	HANOVER INS CO	1	0	0.0%	0		
451	MIDWEST EMPLOYERS CASUALTY CO	1	1	100.0%	0		
647	PROTECTIVE INS CO	1	1	100.0%	0		
673	PREFERRED PROFESSIONAL INS CO	1	0	0.0%	0		
748	REDWOOD FIRE & CASUALTY	1	0	0.0%	0		
786	ULLICO CASUALTY COMPANY	1	0	0.0%	0		
797	UNITED PACIFIC INSURANCE COMPANY	1	0	0.0%	0		
799	SEQUIOA INSURANCE COMPANY	1	0	0.0%	0		
800	STATE NATIONAL INSURANCE	1	0	0.0%	0		
880	GREAT WEST CASUALTY CO	1	0	0.0%	0		
893	YASUDA FIRE & MARINE INS CO OF AMERICA	1	0	0.0%	0		
902	ALBERTSONS INC	1	1	100.0%	0		
910	PINNACLE WEST CAPITAL CORP	1	0	0.0%	0		
920	CITY OF FARMINGTON	1	0	0.0%	0		
921	CITY OF LAS CRUCES	1	0	0.0%	0		
927	GROENDYKE TRANSPORT INC	1	0	0.0%	0		
947	PUBLIC SERVICE CO OF NM	1	0	0.0%	0		
950	LOS ALAMOS LABS	1	0	0.0%	0		
956	SAN JUAN COUNTY	1	1	100.0%	0		
984	SUD--CHEMIE INC	1	0	0.0%	0		
Total			2,417	439	18.2%		

New Mexico Workers' Compensation Administration

INSURER CLAIMS TOTAL REPORT

Carrier ID	Carrier Name	PAPER		EDI/WEB		EDI	Paper	Contested	Total	% EDI	Inpatient Reports
		Contested	Non-Contested	Contested	Non-Contested						
3	NM HEALTHCARE W C GROUP	0	0	2	23	25	0	2	25	100%	0
10	TOWN & COUNTRY FOOD STORES INC	1	5	0	0	0	6	1	6	0%	0
13	COSTCO WHOLESALE	0	0	0	5	5	0	0	5	100%	0
16	TARGET STORES/DAYTON HUDSON	0	0	0	1	1	0	0	1	100%	0
20	PROTECTION TECH OF LOS ALAMOS	0	0	1	0	1	0	1	1	100%	0
27	PAULA INS CO	0	0	1	0	1	0	1	1	100%	0
28	HOSPITALITY WORK COMP SELF INS	0	0	0	1	1	0	0	1	100%	0
43	HEALTHSOUTH REHAB CORP	0	0	0	2	2	0	0	2	100%	0
53	NM AUTOMOTIVE DEALERS ASSOC.	0	0	0	0	0	0	0	0	0%	1
76	DOLGENCORP INC.	1	0	0	0	0	1	1	1	0%	0
83	NM BUILDING BRANCH AGC COMPTRUST	1	0	0	0	0	1	1	1	0%	0
100	WESTCO INSURANCE	0	1	0	6	6	1	0	7	86%	0
101	BITUMINOUS CASUALTY CORPORATION	0	0	1	1	2	0	1	2	100%	0
103	CALIFORNIA INDEMNITY INS CO	0	0	0	4	4	0	0	4	100%	0
104	ADVANTAGE WORKERS' COMP	0	2	0	0	0	2	0	2	0%	0
121	ACE USA	0	0	9	138	147	0	9	147	100%	16
122	MARKEL AMERICAN INS CO	0	0	0	1	1	0	0	1	100%	0
123	CNA INS COMPANIES	0	0	7	56	63	0	7	63	100%	14
128	FIRST AMERICAN INS CO	0	0	0	8	8	0	0	8	100%	0
140	ARGONAUT	1	0	1	16	17	1	2	18	94%	0
149	ONE BEACON INS	0	0	0	4	4	0	0	4	100%	0
169	NATIONWIDE MUTUAL INS CO	0	0	0	1	1	0	0	1	100%	0
173	BROTHERHOOD MUTUAL INS CO	0	0	0	7	7	0	0	7	100%	0
178	CHUBB GROUP OF INS COMPANIES	0	0	2	4	6	0	2	6	100%	0
180	ACIG INS CO	0	0	1	0	1	0	1	1	100%	0
204	LEGION INSURANCE COMPANY	0	0	0	2	2	0	0	2	100%	0
211	AMERICAN INTERNATIONAL GROUP	2	0	29	209	238	2	31	240	99%	9
222	CRUM & FORSTER INS CO	0	0	2	7	9	0	2	9	100%	0
223	ZURICH AMERICAN INS GROUP	1	4	27	120	147	5	28	152	97%	15
250	CENTRAL MUTUAL INS CO	0	0	0	2	2	0	0	2	100%	0
267	AMERICAN MINING INSURANCE	0	0	0	1	1	0	0	1	100%	0
Total		55	234	201	1,961	2,162	289	256	2,451	87%	209

New Mexico Workers' Compensation Administration

INSURER CLAIMS TOTAL REPORT (CONT)

Carrier ID	Carrier Name	PAPER		EDI/WEB		EDI	Paper	Contested	Total	% EDI	Inpatient Reports
		Contested	Non-Contested	Contested	Non-Contested						
315	FARMLAND INS CO	0	0	2	9	11	0	2	11	100%	0
324	FIREMAN'S FUND INS CO	0	1	3	70	73	1	3	74	99%	0
330	GENERAL CASUALTY INS CO	0	0	1	0	1	0	1	1	100%	0
347	FEDERATED RURAL ELECTRIC INS CORP	0	0	1	0	1	0	1	1	100%	0
353	EMPLOYERS MUTUAL CASUALTY CO OF IOWA	0	0	1	0	1	0	1	1	100%	0
364	FEDERATED MUTUAL INS CO	0	0	1	4	5	0	1	5	100%	5
374	FARMERS ALLIANCE MUTUAL INS CO	0	0	0	2	2	0	0	2	100%	0
377	FARMERS INS EXCHANGE	0	0	7	28	35	0	7	35	100%	0
404	HARTFORD INS GROUP	0	1	12	113	125	1	12	126	99%	23
431	GULF INS CO	0	0	0	1	1	0	0	1	100%	0
435	HANOVER INS CO	1	0	0	0	0	1	1	1	0%	0
442	GREAT AMERICAN INS CO	0	0	0	2	2	0	0	2	100%	0
451	MIDWEST EMPLOYERS CASUALTY CO	0	0	0	1	1	0	0	1	100%	2
456	LIBERTY MUTUAL INS CO	1	4	12	96	108	5	13	113	96%	26
483	LUMBERMENS UNDERWRITING ALLIANCE	0	0	1	1	2	0	1	2	100%	0
516	MOUNTAIN STATES MUTUAL CASUALTY	0	1	0	18	18	1	0	19	95%	11
518	NATIONAL AMERICAN INS CO	0	0	1	6	7	0	1	7	100%	0
522	NM MUTUAL CASUALTY CO	0	0	13	297	310	0	13	310	100%	0
556	MICHIGANMUTUAL INS CO	0	0	0	4	4	0	0	4	100%	0
612	PENNSYLVANIA MANUFACTURERS ASSOCIATION	0	0	0	6	6	0	0	6	100%	0
615	OLD REPUBLIC INS CO	0	0	1	11	12	0	1	12	100%	1
647	PROTECTIVE INS CO	0	0	0	1	1	0	0	1	100%	0
671	EVEREST NATIONAL INS CO	1	0	0	2	2	1	1	3	67%	0
673	PREFERRED PROFESSIONAL INS CO	0	0	0	1	1	0	0	1	100%	0
707	ROYAL AND SUN ALLIANCE	0	0	0	4	4	0	0	4	100%	0
713	TRAVELERS INS CO	3	0	6	84	90	3	9	93	97%	45
723	SAFETY NATIONAL CASUALTY CORPORATION	0	0	0	0	0	0	0	0	0%	9
735	SAFECO INS CO OF AMERICA	0	0	1	1	2	0	1	2	100%	0
737	ST PAUL FIRE & MARINE COMPANIES	0	0	2	3	5	0	2	5	100%	2
743	REPUBLIC INDEMNITY CO OF AMERICA	0	0	1	2	3	0	1	3	100%	0
747	STATE FARM FIRE & CASUALTY CO	0	0	0	7	7	0	0	7	100%	1
Total		55	234	201	1,961	2,162	289	256	2,451	87%	209

New Mexico Workers' Compensation Administration

INSURER CLAIMS TOTAL REPORT (CONT)

Carrier ID	Carrier Name	PAPER		EDI/WEB		EDI	Paper	Contested	Total	% EDI	Inpatient Reports
		Contested	Non-Contested	Contested	Non-Contested						
748	REDWOOD FIRE & CASUALTY	0	0	0	1	1	0	0	1	100%	0
750	REPUBLIC COMPANIES GROUP	3	0	2	6	8	3	5	11	73%	0
752	PRAETORIAN INS CO	0	0	0	2	2	0	0	2	100%	0
755	SENTRY INS CO	0	0	0	15	15	0	0	15	100%	0
756	WORK FIRST CASUALTY CO	0	0	0	2	2	0	0	2	100%	0
762	ACCIDENT FUND INS CO OF AMERICA	0	0	0	3	3	0	0	3	100%	0
764	MANUFACTURERS ALLIANCE INSURANCE COMPANY	0	0	0	2	2	0	0	2	100%	0
768	GUARANTEE INSURANCE COMPANY	0	0	0	2	2	0	0	2	100%	0
777	UNISURED EMPLOYER FUND	0	0	7	0	7	0	7	7	100%	0
781	NM PROPERTY AND CASUALTY CO	0	0	1	15	16	0	1	16	100%	1
786	ULLICO CASUALTY COMPANY	0	0	0	1	1	0	0	1	100%	0
789	WESTFIELD INSURANCE COMPANY	0	0	0	2	2	0	0	2	100%	0
794	TOWER GROUP COMPANY	0	0	0	8	8	0	0	8	100%	0
797	UNITED PACIFIC INSURANCE COMPANY	0	0	0	1	1	0	0	1	100%	0
798	ACUITY INSURANCE	0	0	2	4	6	0	2	6	100%	0
799	SEQUIOA INSURANCE COMPANY	0	0	1	0	1	0	1	1	100%	0
800	STATE NATIONAL INSURANCE	0	0	0	1	1	0	0	1	100%	0
808	SAFETY NATIONAL CASUALTY CORPORATION	0	0	0	2	2	0	0	2	100%	0
831	ZENITH INS CO	0	0	0	7	7	0	0	7	100%	0
832	UNION STANDARD INSURANCE	0	0	2	13	15	0	2	15	100%	0
833	CINCINNATI INS CO	1	1	0	1	1	2	1	3	33%	0
840	VANLINER INS CO	1	0	0	1	1	1	1	2	50%	0
860	XL SPECIALTY INS CO	0	0	3	1	4	0	3	4	100%	0
880	GREAT WEST CASUALTY CO	0	0	0	1	1	0	0	1	100%	0
888	WAUSAU UNDERWRITERS INS CO	0	0	5	66	71	0	5	71	100%	0
893	YASUDA FIRE & MARINE INS CO OF AMERICA	0	0	0	1	1	0	0	1	100%	0
901	ABF FREIGHT SYSTEM INC	0	0	0	9	9	0	0	9	100%	1
902	ALBERTSONS INC	0	0	0	1	1	0	0	1	100%	0
904	ALBUQUERQUE PUBLIC SCHOOLS	0	0	1	11	12	0	1	12	100%	9
909	ARCHDIOCESE OF SANTA FE	0	2	0	0	0	2	0	2	0%	0
910	PINNACLE WEST CAPITAL CORP	0	0	0	1	1	0	0	1	100%	0
Total		55	234	201	1,961	2,162	289	256	2,451	87%	209

New Mexico Workers' Compensation Administration

INSURER CLAIMS TOTAL REPORT (CONT)

Carrier ID	Carrier Name	PAPER		EDI/WEB		EDI	Paper	Contested	Total	% EDI	Inpatient Reports
		Contested	Non-Contested	Contested	Non-Contested						
909	ARCHDIOCESE OF SANTA FE	0	2	0	0	0	2	0	2	0%	0
918	CITY OF ALBUQUERQUE	0	0	2	36	38	0	2	38	100%	0
919	CITY OF CARLSBAD	0	0	0	3	3	0	0	3	100%	0
920	CITY OF FARMINGTON	0	0	0	1	1	0	0	1	100%	0
921	CITY OF LAS CRUCES	0	0	0	1	1	0	0	1	100%	0
922	CITY OF SANTA FE	0	0	0	2	2	0	0	2	100%	0
927	GROENDYKE TRANSPORT INC	0	0	0	1	1	0	0	1	100%	0
936	INTEL CORPORATION	0	0	0	7	7	0	0	7	100%	0
940	BUILDERS TRUST	24	25	6	46	52	49	30	101	51%	9
944	PHELPS DODGE CORP	0	0	0	8	8	0	0	8	100%	0
947	PUBLIC SERVICE CO OF NM	0	0	0	1	1	0	0	1	100%	0
950	LOS ALAMOS LABS	0	0	0	1	1	0	0	1	100%	1
951	STATE OF NM RISK MGMT DIVISION	1	0	10	128	138	1	11	139	99%	0
956	SAN JUAN COUNTY	1	0	0	0	0	1	1	1	0%	0
957	SANDIA CORPORATION	0	0	0	2	2	0	0	2	100%	0
959	THE KROGER CO	0	0	2	5	7	0	2	7	100%	0
960	PRESBYTERIAN HEALTHCARE SERVICES	0	0	0	39	39	0	0	39	100%	0
962	ST VINCENT HOSPITAL	0	0	2	10	12	0	2	12	100%	2
968	UNOCAL CORPORATION	0	0	0	3	3	0	0	3	100%	0
973	ALLSUP ENTERPRISES INC	0	4	0	0	0	4	0	4	0%	0
981	NM SELF INSURERS FUND	1	44	0	0	0	45	1	45	0%	0
982	FEDERAL EXPRESS CORP	0	0	0	10	10	0	0	10	100%	0
984	SUD--CHEMIE INC	0	0	0	1	1	0	0	1	100%	0
988	MECH CONTRACTORS ASSOC OF NM	0	0	0	2	2	0	0	2	100%	0
990	NM RURAL ELECTRIC COOP ASSOC	0	0	0	8	8	0	0	8	100%	1
992	FOOD INDUSTRY SELF INS FUND OF NM	5	72	0	0	0	77	5	77	0%	0
993	NM ASSN. OF COUNTIES INS AUTHORITY	3	67	0	0	0	70	3	70	0%	0
994	NM PUBLIC SCHOOLS	2	0	4	52	56	2	6	58	97%	0
995	NM HOSPITAL WORK COMP GROUP	0	0	1	16	17	0	1	17	100%	5
996	WESTERN REFINING	0	0	1	5	6	0	1	6	100%	0
Total		55	234	201	1,961	2,162	289	256	2,451	87%	209