



## THIRD QUARTER CY 2012 INSURER SCORECARD

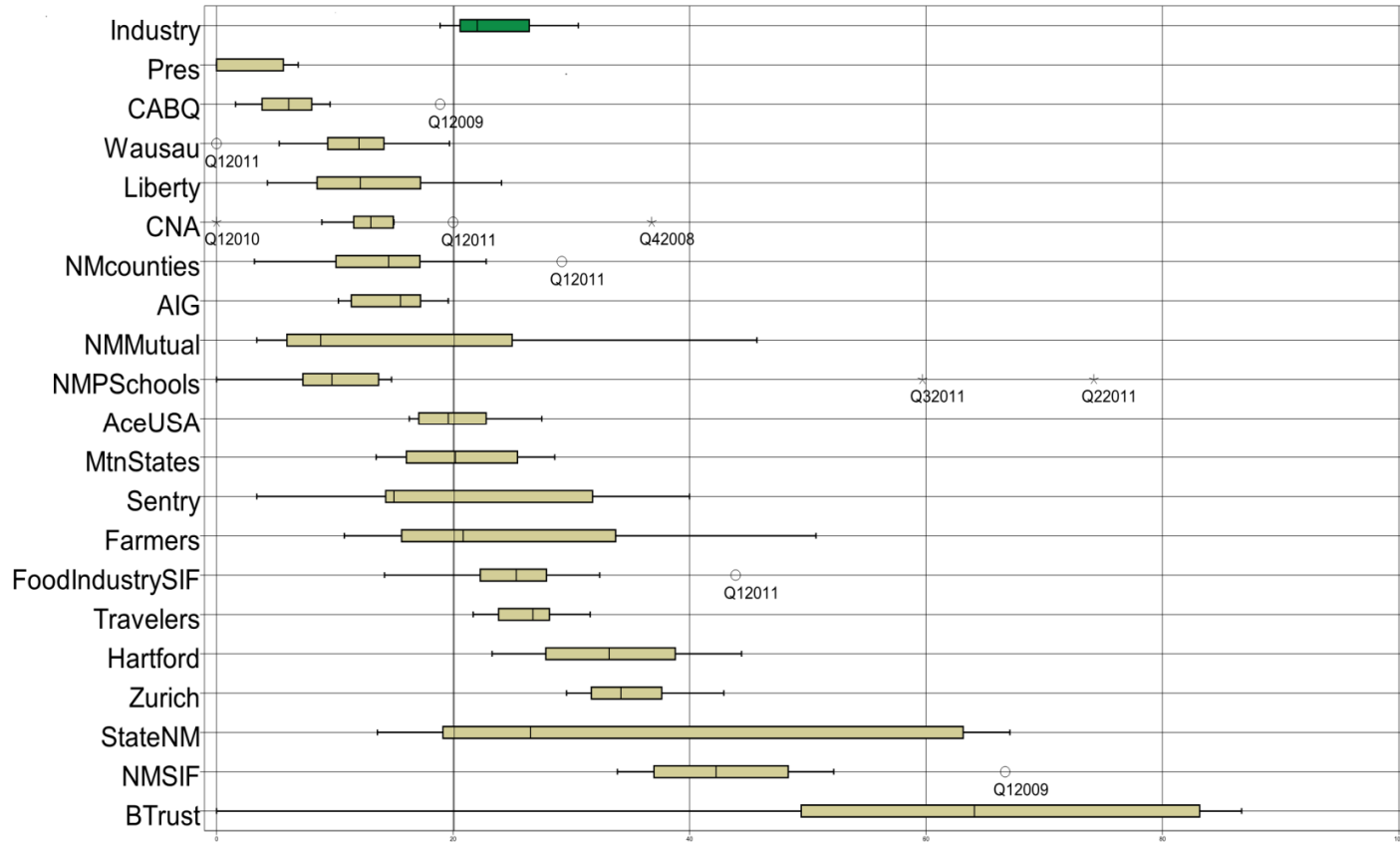
### CONTENTS

LATE FILING E1 TREND: First Report of Injury or Illness .....	1
LATE FILING E1 ITEMIZED: First Report of Injury or Illness.....	2
LATE FILING E1 ITEMIZED: First Report of Injury or Illness (CONT) .....	3
LATE FILING E1 ITEMIZED: First Report of Injury or Illness (CONT) .....	4
LATE FILING E1 ITEMIZED: First Report of Injury or Illness (CONT) .....	5
LATE PAYMENT OF INITIAL BENEFITS TREND: Large Carrier Report.....	6
LATE PAYMENT OF INITIAL BENEFITS ITEMIZED: Large Carrier Report (CONT) .....	7
LATE PAYMENT OF INITIAL BENEFITS ITEMIZED: Large Carrier Report (CONT) .....	8
LATE PAYMENT OF INITIAL BENEFITS ITEMIZED: Large Carrier Report (CONT) .....	9
LATE PAYMENT OF INITIAL BENEFITS ITEMIZED: Large Carrier Report (CONT) .....	10
LATE FILING E6 TREND: Initial Payment for Benefits Reports .....	11
LATE FILING E6 ITEMIZED: Initial Payment for Benefits Reports.....	12
LATE FILING E6 ITEMIZED: Initial Payment for Benefits Reports (CONT) .....	13
LATE FILING E6 ITEMIZED: Initial Payment for Benefits Reports (CONT) .....	14
LATE FILING E6 ITEMIZED: Initial Payment for Benefits Reports (CONT) .....	15
LATE FILING E6 ITEMIZED: Initial Payment for Benefits Reports (CONT) .....	16
INSURER CLAIMS TOTAL REPORT.....	17
INSURER CLAIMS TOTAL REPORT (CONT) .....	18
INSURER CLAIMS TOTAL REPORT (CONT) .....	19
INSURER CLAIMS TOTAL REPORT (CONT) .....	20
INSURER CLAIMS TOTAL REPORT (CONT) .....	21

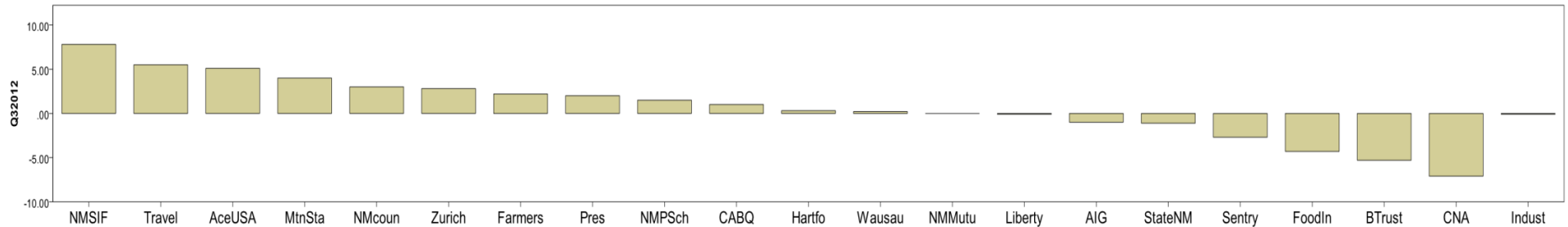
Produced by the Economic Research Bureau  
 Richard Adu-Asamoah, Bureau Chief  
 John Keck, Economist

New Mexico Workers' Compensation Administration

LATE FILING E1 TREND: First Report of Injury or Illness



Q3 CY 2012 Claim Summary		
Carrier Name	No.	% Late
ACE USA	203	22
AIG	311	14
BUILDERS TRUST	113	66
CABQ	56	4
C N A	80	25
FARMERS	40	13
FISIF	121	19
HARTFORD	146	22
LIBERTY MUTUAL	150	14
MOUNTAIN STATES	42	26
NM COUNTIES	80	8
NM MUTUAL	459	1
NM PUBSCHOOLS	58	19
NM SIF	48	38
PRESBYTERIAN	50	2
SENTRY	20	5
STATE OF NM	213	18
TRAVELERS	106	40
WAUSAU	53	11
ZURICH AMERICAN	185	45
<b>Industry Average</b>	<b>3,242</b>	<b>20</b>



New Mexico Workers' Compensation Administration

**LATE FILING E1 ITEMIZED: First Report of Injury or Illness**

Carrier ID	Carrier Name	Number of ttd-ptd claims	Number Late	Late Ratio	Expected	Z-Score	Z > 2
750	REPUBLIC COMPANIES GROUP	18	14	77.8%	4	3.43	*****
940	BUILDERS TRUST	113	75	66.4%	23	2.75	*****
798	ACUITY INSURANCE	10	6	60.0%	2	2.37	*****
223	ZURICH AMERICAN INS GROUP	185	83	44.9%	37	1.47	
832	UNION STANDARD INSURANCE	28	12	42.9%	6	1.35	
713	TRAVELERS INS CO	106	42	39.6%	21	1.16	
981	NM SELF INSURERS FUND	48	18	37.5%	10	1.04	
904	ALBUQUERQUE PUBLIC SCHOOLS	18	6	33.3%	4	0.79	
100	WESTCO INSURANCE	10	3	30.0%	2	0.59	
128	FIRST AMERICAN INS CO	10	3	30.0%	2	0.59	
222	CRUM & FORSTER INS CO	11	3	27.3%	2	0.43	
973	ALLSUP ENTERPRISES INC	11	3	27.3%	2	0.43	
516	MOUNTAIN STATES MUTUAL CASUALTY	42	11	26.2%	8	0.36	
123	CNA INS COMPANIES	80	20	25.0%	16	0.29	
140	ARGONAUT	21	5	23.8%	4	0.22	
121	ACE USA	203	45	22.2%	41	0.12	
404	HARTFORD INS GROUP	146	32	21.9%	29	0.11	
992	FOOD INDUSTRY SELF INS FUND OF NM	121	23	19.0%	24	-0.06	
994	NM PUBLIC SCHOOLS	58	11	19.0%	12	-0.07	
615	OLD REPUBLIC INS CO	16	3	18.8%	3	-0.08	
860	XL SPECIALTY INS CO	16	3	18.8%	3	-0.08	
951	STATE OF NM RISK MGMT DIVISION	213	39	18.3%	43	-0.11	
781	NM PROPERTY AND CASUALTY CO	22	4	18.2%	4	-0.11	
518	NATIONAL AMERICAN INS CO	12	2	16.7%	2	-0.20	
456	LIBERTY MUTUAL INS CO	150	21	14.0%	30	-0.36	
211	AMERICAN INTERNATIONAL GROUP	311	43	13.8%	62	-0.37	
3	NM HEALTHCARE W C GROUP	29	4	13.8%	6	-0.37	
315	FARMLAND INS CO	15	2	13.3%	3	-0.40	
377	FARMERS INS EXCHANGE	40	5	12.5%	8	-0.45	
888	WAUSAU UNDERWRITERS INS CO	53	6	11.3%	11	-0.52	
995	NM HOSPITAL WORK COMP GROUP	27	3	11.1%	5	-0.53	
<b>Totals</b>		<b>3,242</b>	<b>651</b>	<b>31.9%</b>			

New Mexico Workers' Compensation Administration

**LATE FILING E1 ITEMIZED: First Report of Injury or Illness (CONT)**

Carrier ID	Carrier Name	Number of ttd-ptd claims	Number Late	Late Ratio	Expected	Z-Score	Z > 2
936	INTEL CORPORATION	10	1	10.0%	2	-0.60	
944	FREEMPORT-MCMORAN CORPORATION	10	1	10.0%	2	-0.60	
959	THE KROGER CO	12	1	8.3%	2	-0.70	
982	FEDERAL EXPRESS CORP	13	1	7.7%	3	-0.74	
993	NM ASSN. OF COUNTIES INS AUTHORITY	80	6	7.5%	16	-0.75	
962	ST VINCENT HOSPITAL	17	1	5.9%	3	-0.84	
755	SENTRY INS CO	20	1	5.0%	4	-0.90	
918	CITY OF ALBUQUERQUE	56	2	3.6%	11	-0.98	
324	FIREMAN'S FUND INS CO	115	3	2.6%	23	-1.04	
960	PRESBYTERIAN HEALTHCARE SERVICES	50	1	2.0%	10	-1.08	
522	NM MUTUAL CASUALTY CO	459	3	0.7%	92	-1.16	
612	PENNSYLVANIA MANUFACTURERS ASSOCIATION	9	2	22.2%	2		
794	TOWER GROUP COMPANY	9	3	33.3%	2		
831	ZENITH INS CO	9	1	11.1%	2		
10	TOWN & COUNTRY FOOD STORES INC	8	3	37.5%	2		
364	FEDERATED MUTUAL INS CO	8	1	12.5%	2		
747	STATE FARM FIRE & CASUALTY CO	8	7	87.5%	2		
990	NM RURAL ELECTRIC COOP ASSOC	8	1	12.5%	2		
13	COSTCO WHOLESALE	7	2	28.6%	1		
173	BROTHERHOOD MUTUAL INS CO	7	0	0.0%	1		
178	CHUBB GROUP OF INS COMPANIES	7	2	28.6%	1		
556	MICHIGANMUTUAL INS CO	7	3	42.9%	1		
901	ABF FREIGHT SYSTEM INC	7	1	14.3%	1		
996	WESTERN REFINING	7	2	28.6%	1		
149	ONE BEACON INS	6	5	83.3%	1		
442	GREAT AMERICAN INS CO	6	1	16.7%	1		
919	CITY OF CARLSBAD	6	0	0.0%	1		
671	EVEREST NATIONAL INS CO	5	3	60.0%	1		
737	ST PAUL FIRE & MARINE COMPANIES	5	2	40.0%	1		
743	REPUBLIC INDEMNITY CO OF AMERICA	5	0	0.0%	1		
752	PRAETORIAN INS CO	5	0	0.0%	1		
<b>Totals</b>		3,242	651	31.9%			

New Mexico Workers' Compensation Administration

**LATE FILING E1 ITEMIZED: First Report of Injury or Illness (CONT)**

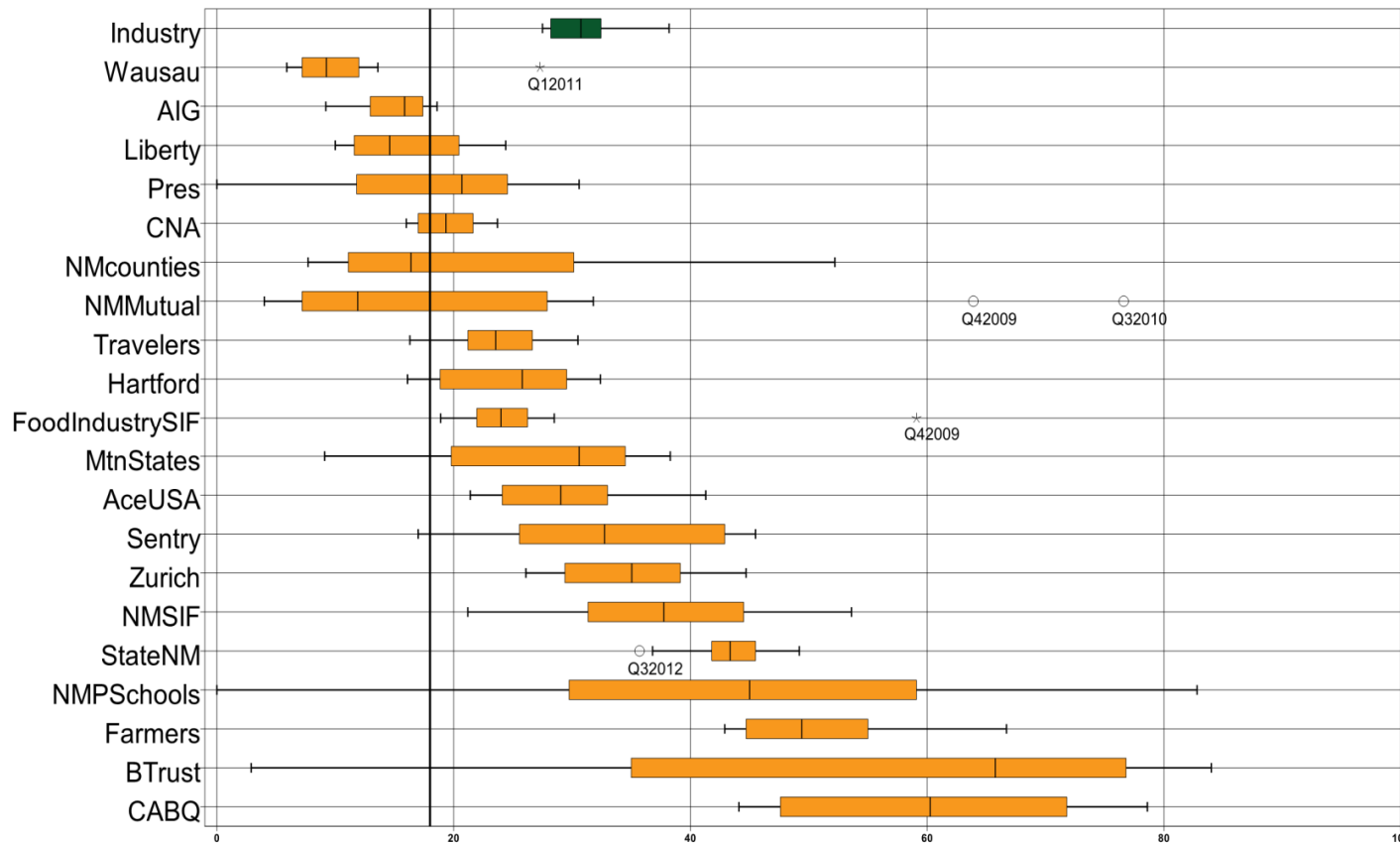
Carrier ID	Carrier Name	Number of ttd-ptd claims	Number Late	Late Ratio	Expected	Z-Score	Z > 2
880	GREAT WEST CASUALTY CO	5	0	0.0%	1		
483	LUMBERMENS UNDERWRITING ALLIANCE	4	1	25.0%	1		
707	ROYAL AND SUN ALLIANCE	4	0	0.0%	1		
808	SAFETY NATIONAL CASUALTY CORPORATION	4	0	0.0%	1		
833	CINCINNATI INS CO	4	0	0.0%	1		
921	CITY OF LAS CRUCES	4	3	75.0%	1		
968	UNOCAL CORPORATION	4	0	0.0%	1		
103	CALIFORNIA INDEMNITY INS CO	3	1	33.3%	1		
122	MARKEL AMERICAN INS CO	3	2	66.7%	1		
204	LEGION INSURANCE COMPANY	3	2	66.7%	1		
748	REDWOOD FIRE & CASUALTY	3	0	0.0%	1		
756	WORK FIRST CASUALTY CO	3	2	66.7%	1		
762	ACCIDENT FUND INSURANCE COMPANY OF AMERICA	3	1	33.3%	1		
764	MANUFACTURERS ALLIANCE INSURANCE COMPANY	3	0	0.0%	1		
768	GUARANTEE INSURANCE COMPANY	3	1	33.3%	1		
777	UNISURED EMPLOYER FUND	3	2	66.7%	1		
786	ULLICO CASUALTY COMPANY	3	3	100.0%	1		
840	VANLINER INS CO	3	0	0.0%	1		
893	YASUDA FIRE & MARINE INS CO OF AMERICA	3	0	0.0%	1		
909	ARCHDIOCESE OF SANTA FE	3	0	0.0%	1		
922	CITY OF SANTA FE	3	2	66.7%	1		
101	BITUMINOUS CASUALTY CORPORATION	2	1	50.0%	0		
104	ADVANTAGE WORKERS' COMP	2	2	100.0%	0		
735	SAFECO INS CO OF AMERICA	2	0	0.0%	0		
782	INT. BUSINESS AND MERCANTILE REASSURANCE	2	0	0.0%	0		
789	WESTFIELD INSURANCE COMPANY	2	0	0.0%	0		
800	STATE NATIONAL INSURANCE	2	1	50.0%	0		
947	PUBLIC SERVICE CO OF NM	2	1	50.0%	0		
956	SAN JUAN COUNTY	2	2	100.0%	0		
988	MECH CONTRACTORS ASSOC OF NM	2	0	0.0%	0		
6	RAMADA CLASSIC/LOS PUEBLOS LTD INC C/O OHMS	1	1	100.0%	0		
<b>Totals</b>		<b>3,242</b>	<b>651</b>	<b>31.9%</b>			

New Mexico Workers' Compensation Administration

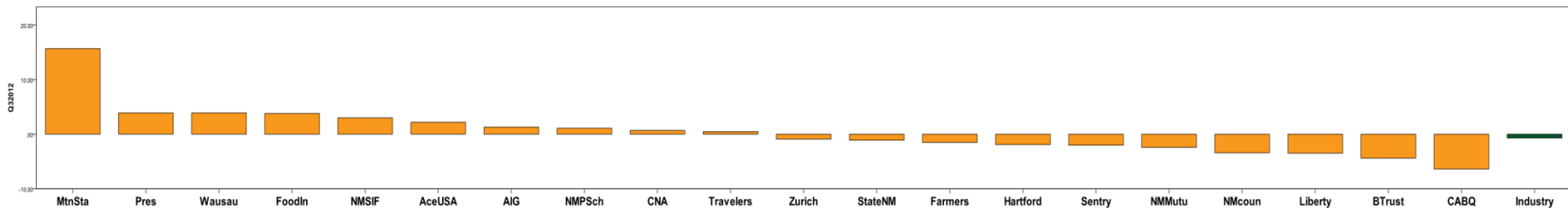
**LATE FILING E1 ITEMIZED: First Report of Injury or Illness (CONT)**

Carrier ID	Carrier Name	Number of ttd-ptd claims	Number Late	Late Ratio	Expected	Z-Score	Z > 2
16	TARGET STORES/DAYTON HUDSON	1	1	100.0%	0		
27	PAULA INS CO	1	1	100.0%	0		
43	HEALTHSOUTH REHAB CORP	1	0	0.0%	0		
76	DOLGENCORP INC.	1	0	0.0%	0		
109	ALLIED MUTUAL INS	1	0	0.0%	0		
169	NATIONWIDE MUTUAL INS CO	1	0	0.0%	0		
171	BENCHMARK INS CO	1	1	100.0%	0		
180	ACIG INS CO	1	1	100.0%	0		
250	CENTRAL MUTUAL INS CO	1	0	0.0%	0		
267	AMERICAN MINING INSURANCE	1	0	0.0%	0		
330	GENERAL CASUALTY INS CO	1	1	100.0%	0		
353	EMPLOYERS MUTUAL CASUALTY CO OF IOWA	1	0	0.0%	0		
374	FARMERS ALLIANCE MUTUAL INS CO	1	1	100.0%	0		
431	GULF INS CO	1	0	0.0%	0		
451	MIDWEST EMPLOYERS CASUALTY CO	1	1	100.0%	0		
512	NATIONAL INTERSTATE INS CO	1	0	0.0%	0		
521	PHARMACISTS MUTUAL	1	0	0.0%	0		
647	PROTECTIVE INS CO	1	1	100.0%	0		
673	PREFERRED PROFESSIONAL INS CO	1	1	100.0%	0		
783	PROVIDENCE PROPERTY AND CASUALTY	1	0	0.0%	0		
795	ACCIDENT FUND NATIONAL INS CO	1	1	100.0%	0		
797	UNITED PACIFIC INSURANCE COMPANY	1	1	100.0%	0		
910	PINNACLE WEST CAPITAL CORP	1	1	100.0%	0		
920	CITY OF FARMINGTON	1	1	100.0%	0		
927	GROENDYKE TRANSPORT INC	1	0	0.0%	0		
950	LOS ALAMOS LABS	1	0	0.0%	0		
957	SANDIA CORPORATION	1	0	0.0%	0		
984	SUD--CHEMIE INC	1	0	0.0%	0		
<b>Totals</b>		3,242	651	31.9%			

**LATE PAYMENT OF INITIAL BENEFITS TREND: Large Carrier Report**



Q3 CY 2012 Claim Summary		
Carrier Name	No.	% Late
ACE USA	187	36
AIG	271	16
BUILDERS TRUST	86	72
CABQ	51	69
C N A	75	19
FARMERS	35	43
FISIF	112	26
HARTFORD	134	18
LIBERTY MUTUAL	134	21
MOUNTAIN STATES	37	12
NM COUNTIES	74	12
NM MUTUAL	441	5
NM PUBSCHOOLS	53	45
NM SIF	46	44
PRESBYTERIAN	49	31
SENTRY	19	21
STATE OF NM	199	36
TRAVELERS	95	31
WAUSAU	44	14
ZURICH AMERICAN	155	39
<b>Industry Average</b>	<b>2,918</b>	<b>28%</b>



New Mexico Workers' Compensation Administration

**LATE PAYMENT OF INITIAL BENEFITS ITEMIZED: Large Carrier Report (CONT)**

Carrier ID	Carrier Name	Number of ttd-ptd claims	Number Late	Late Ratio	Expected	Z-Score	Z > 2
832	UNION STANDARD INSURANCE	25	22	88.0%	7	2.63	*****
750	REPUBLIC COMPANIES GROUP	14	12	85.7%	4	2.53	*****
940	BUILDERS TRUST	86	62	72.1%	24	1.94	
904	ALBUQUERQUE PUBLIC SCHOOLS	17	12	70.6%	5	1.87	
918	CITY OF ALBUQUERQUE	51	35	68.6%	14	1.78	
781	NM PROPERTY AND CASUALTY CO	21	13	61.9%	6	1.49	
140	ARGONAUT	13	8	61.5%	4	1.47	
100	WESTCO INSURANCE	10	5	50.0%	3	0.97	
962	ST VINCENT HOSPITAL	17	8	47.1%	5	0.84	
994	NM PUBLIC SCHOOLS	53	24	45.3%	15	0.76	
981	NM SELF INSURERS FUND	46	20	43.5%	13	0.68	
377	FARMERS INS EXCHANGE	35	15	42.9%	10	0.66	
223	ZURICH AMERICAN INS GROUP	155	60	38.7%	43	0.48	
121	ACE USA	187	68	36.4%	52	0.37	
951	STATE OF NM RISK MGMT DIVISION	199	71	35.7%	55	0.34	
516	MOUNTAIN STATES MUTUAL CASUALTY	37	12	32.4%	10	0.20	
960	PRESBYTERIAN HEALTHCARE SERVICES	49	15	30.6%	14	0.12	
713	TRAVELERS INS CO	95	29	30.5%	26	0.12	
992	FOOD INDUSTRY SELF INS FUND OF NM	112	29	25.9%	31	-0.08	
3	NM HEALTHCARE W C GROUP	28	7	25.0%	8	-0.12	
995	NM HOSPITAL WORK COMP GROUP	25	6	24.0%	7	-0.17	
315	FARMLAND INS CO	14	3	21.4%	4	-0.28	
615	OLD REPUBLIC INS CO	14	3	21.4%	4	-0.28	
755	SENTRY INS CO	19	4	21.1%	5	-0.30	
456	LIBERTY MUTUAL INS CO	134	28	20.9%	37	-0.30	
128	FIRST AMERICAN INS CO	10	2	20.0%	3	-0.34	
222	CRUM & FORSTER INS CO	10	2	20.0%	3	-0.34	
973	ALLSUP ENTERPRISES INC	10	2	20.0%	3	-0.34	
123	CNA INS COMPANIES	75	14	18.7%	21	-0.40	
959	THE KROGER CO	11	2	18.2%	3	-0.42	
404	HARTFORD INS GROUP	134	24	17.9%	37	-0.43	
<b>Totals</b>		<b>2,918</b>	<b>812</b>	<b>42.8%</b>			



New Mexico Workers' Compensation Administration

**LATE PAYMENT OF INITIAL BENEFITS ITEMIZED: Large Carrier Report (CONT)**

Carrier ID	Carrier Name	Number of ttd-ptd claims	Number Late	Late Ratio	Expected	Z-Score	Z > 2
860	XL SPECIALTY INS CO	12	2	16.7%	3	-0.49	
211	AMERICAN INTERNATIONAL GROUP	271	42	15.5%	75	-0.54	
888	WAUSAU UNDERWRITERS INS CO	44	6	13.6%	12	-0.62	
993	NM ASSN. OF COUNTIES INS AUTHORITY	74	9	12.2%	21	-0.69	
982	FEDERAL EXPRESS CORP	13	1	7.7%	4	-0.88	
522	NM MUTUAL CASUALTY CO	441	22	5.0%	123	-1.00	
324	FIREMAN'S FUND INS CO	104	4	3.8%	29	-1.05	
936	INTEL CORPORATION	10	0	0.0%	3	-1.22	
518	NATIONAL AMERICAN INS CO	9	5	55.6%	3		
612	PENNSYLVANIA MANUFACTURERS ASSOCIATION	9	3	33.3%	3		
794	TOWER GROUP COMPANY	9	6	66.7%	3		
831	ZENITH INS CO	9	6	66.7%	3		
944	FREEPORT-MCMORAN CORPORATION	8	1	12.5%	2		
990	NM RURAL ELECTRIC COOP ASSOC	8	2	25.0%	2		
10	TOWN & COUNTRY FOOD STORES INC	7	3	42.9%	2		
13	COSTCO WHOLESALE	7	1	14.3%	2		
173	BROTHERHOOD MUTUAL INS CO	7	0	0.0%	2		
556	MICHIGANMUTUAL INS CO	7	4	57.1%	2		
798	ACUITY INSURANCE	7	5	71.4%	2		
996	WESTERN REFINING	7	4	57.1%	2		
149	ONE BEACON INS	6	4	66.7%	2		
364	FEDERATED MUTUAL INS CO	6	1	16.7%	2		
442	GREAT AMERICAN INS CO	6	3	50.0%	2		
747	STATE FARM FIRE & CASUALTY CO	6	5	83.3%	2		
901	ABF FREIGHT SYSTEM INC	6	1	16.7%	2		
919	CITY OF CARLSBAD	6	0	0.0%	2		
178	CHUBB GROUP OF INS COMPANIES	5	2	40.0%	1		
752	PRAETORIAN INS CO	5	0	0.0%	1		
880	GREAT WEST CASUALTY CO	5	3	60.0%	1		
671	EVEREST NATIONAL INS CO	4	3	75.0%	1		
808	SAFETY NATIONAL CASUALTY CORPORATION	4	1	25.0%	1		
<b>Totals</b>		2,918	812	42.8%			

New Mexico Workers' Compensation Administration

**LATE PAYMENT OF INITIAL BENEFITS ITEMIZED: Large Carrier Report (CONT)**

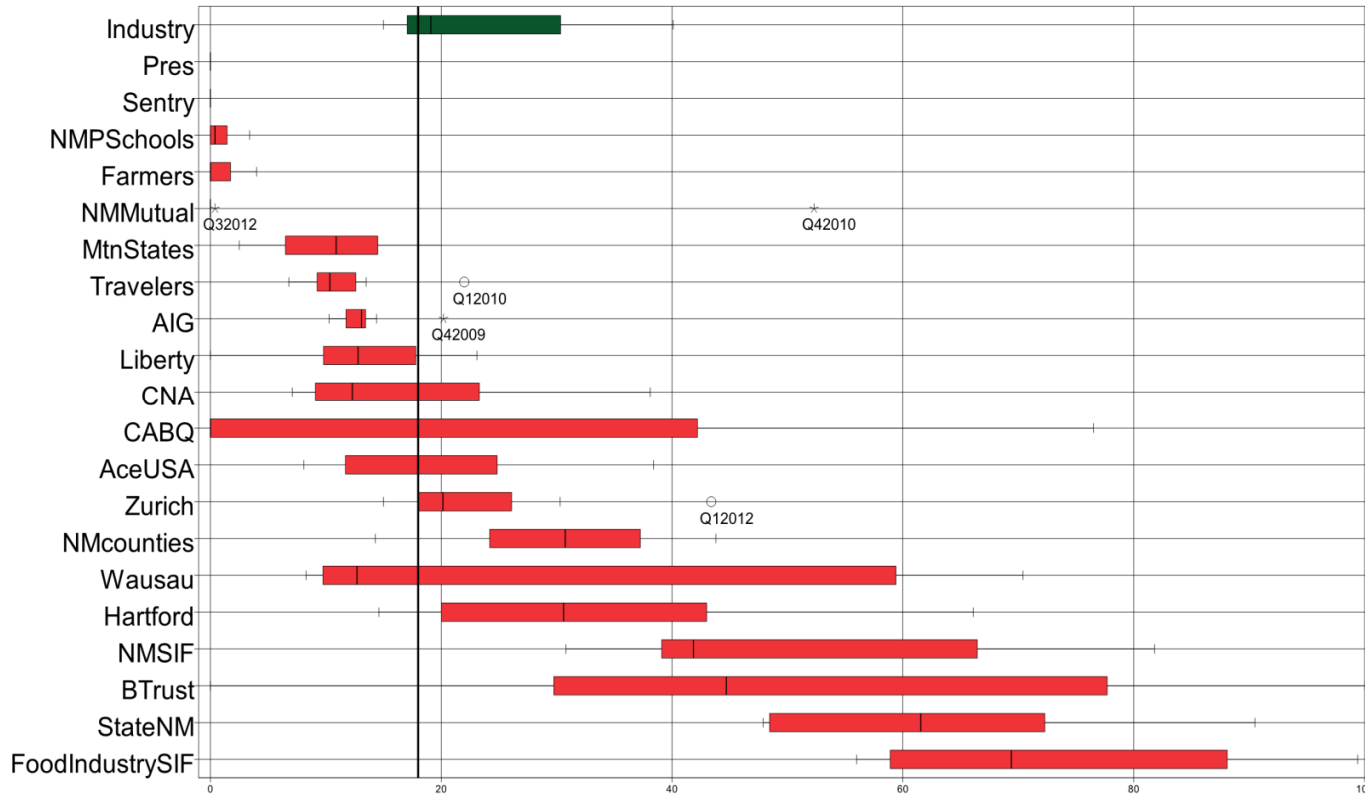
Carrier ID	Carrier Name	Number of ttd- ptd claims	Number Late	Late Ratio	Expected	Z-Score	Z > 2
968	UNOCAL CORPORATION	4	2	50.0%	1		
103	CALIFORNIA INDEMNITY INS CO	3	3	100.0%	1		
122	MARKEL AMERICAN INS CO	3	2	66.7%	1		
204	LEGION INSURANCE COMPANY	3	2	66.7%	1		
483	LUMBERMENS UNDERWRITING ALLIANCE	3	2	66.7%	1		
707	ROYAL AND SUN ALLIANCE	3	3	100.0%	1		
737	ST PAUL FIRE & MARINE COMPANIES	3	1	33.3%	1		
743	REPUBLIC INDEMNITY CO OF AMERICA	3	2	66.7%	1		
748	REDWOOD FIRE & CASUALTY	3	1	33.3%	1		
756	WORK FIRST CASUALTY CO	3	1	33.3%	1		
762	ACCIDENT FUND INSURANCE COMPANY OF AMERICA	3	1	33.3%	1		
764	MANUFACTURERS ALLIANCE INSURANCE COMPANY	3	0	0.0%	1		
786	ULLICO CASUALTY COMPANY	3	2	66.7%	1		
893	YASUDA FIRE & MARINE INS CO OF AMERICA	3	0	0.0%	1		
909	ARCHDIOCESE OF SANTA FE	3	0	0.0%	1		
922	CITY OF SANTA FE	3	3	100.0%	1		
768	GUARANTEE INSURANCE COMPANY	2	2	100.0%	1		
782	INT. BUSINESS AND MERCANTILE REASSURANCE	2	1	50.0%	1		
789	WESTFIELD INSURANCE COMPANY	2	1	50.0%	1		
800	STATE NATIONAL INSURANCE	2	1	50.0%	1		
833	CINCINNATI INS CO	2	1	50.0%	1		
840	VANLINER INS CO	2	1	50.0%	1		
988	MECH CONTRACTORS ASSOC OF NM	2	0	0.0%	1		
16	TARGET STORES/DAYTON HUDSON	1	0	0.0%	0		
43	HEALTHSOUTH REHAB CORP	1	0	0.0%	0		
101	BITUMINOUS CASUALTY CORPORATION	1	1	100.0%	0		
104	ADVANTAGE WORKERS' COMP	1	0	0.0%	0		
109	ALLIED MUTUAL INS	1	0	0.0%	0		
169	NATIONWIDE MUTUAL INS CO	1	1	100.0%	0		
171	BENCHMARK INS CO	1	1	100.0%	0		
250	CENTRAL MUTUAL INS CO	1	1	100.0%	0		
<b>Totals</b>		<b>2,918</b>	<b>812</b>	<b>42.8%</b>			

**LATE PAYMENT OF INITIAL BENEFITS ITEMIZED: Large Carrier Report (CONT)**

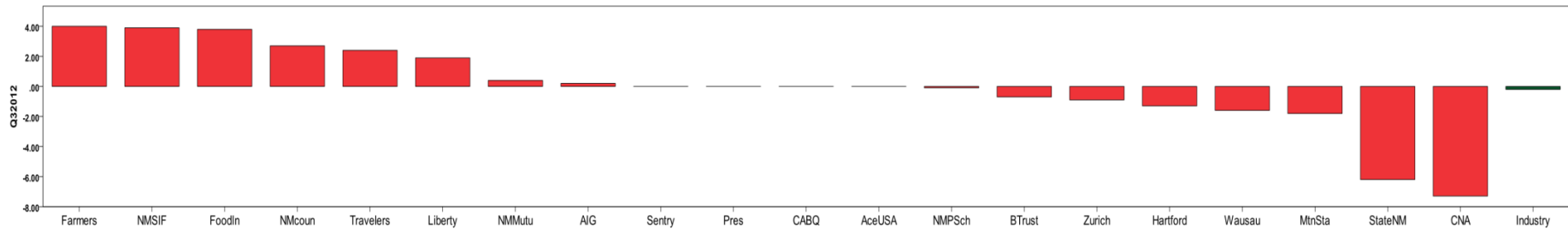
Carrier ID	Carrier Name	Number of ttd- ptd claims	Number Late	Late Ratio	Expected	Z-Score	Z > 2
267	AMERICAN MINING INSURANCE	1	1	100.0%	0		
374	FARMERS ALLIANCE MUTUAL INS CO	1	0	0.0%	0		
431	GULF INS CO	1	0	0.0%	0		
451	MIDWEST EMPLOYERS CASUALTY CO	1	0	0.0%	0		
512	NATIONAL INTERSTATE INS CO	1	0	0.0%	0		
521	PHARMACISTS MUTUAL	1	0	0.0%	0		
647	PROTECTIVE INS CO	1	1	100.0%	0		
673	PREFERRED PROFESSIONAL INS CO	1	1	100.0%	0		
735	SAFECO INS CO OF AMERICA	1	0	0.0%	0		
783	PROVIDENCE PROPERTY AND CASUALTY	1	1	100.0%	0		
795	ACCIDNET FUND NATIONAL INS CO	1	1	100.0%	0		
797	UNITED PACIFIC INSURANCE COMPANY	1	1	100.0%	0		
910	PINNACLE WEST CAPITAL CORP	1	1	100.0%	0		
920	CITY OF FARMINGTON	1	1	100.0%	0		
921	CITY OF LAS CRUCES	1	0	0.0%	0		
927	GROENDYKE TRANSPORT INC	1	1	100.0%	0		
947	PUBLIC SERVICE CO OF NM	1	0	0.0%	0		
950	LOS ALAMOS LABS	1	0	0.0%	0		
984	SUD--CHEMIE INC	1	1	100.0%	0		
<b>Totals</b>		<b>2,918</b>	<b>812</b>	<b>42.8%</b>			

New Mexico Workers' Compensation Administration

LATE FILING E6 TREND: Initial Payment for Benefits Reports



Q3 CY 2012 Claim Summary		
Carrier Name	No.	% Late
ACE USA	238	9
AIG	354	13
BUILDERS TRUST	125	45
CABQ	57	0
C N A	91	31
FARMERS	50	4
FISIF	129	72
HARTFORD	157	15
LIBERTY MUTUAL	178	9
MOUNTAIN STATES	43	14
NM COUNTIES	88	17
NM MUTUAL	491	0
NM		
PUBSCHOOLS	61	3
NM SIF	57	77
PRESBYTERIAN	65	0
SENTRY	22	0
STATE OF NM	239	49
TRAVELERS	116	12
WAUSAU	56	9
Zurich	231	29
<b>Industry Average</b>	<b>3,643</b>	<b>18%</b>



New Mexico Workers' Compensation Administration

**LATE FILING E6 ITEMIZED: Initial Payment for Benefits Reports**

Carrier ID	Carrier Name	Number of ttd-ptd claims	Number Late	Late Ratio	Expected	Z-Score	Z > 2
973	ALLSUP ENTERPRISES INC	11	10	90.9%	2	3.18	****
981	NM SELF INSURERS FUND	57	44	77.2%	10	2.58	****
992	FOOD INDUSTRY SELF INS FUND OF NM	129	92	71.3%	23	2.33	****
951	STATE OF NM RISK MGMT DIVISION	239	116	48.5%	43	1.33	
940	BUILDERS TRUST	125	56	44.8%	22	1.17	
140	ARGONAUT	24	10	41.7%	4	1.03	
750	REPUBLIC COMPANIES GROUP	26	10	38.5%	5	0.89	
123	CNA INS COMPANIES	91	28	30.8%	16	0.56	
223	ZURICH AMERICAN INS GROUP	231	68	29.4%	41	0.50	
222	CRUM & FORSTER INS CO	14	4	28.6%	3	0.46	
993	NM ASSN. OF COUNTIES INS AUTHORITY	88	15	17.0%	16	-0.04	
404	HARTFORD INS GROUP	157	23	14.6%	28	-0.14	
516	MOUNTAIN STATES MUTUAL CASUALTY	43	6	14.0%	8	-0.17	
211	AMERICAN INTERNATIONAL GROUP	354	45	12.7%	64	-0.23	
713	TRAVELERS INS CO	116	14	12.1%	21	-0.26	
860	XL SPECIALTY INS CO	18	2	11.1%	3	-0.30	
615	OLD REPUBLIC INS CO	20	2	10.0%	4	-0.35	
936	INTEL CORPORATION	10	1	10.0%	2	-0.35	
944	FREEMPORT-MCMORAN CORPORATION	11	1	9.1%	2	-0.39	
456	LIBERTY MUTUAL INS CO	178	16	9.0%	32	-0.39	
888	WAUSAU UNDERWRITERS INS CO	56	5	8.9%	10	-0.39	
121	ACE USA	238	21	8.8%	43	-0.40	
995	NM HOSPITAL WORK COMP GROUP	28	2	7.1%	5	-0.47	
324	FIREMAN'S FUND INS CO	122	7	5.7%	22	-0.53	
904	ALBUQUERQUE PUBLIC SCHOOLS	19	1	5.3%	3	-0.55	
962	ST VINCENT HOSPITAL	21	1	4.8%	4	-0.58	
377	FARMERS INS EXCHANGE	50	2	4.0%	9	-0.61	
994	NM PUBLIC SCHOOLS	61	2	3.3%	11	-0.64	
3	NM HEALTHCARE W C GROUP	31	1	3.2%	6	-0.64	
522	NM MUTUAL CASUALTY CO	491	2	0.4%	88	-0.77	
960	PRESBYTERIAN HEALTHCARE SERVICES	65	0	0.0%	12	-0.78	
<b>Total</b>		<b>3,643</b>	<b>654</b>	<b>18.8%</b>			

New Mexico Workers' Compensation Administration

**LATE FILING E6 ITEMIZED: Initial Payment for Benefits Reports (CONT)**

Carrier ID	Carrier Name	Number of ttd-ptd claims	Number Late	Late Ratio	Expected	Z-Score	Z > 2
918	CITY OF ALBUQUERQUE	57	0	0.0%	10	-0.78	
832	UNION STANDARD INSURANCE	31	0	0.0%	6	-0.78	
781	NM PROPERTY AND CASUALTY CO	23	0	0.0%	4	-0.78	
755	SENTRY INS CO	22	0	0.0%	4	-0.78	
315	FARMLAND INS CO	18	0	0.0%	3	-0.78	
518	NATIONAL AMERICAN INS CO	18	0	0.0%	3	-0.78	
982	FEDERAL EXPRESS CORP	15	0	0.0%	3	-0.78	
959	THE KROGER CO	12	0	0.0%	2	-0.78	
798	ACUITY INSURANCE	11	0	0.0%	2	-0.78	
100	WESTCO INSURANCE	10	0	0.0%	2	-0.78	
128	FIRST AMERICAN INS CO	10	0	0.0%	2	-0.78	
612	PENNSYLVANIA MANUFACTURERS ASSOCIATION	10	0	0.0%	2	-0.78	
794	TOWER GROUP COMPANY	10	0	0.0%	2	-0.78	
831	ZENITH INS CO	10	0	0.0%	2	-0.78	
901	ABF FREIGHT SYSTEM INC	10	0	0.0%	2	-0.78	
10	TOWN & COUNTRY FOOD STORES INC	9	2	22.2%	2		
364	FEDERATED MUTUAL INS CO	9	0	0.0%	2		
178	CHUBB GROUP OF INS COMPANIES	8	0	0.0%	1		
747	STATE FARM FIRE & CASUALTY CO	8	0	0.0%	1		
990	NM RURAL ELECTRIC COOP ASSOC	8	0	0.0%	1		
996	WESTERN REFINING	8	0	0.0%	1		
13	COSTCO WHOLESALE	7	0	0.0%	1		
173	BROTHERHOOD MUTUAL INS CO	7	0	0.0%	1		
556	MICHIGANMUTUAL INS CO	7	1	14.3%	1		
737	ST PAUL FIRE & MARINE COMPANIES	7	2	28.6%	1		
777	UNISURED EMPLOYER FUND	7	0	0.0%	1		
149	ONE BEACON INS	6	0	0.0%	1		
442	GREAT AMERICAN INS CO	6	0	0.0%	1		
752	PRAETORIAN INS CO	6	5	83.3%	1		
919	CITY OF CARLSBAD	6	0	0.0%	1		
671	EVEREST NATIONAL INS CO	5	1	20.0%	1		
<b>Total</b>		<b>3,643</b>	<b>654</b>	<b>18.8%</b>			

New Mexico Workers' Compensation Administration

**LATE FILING E6 ITEMIZED: Initial Payment for Benefits Reports (CONT)**

Carrier ID	Carrier Name	Number of ttd-ptd claims	Number Late	Late Ratio	Expected	Z-Score	Z > 2
743	REPUBLIC INDEMNITY CO OF AMERICA	5	0	0.0%	1		
880	GREAT WEST CASUALTY CO	5	0	0.0%	1		
921	CITY OF LAS CRUCES	5	4	80.0%	1		
968	UNOCAL CORPORATION	5	3	60.0%	1		
103	CALIFORNIA INDEMNITY INS CO	4	1	25.0%	1		
483	LUMBERMENS UNDERWRITING ALLIANCE	4	0	0.0%	1		
707	ROYAL AND SUN ALLIANCE	4	4	100.0%	1		
762	ACCIDENT FUND INSURANCE COMPANY OF AMERICA	4	1	25.0%	1		
808	SAFETY NATIONAL CASUALTY CORPORATION	4	0	0.0%	1		
833	CINCINNATI INS CO	4	1	25.0%	1		
104	ADVANTAGE WORKERS' COMP	3	1	33.3%	1		
122	MARKEL AMERICAN INS CO	3	0	0.0%	1		
204	LEGION INSURANCE COMPANY	3	1	33.3%	1		
748	REDWOOD FIRE & CASUALTY	3	0	0.0%	1		
756	WORK FIRST CASUALTY CO	3	2	66.7%	1		
764	MANUFACTURERS ALLIANCE INSURANCE COMPANY	3	0	0.0%	1		
768	GUARANTEE INSURANCE COMPANY	3	2	66.7%	1		
786	ULLICO CASUALTY COMPANY	3	0	0.0%	1		
840	VANLINER INS CO	3	1	33.3%	1		
893	YASUDA FIRE & MARINE INS CO OF AMERICA	3	0	0.0%	1		
909	ARCHDIOCESE OF SANTA FE	3	2	66.7%	1		
922	CITY OF SANTA FE	3	0	0.0%	1		
27	PAULA INS CO	2	2	100.0%	0		
43	HEALTHSOUTH REHAB CORP	2	1	50.0%	0		
101	BITUMINOUS CASUALTY CORPORATION	2	0	0.0%	0		
250	CENTRAL MUTUAL INS CO	2	0	0.0%	0		
330	GENERAL CASUALTY INS CO	2	2	100.0%	0		
374	FARMERS ALLIANCE MUTUAL INS CO	2	0	0.0%	0		
735	SAFECO INS CO OF AMERICA	2	0	0.0%	0		
782	INT. BUSINESS AND MERCANTILE REASSURANCE	2	0	0.0%	0		
789	WESTFIELD INSURANCE COMPANY	2	0	0.0%	0		
<b>Total</b>		<b>3,643</b>	<b>654</b>	<b>18.8%</b>			

New Mexico Workers' Compensation Administration

**LATE FILING E6 ITEMIZED: Initial Payment for Benefits Reports (CONT)**

Carrier ID	Carrier Name	Number of ttd-ptd claims	Number Late	Late Ratio	Expected	Z-Score	Z > 2
800	STATE NATIONAL INSURANCE	2	0	0.0%	0		
947	PUBLIC SERVICE CO OF NM	2	0	0.0%	0		
956	SAN JUAN COUNTY	2	2	100.0%	0		
957	SANDIA CORPORATION	2	0	0.0%	0		
988	MECH CONTRACTORS ASSOC OF NM	2	0	0.0%	0		
	RAMADA CLASSIC/LOS PUEBLOS LTD INC C/O						
6	OHMS	1	1	100.0%	0		
16	TARGET STORES/DAYTON HUDSON	1	0	0.0%	0		
20	PROTECTION TECH OF LOS ALAMOS	1	0	0.0%	0		
28	HOSPITALITY WORK COMP SELF INS	1	0	0.0%	0		
76	DOLGENCORP INC.	1	0	0.0%	0		
83	NM BUILDING BRANCH AGC COMPTRUST	1	0	0.0%	0		
109	ALLIED MUTUAL INS	1	0	0.0%	0		
169	NATIONWIDE MUTUAL INS CO	1	0	0.0%	0		
171	BENCHMARK INS CO	1	0	0.0%	0		
180	ACIG INS CO	1	0	0.0%	0		
267	AMERICAN MINING INSURANCE	1	0	0.0%	0		
347	FEDERATED RURAL ELECTRIC INS CORP	1	1	100.0%	0		
353	EMPLOYERS MUTUAL CASUALTY CO OF IOWA	1	0	0.0%	0		
431	GULF INS CO	1	0	0.0%	0		
435	HANOVER INS CO	1	0	0.0%	0		
451	MIDWEST EMPLOYERS CASUALTY CO	1	1	100.0%	0		
512	NATIONAL INTERSTATE INS CO	1	0	0.0%	0		
521	PHARMACISTS MUTUAL	1	0	0.0%	0		
647	PROTECTIVE INS CO	1	1	100.0%	0		
673	PREFERRED PROFESSIONAL INS CO	1	0	0.0%	0		
783	PROVIDENCE PROPERTY AND CASUALTY	1	0	0.0%	0		
795	ACCIDENT FUN NATIONAL INSURANCE CO	1	1	100.0%	0		
797	UNITED PACIFIC INSURANCE COMPANY	1	0	0.0%	0		
799	SEQUIOA INSURANCE COMPANY	1	0	0.0%	0		
902	ALBERTSONS INC	1	1	100.0%	0		
910	PINNACLE WEST CAPITAL CORP	1	0	0.0%	0		
<b>Total</b>			<b>3,643</b>	<b>654</b>	<b>18.8%</b>		



**LATE FILING E6 ITEMIZED: Initial Payment for Benefits Reports (CONT)**

Carrier ID	Carrier Name	Number of ttd-ptd claims	Number Late	Late Ratio	Expected	Z-Score	Z > 2
920	CITY OF FARMINGTON	1	0	0.0%	0		
927	GROENDYKE TRANSPORT INC	1	0	0.0%	0		
950	LOS ALAMOS LABS	1	0	0.0%	0		
984	SUD--CHEMIE INC	1	0	0.0%	0		
<b>Total</b>			3,643	654	18.8%		

New Mexico Workers' Compensation Administration

**INSURER CLAIMS TOTAL REPORT**

Carrier ID	Carrier Name	PAPER		EDI/WEB		EDI	Paper	Contested	Total	% EDI	Inpatient Reports
		Contested	Non-Contested	Contested	Non-Contested						
3	NM HEALTHCARE W C GROUP RAMADA CLASSIC/LOS PUEBLOS LTD INC C/O	0	0	2	29	31	0	2	31	100%	0
6	OHMS	1	0	0	0	0	1	1	1	0%	0
10	TOWN & COUNTRY FOOD STORES INC	1	8	0	0	0	9	1	9	0%	0
13	COSTCO WHOLESALE	0	0	0	7	7	0	0	7	100%	0
16	TARGET STORES/DAYTON HUDSON	0	0	0	1	1	0	0	1	100%	0
20	PROTECTION TECH OF LOS ALAMOS	0	0	1	0	1	0	1	1	100%	0
27	PAULA INS CO	2	0	0	0	0	2	2	2	0%	0
28	HOSPITALITY WORK COMP SELF INS	0	0	1	0	1	0	1	1	100%	0
43	HEALTHSOUTH REHAB CORP	0	0	0	2	2	0	0	2	100%	0
76	DOLGENCORP INC.	1	0	0	0	0	1	1	1	0%	0
83	NM BUILDING BRANCH AGC COMPTRUST	1	0	0	0	0	1	1	1	0%	0
100	WESTCO INSURANCE	0	1	0	9	9	1	0	10	90%	0
101	BITUMINOUS CASUALTY CORPORATION	0	0	1	1	2	0	1	2	100%	0
103	CALIFORNIA INDEMNITY INS CO	0	0	0	4	4	0	0	4	100%	0
104	ADVANTAGE WORKERS' COMP	1	2	0	0	0	3	1	3	0%	0
109	ALLIED MUTUAL INS	0	0	0	1	1	0	0	1	100%	0
121	ACE USA	2	0	18	218	236	2	20	238	99%	19
122	MARKEL AMERICAN INS CO	0	0	0	3	3	0	0	3	100%	0
123	CNA INS COMPANIES	0	0	10	81	91	0	10	91	100%	14
128	FIRST AMERICAN INS CO	0	0	0	10	10	0	0	10	100%	0
140	ARGONAUT	1	0	4	19	23	1	5	24	96%	0
149	ONE BEACON INS	0	0	0	6	6	0	0	6	100%	0
169	NATIONWIDE MUTUAL INS CO	0	0	0	1	1	0	0	1	100%	0
171	BENCHMARK INS CO	0	1	0	0	0	1	0	1	0%	0
173	BROTHERHOOD MUTUAL INS CO	0	0	0	7	7	0	0	7	100%	0
178	CHUBB GROUP OF INS COMPANIES	0	0	3	5	8	0	3	8	100%	0
180	ACIG INS CO	0	0	1	0	1	0	1	1	100%	0
204	LEGION INSURANCE COMPANY	0	0	0	3	3	0	0	3	100%	0
211	AMERICAN INTERNATIONAL GROUP	12	0	54	288	342	12	66	354	97%	14
222	CRUM & FORSTER INS CO	0	0	2	12	14	0	2	14	100%	0
223	ZURICH AMERICAN INS GROUP	18	4	36	173	209	22	54	231	90%	17
<b>Total</b>		<b>125</b>	<b>318</b>	<b>344</b>	<b>2,854</b>	<b>3,198</b>	<b>443</b>	<b>469</b>	<b>3,641</b>	<b>86%</b>	<b>414</b>

New Mexico Workers' Compensation Administration

**INSURER CLAIMS TOTAL REPORT (CONT)**

Carrier ID	Carrier Name	PAPER		EDI/WEB		EDI	Paper	Contested	Total	% EDI	Inpatient Reports
		Contested	Non-Contested	Contested	Non-Contested						
250	CENTRAL MUTUAL INS CO	0	0	0	2	2	0	0	2	100%	0
267	AMERICAN MINING INSURANCE	0	0	0	1	1	0	0	1	100%	0
315	FARMLAND INS CO	0	0	2	16	18	0	2	18	100%	0
324	FIREMAN'S FUND INS CO	1	1	9	110	119	2	10	121	98%	0
330	GENERAL CASUALTY INS CO	0	0	1	1	2	0	1	2	100%	0
347	FEDERATED RURAL ELECTRIC INS CORP	0	0	1	0	1	0	1	1	100%	0
353	EMPLOYERS MUTUAL CASUALTY CO OF IOWA	0	0	1	0	1	0	1	1	100%	0
364	FEDERATED MUTUAL INS CO	0	0	3	6	9	0	3	9	100%	5
374	FARMERS ALLIANCE MUTUAL INS CO	0	0	0	2	2	0	0	2	100%	0
377	FARMERS INS EXCHANGE	2	0	12	36	48	2	14	50	96%	0
404	HARTFORD INS GROUP	0	1	16	140	156	1	16	157	99%	35
431	GULF INS CO	0	0	0	1	1	0	0	1	100%	0
435	HANOVER INS CO	1	0	0	0	0	1	1	1	0%	0
442	GREAT AMERICAN INS CO	0	0	0	6	6	0	0	6	100%	0
451	MIDWEST EMPLOYERS CASUALTY CO	0	0	0	1	1	0	0	1	100%	2
456	LIBERTY MUTUAL INS CO	3	5	21	149	170	8	24	178	96%	46
483	LUMBERMENS UNDERWRITING ALLIANCE	0	0	1	3	4	0	1	4	100%	0
512	NATIONAL INTERSTATE INS CO	0	0	0	1	1	0	0	1	100%	0
516	MOUNTAIN STATES MUTUAL CASUALTY	0	1	1	41	42	1	1	43	98%	11
518	NATIONAL AMERICAN INS CO	0	0	3	15	18	0	3	18	100%	0
521	PHARMACISTS MUTUAL	0	0	0	1	1	0	0	1	100%	0
522	NM MUTUAL CASUALTY CO	0	0	29	460	489	0	29	489	100%	124
556	MICHIGANMUTUAL INS CO	0	0	0	7	7	0	0	7	100%	0
612	PENNSYLVANIA MANUFACTURERS ASSOCIATION	0	0	0	10	10	0	0	10	100%	0
615	OLD REPUBLIC INS CO	0	0	4	16	20	0	4	20	100%	1
647	PROTECTIVE INS CO	0	0	0	1	1	0	0	1	100%	0
671	EVEREST NATIONAL INS CO	1	0	0	4	4	1	1	5	80%	0
673	PREFERRED PROFESSIONAL INS CO	0	0	0	1	1	0	0	1	100%	0
707	ROYAL AND SUN ALLIANCE	0	0	0	4	4	0	0	4	100%	0
713	TRAVELERS INS CO	5	1	10	100	110	6	15	116	95%	82
735	SAFECO INS CO OF AMERICA	0	0	1	1	2	0	1	2	100%	0
<b>Total</b>		<b>125</b>	<b>318</b>	<b>344</b>	<b>2,854</b>	<b>3,198</b>	<b>443</b>	<b>469</b>	<b>3,641</b>	<b>86%</b>	<b>414</b>

New Mexico Workers' Compensation Administration

**INSURER CLAIMS TOTAL REPORT (CONT)**

Carrier ID	Carrier Name	PAPER		EDI/WEB		EDI	Paper	Contested	Total	% EDI	Inpatient Reports
		Contested	Non-Contested	Contested	Non-Contested						
737	ST PAUL FIRE & MARINE COMPANIES	1	0	2	4	6	1	3	7	86%	3
743	REPUBLIC INDEMNITY CO OF AMERICA	0	0	2	3	5	0	2	5	100%	0
747	STATE FARM FIRE & CASUALTY CO	0	0	1	7	8	0	1	8	100%	1
748	REDWOOD FIRE & CASUALTY	0	0	0	3	3	0	0	3	100%	0
750	REPUBLIC COMPANIES GROUP	5	0	4	17	21	5	9	26	81%	0
752	PRAETORIAN INS CO	0	0	0	6	6	0	0	6	100%	0
755	SENTRY INS CO	0	0	1	21	22	0	1	22	100%	0
756	WORK FIRST CASUALTY CO	0	0	0	3	3	0	0	3	100%	0
762	ACCIDENT FUND INS CO OF AMERICA	0	0	0	4	4	0	0	4	100%	0
764	MANUFACTURERS ALLIANCE INSURANCE COMPANY	0	0	0	3	3	0	0	3	100%	0
768	GUARANTEE INSURANCE COMPANY	0	0	0	3	3	0	0	3	100%	0
777	UNISURED EMPLOYER FUND	0	0	7	0	7	0	7	7	100%	0
781	NM PROPERTY AND CASUALTY CO	0	0	1	22	23	0	1	23	100%	1
782	INT. BUSINESS AND MERCANTILE REASSURANCE	0	0	0	2	2	0	0	2	100%	0
783	PROVIDENCE PROPERTY AND CASUALTY	0	0	0	1	1	0	0	1	100%	0
786	ULLICO CASUALTY COMPANY	0	0	0	3	3	0	0	3	100%	0
789	WESTFIELD INSURANCE COMPANY	0	0	0	2	2	0	0	2	100%	0
794	TOWER GROUP COMPANY	0	0	0	10	10	0	0	10	100%	0
795	ACCIDENT FUND NATIONAL INS CO	0	0	0	1	1	0	0	1	100%	0
797	UNITED PACIFIC INSURANCE COMPANY	0	0	0	1	1	0	0	1	100%	0
798	ACUITY INSURANCE	0	0	3	8	11	0	3	11	100%	0
799	SEQUIOA INSURANCE COMPANY	0	0	1	0	1	0	1	1	100%	0
800	STATE NATIONAL INSURANCE	0	0	0	2	2	0	0	2	100%	0
808	SAFETY NATIONAL CASUALTY CORPORATION	0	0	0	4	4	0	0	4	100%	0
831	ZENITH INS CO	0	0	0	10	10	0	0	10	100%	0
832	UNION STANDARD INSURANCE	0	0	3	28	31	0	3	31	100%	0
833	CINCINNATI INS CO	2	1	0	1	1	3	2	4	25%	0
840	VANLINER INS CO	1	0	0	2	2	1	1	3	67%	0
860	XL SPECIALTY INS CO	0	0	4	14	18	0	4	18	100%	0
880	GREAT WEST CASUALTY CO	0	0	0	5	5	0	0	5	100%	0
888	WAUSAU UNDERWRITERS INS CO	0	0	9	47	56	0	9	56	100%	0
<b>Total</b>		<b>125</b>	<b>318</b>	<b>344</b>	<b>2,854</b>	<b>3,198</b>	<b>443</b>	<b>469</b>	<b>3,641</b>	<b>86%</b>	<b>414</b>

## New Mexico Workers' Compensation Administration

## INSURER CLAIMS TOTAL REPORT (CONT)

Carrier ID	Carrier Name	PAPER		EDI/WEB		EDI	Paper	Contested	Total	% EDI	Inpatient Reports
		Contested	Non-Contested	Contested	Non-Contested						
893	YASUDA FIRE & MARINE INS CO OF AMERICA	0	0	0	3	3	0	0	3	100%	0
901	ABF FREIGHT SYSTEM INC	0	0	1	9	10	0	1	10	100%	2
902	ALBERTSONS INC	0	0	0	1	1	0	0	1	100%	0
904	ALBUQUERQUE PUBLIC SCHOOLS	0	0	1	18	19	0	1	19	100%	9
909	ARCHDIOCESE OF SANTA FE	0	3	0	0	0	3	0	3	0%	0
910	PINNACLE WEST CAPITAL CORP	0	0	0	1	1	0	0	1	100%	0
918	CITY OF ALBUQUERQUE	0	0	5	52	57	0	5	57	100%	0
919	CITY OF CARLSBAD	0	0	0	6	6	0	0	6	100%	0
920	CITY OF FARMINGTON	0	0	0	1	1	0	0	1	100%	0
921	CITY OF LAS CRUCES	4	0	0	1	1	4	4	5	20%	0
922	CITY OF SANTA FE	0	0	0	3	3	0	0	3	100%	0
927	GROENDYKE TRANSPORT INC	0	0	0	1	1	0	0	1	100%	0
936	INTEL CORPORATION	0	0	0	10	10	0	0	10	100%	0
940	BUILDERS TRUST	27	29	9	60	69	56	36	125	55%	18
944	PHELPS DODGE CORP	0	0	3	8	11	0	3	11	100%	0
947	PUBLIC SERVICE CO OF NM	0	0	1	1	2	0	1	2	100%	0
950	LOS ALAMOS LABS	0	0	0	1	1	0	0	1	100%	1
951	STATE OF NM RISK MGMT DIVISION	1	1	24	213	237	2	25	239	99%	0
956	SAN JUAN COUNTY	2	0	0	0	0	2	2	2	0%	0
957	SANDIA CORPORATION	0	0	1	1	2	0	1	2	100%	0
959	THE KROGER CO	0	0	2	11	13	0	2	13	100%	0
960	PRESBYTERIAN HEALTHCARE SERVICES	0	0	1	64	65	0	1	65	100%	0
962	ST VINCENT HOSPITAL	0	0	2	19	21	0	2	21	100%	2
968	UNOCAL CORPORATION	1	0	0	4	4	1	1	5	80%	0
973	ALLSUP ENTERPRISES INC	1	10	0	0	0	11	1	11	0%	0
981	NM SELF INSURERS FUND	3	54	0	0	0	57	3	57	0%	1
982	FEDERAL EXPRESS CORP	0	0	0	15	15	0	0	15	100%	0
984	SUD--CHEMIE INC	0	0	0	1	1	0	0	1	100%	0
988	MECH CONTRACTORS ASSOC OF NM	0	0	0	2	2	0	0	2	100%	0
990	NM RURAL ELECTRIC COOP ASSOC	0	0	0	8	8	0	0	8	100%	1
992	FOOD INDUSTRY SELF INS FUND OF NM	11	118	0	0	0	129	11	129	0%	0
<b>Total</b>		<b>125</b>	<b>318</b>	<b>344</b>	<b>2,854</b>	<b>3,198</b>	<b>443</b>	<b>469</b>	<b>3,641</b>	<b>86%</b>	<b>414</b>

**INSURER CLAIMS TOTAL REPORT (CONT)**

Carrier ID	Carrier Name	PAPER		EDI/WEB		EDI	Paper	Contested	Total	% EDI	Inpatient Reports
		Contested	Non-Contested	Contested	Non-Contested						
993	NM ASSN. OF COUNTIES INS AUTHORITY	11	77	0	0	0	88	11	88	0%	0
994	NM PUBLIC SCHOOLS	2	0	4	55	59	2	6	61	97%	0
995	NM HOSPITAL WORK COMP GROUP	0	0	3	25	28	0	3	28	100%	5
996	WESTERN REFINING	0	0	1	7	8	0	1	8	100%	0
<b>Total</b>		125	318	344	2,854	3,198	443	469	3,641	86%	414