



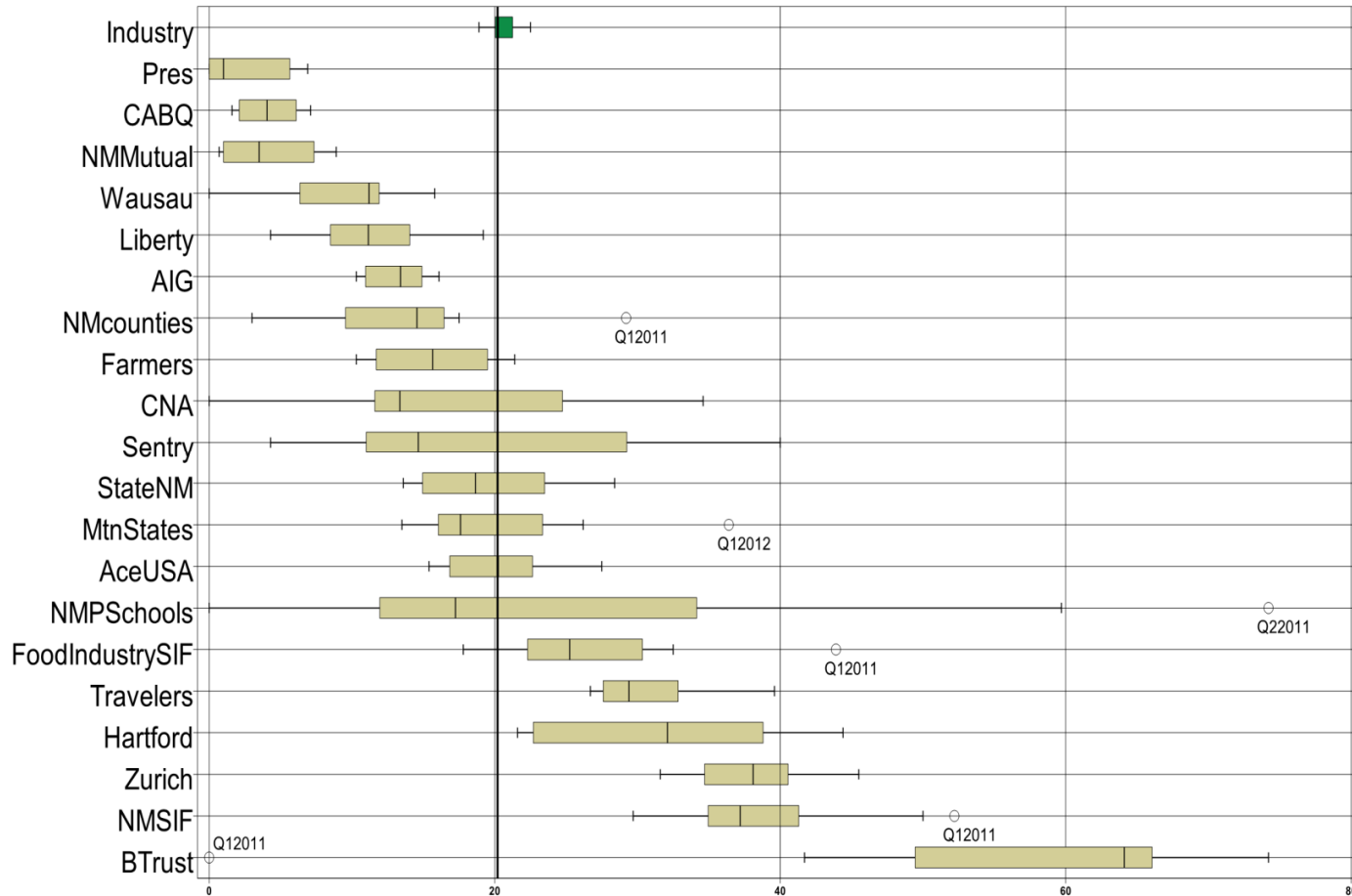
## FOURTH QUARTER CY 2012 INSURER SCORECARD

### CONTENTS

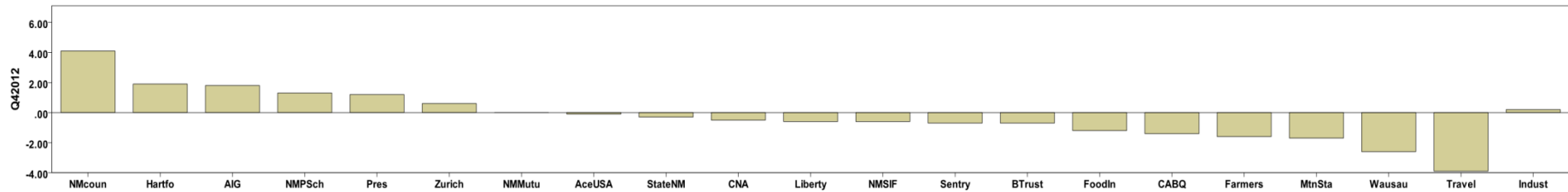
LATE FILING E1 TREND: First Report of Injury or Illness .....	1
LATE FILING E1 ITEMIZED: First Report of Injury or Illness (CONT) .....	2
LATE FILING E1 ITEMIZED: First Report of Injury or Illness (CONT) .....	3
LATE FILING E1 ITEMIZED: First Report of Injury or Illness (CONT) .....	4
LATE FILING E1 ITEMIZED: First Report of Injury or Illness (CONT) .....	5
LATE PAYMENT OF INITIAL BENEFITS TREND: Large Carrier Report.....	6
LATE PAYMENT OF INITIAL BENEFITS ITEMIZED: Large Carrier Report (CONT) .....	7
LATE PAYMENT OF INITIAL BENEFITS ITEMIZED: Large Carrier Report (CONT) .....	8
LATE PAYMENT OF INITIAL BENEFITS ITEMIZED: Large Carrier Report (CONT) .....	9
LATE PAYMENT OF INITIAL BENEFITS ITEMIZED: Large Carrier Report (CONT) .....	10
LATE FILING E6 TREND: Initial Payment for Benefits Reports .....	11
LATE FILING E6 ITEMIZED: Initial Payment for Benefits Reports (CONT) .....	12
LATE FILING E6 ITEMIZED: Initial Payment for Benefits Reports (CONT) .....	13
LATE FILING E6 ITEMIZED: Initial Payment for Benefits Reports (CONT) .....	14
LATE FILING E6 ITEMIZED: Initial Payment for Benefits Reports (CONT) .....	15
LATE FILING E6 ITEMIZED: Initial Payment for Benefits Reports (CONT) .....	16
INSURER CLAIMS TOTAL REPORT .....	17
INSURER CLAIMS TOTAL REPORT (CONT) .....	18
INSURER CLAIMS TOTAL REPORT (CONT) .....	19
INSURER CLAIMS TOTAL REPORT (CONT) .....	20
INSURER CLAIMS TOTAL REPORT (CONT) .....	21

Produced by the Economic Research Bureau  
 Richard Adu-Asamoah, Bureau Chief  
 John Keck, Economist

LATE FILING E1 TREND: First Report of Injury or Illness



Q4 CY 2012 Claim Summary		
Carrier Name	No.	% Late
ACE USA	307	22
AIG	391	16
BUILDERS TRUST	137	66
CABQ	89	2
C N A	102	25
FARMERS	55	11
FISIF	152	27
HARTFORD	189	24
LIBERTY MUTUAL	202	13
MOUNTAIN STATES	49	25
NM COUNTIES	112	12
NM MUTUAL	605	1
NM PUBSCHOOLS	59	20
NM SIF	65	37
PRESBYTERIAN	62	3
SENTRY	23	4
STATE OF NM	266	18
TRAVELERS	182	36
WAUSAU	69	8
ZURICH AMERICAN	233	46
<b>Industry Average</b>	<b>4,255</b>	<b>20</b>



LATE FILING E1 ITEMIZED: First Report of Injury or Illness (CONT)

Carrier ID	Carrier Name	Number of ttd-ptd claims	Number Late	Late Ratio	Expected	Z-Score	Z > 2
750	REPUBLIC COMPANIES GROUP	27	23	85.2%	5.48	3.63	*****
940	BUILDERS TRUST	137	90	65.7%	27.82	2.54	*****
798	ACUITY INSURANCE	14	8	57.1%	2.84	2.06	*****
100	WESTCO INSURANCE	16	8	50.0%	3.25	1.66	
223	ZURICH AMERICAN INS GROUP	233	106	45.5%	47.31	1.41	
832	UNION STANDARD INSURANCE	34	14	41.2%	6.90	1.17	
981	NM SELF INSURERS FUND	65	24	36.9%	13.20	0.93	
794	TOWER GROUP COMPANY	11	4	36.4%	2.23	0.90	
713	TRAVELERS INS CO	182	65	35.7%	36.96	0.86	
904	ALBUQUERQUE PUBLIC SCHOOLS	28	9	32.1%	5.69	0.66	
973	ALLSUP ENTERPRISES INC	16	5	31.3%	3.25	0.61	
178	CHUBB GROUP OF INS COMPANIES	10	3	30.0%	2.03	0.54	
128	FIRST AMERICAN INS CO	14	4	28.6%	2.84	0.46	
222	CRUM & FORSTER INS CO	11	3	27.3%	2.23	0.39	
364	FEDERATED MUTUAL INS CO	15	4	26.7%	3.05	0.36	
140	ARGONAUT	24	6	25.0%	4.87	0.26	
123	CNA INS COMPANIES	102	25	24.5%	20.71	0.24	
516	MOUNTAIN STATES MUTUAL CASUALTY	49	12	24.5%	9.95	0.23	
404	HARTFORD INS GROUP	189	45	23.8%	38.38	0.20	
121	ACE USA	307	68	22.1%	62.34	0.10	
994	NM PUBLIC SCHOOLS	59	12	20.3%	11.98	0.00	
612	PENNSYLVANIA MANUFACTURERS ASSOCIATION	10	2	20.0%	2.03	-0.02	
860	XL SPECIALTY INS CO	22	4	18.2%	4.47	-0.12	
951	STATE OF NM RISK MGMT DIVISION	266	48	18.0%	54.01	-0.13	
992	FOOD INDUSTRY SELF INS FUND OF NM	152	27	17.8%	30.86	-0.14	
781	NM PROPERTY AND CASUALTY CO	30	5	16.7%	6.09	-0.20	
518	NATIONAL AMERICAN INS CO	12	2	16.7%	2.44	-0.20	
808	SAFETY NATIONAL CASUALTY CORPORATION	12	2	16.7%	2.44	-0.20	
211	AMERICAN INTERNATIONAL GROUP	391	61	15.6%	79.39	-0.26	
615	OLD REPUBLIC INS CO	21	3	14.3%	4.26	-0.34	
456	LIBERTY MUTUAL INS CO	202	27	13.4%	41.02	-0.39	
<b>Totals</b>		<b>4,255</b>	<b>864</b>	<b>20.3%</b>			

LATE FILING E1 ITEMIZED: First Report of Injury or Illness (CONT)

Carrier ID	Carrier Name	Number of ttd-ptd claims	Number Late	Late Ratio	Expected	Z-Score	Z > 2
982	FEDERAL EXPRESS CORP	16	2	12.5%	3.25	-0.44	
993	NM ASSN. OF COUNTIES INS AUTHORITY	112	13	11.6%	22.74	-0.49	
3	NM HEALTHCARE W C GROUP	35	4	11.4%	7.11	-0.50	
315	FARMLAND INS CO	18	2	11.1%	3.65	-0.52	
377	FARMERS INS EXCHANGE	55	6	10.9%	11.17	-0.53	
944	FREEPORT-MCMORAN CORPORATION	10	1	10.0%	2.03	-0.58	
888	WAUSAU UNDERWRITERS INS CO	69	6	8.7%	14.01	-0.65	
995	NM HOSPITAL WORK COMP GROUP	36	3	8.3%	7.31	-0.67	
959	THE KROGER CO	15	1	6.7%	3.05	-0.76	
755	SENTRY INS CO	23	1	4.3%	4.67	-0.89	
962	ST VINCENT HOSPITAL	23	1	4.3%	4.67	-0.89	
960	PRESBYTERIAN HEALTHCARE SERVICES	62	2	3.2%	12.59	-0.96	
324	FIREMAN'S FUND INS CO	148	4	2.7%	30.05	-0.99	
918	CITY OF ALBUQUERQUE	89	2	2.2%	18.07	-1.01	
522	NM MUTUAL CASUALTY CO	605	4	0.7%	122.85	-1.10	
10	TOWN & COUNTRY FOOD STORES INC	9	3	33.3%	1.83		
149	ONE BEACON INS	9	6	66.7%	1.83		
173	BROTHERHOOD MUTUAL INS CO	9	1	11.1%	1.83		
556	MICHIGANMUTUAL INS CO	9	3	33.3%	1.83		
831	ZENITH INS CO	9	1	11.1%	1.83		
880	GREAT WEST CASUALTY CO	9	2	22.2%	1.83		
936	INTEL CORPORATION	9	0	0.0%	1.83		
13	COSTCO WHOLESALE	8	2	25.0%	1.62		
442	GREAT AMERICAN INS CO	8	1	12.5%	1.62		
747	STATE FARM FIRE & CASUALTY CO	8	7	87.5%	1.62		
752	PRAETORIAN INS CO	8	3	37.5%	1.62		
901	ABF FREIGHT SYSTEM INC	8	1	12.5%	1.62		
990	NM RURAL ELECTRIC COOP ASSOC	8	1	12.5%	1.62		
996	WESTERN REFINING	8	3	37.5%	1.62		
671	EVEREST NATIONAL INS CO	7	5	71.4%	1.42		
743	REPUBLIC INDEMNITY CO OF AMERICA	7	0	0.0%	1.42		
<b>Totals</b>		<b>4,255</b>	<b>864</b>	<b>20.3%</b>			

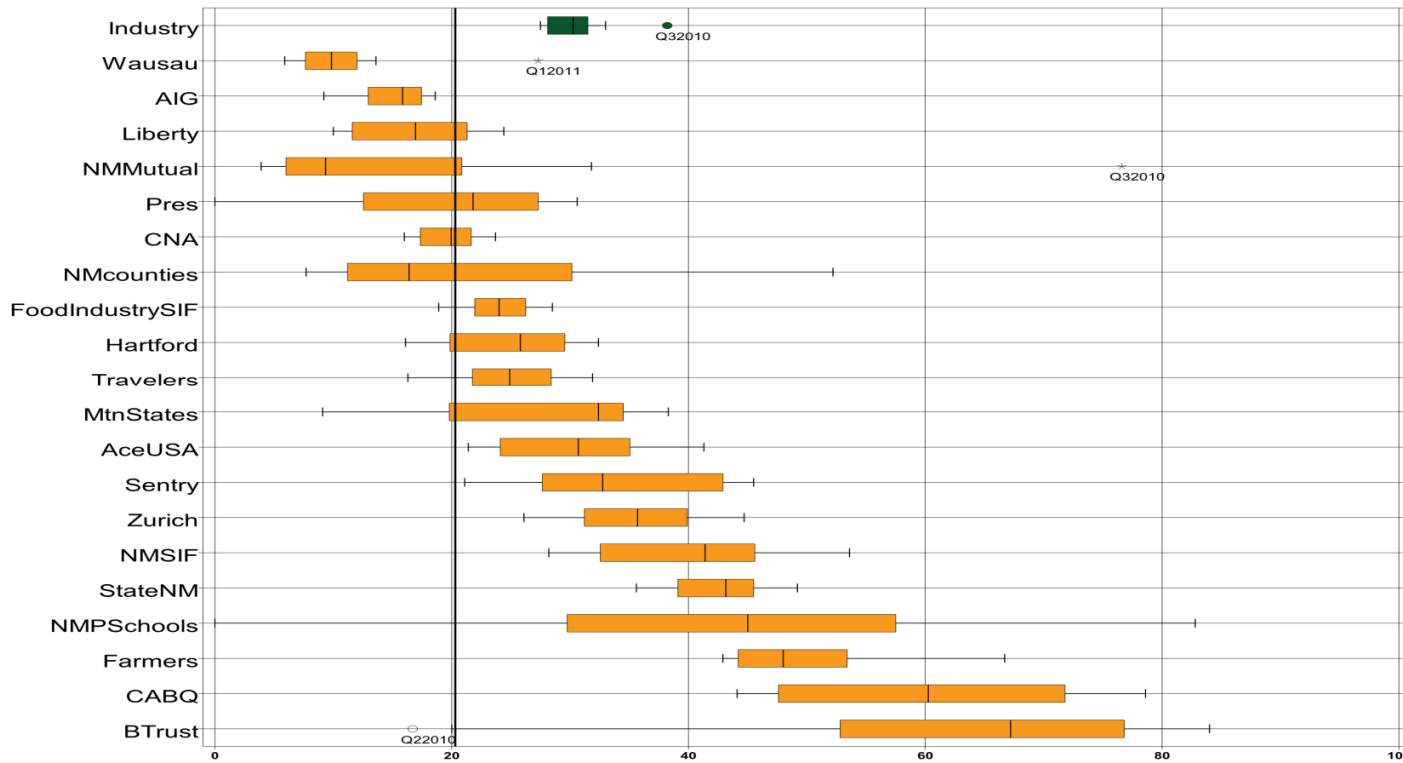
## LATE FILING E1 ITEMIZED: First Report of Injury or Illness (CONT)

Carrier ID	Carrier Name	Number of ttd- ptd claims	Number Late	Late Ratio	Expected	Z-Score	Z > 2
919	CITY OF CARLSBAD	7	0	0.0%	1.42		
737	ST PAUL FIRE & MARINE COMPANIES	6	3	50.0%	1.22		
483	LUMBERMENS UNDERWRITING ALLIANCE	5	1	20.0%	1.02		
764	MANUFACTURERS ALLIANCE INSURANCE COMPANY	5	1	20.0%	1.02		
833	CINCINNATI INS CO	5	0	0.0%	1.02		
921	CITY OF LAS CRUCES	5	4	80.0%	1.02		
968	UNOCAL CORPORATION	5	0	0.0%	1.02		
122	MARKEL AMERICAN INS CO	4	3	75.0%	0.81		
707	ROYAL AND SUN ALLIANCE	4	0	0.0%	0.81		
756	WORK FIRST CASUALTY CO	4	3	75.0%	0.81		
768	GUARANTEE INSURANCE COMPANY	4	2	50.0%	0.81		
777	UNISURED EMPLOYER FUND	4	3	75.0%	0.81		
789	WESTFIELD INSURANCE COMPANY	4	1	25.0%	0.81		
840	VANLINER INS CO	4	0	0.0%	0.81		
909	ARCHDIOCESE OF SANTA FE	4	0	0.0%	0.81		
101	BITUMINOUS CASUALTY CORPORATION	3	2	66.7%	0.61		
103	CALIFORNIA INDEMNITY INS CO	3	1	33.3%	0.61		
204	LEGION INSURANCE COMPANY	3	2	66.7%	0.61		
748	REDWOOD FIRE & CASUALTY	3	0	0.0%	0.61		
762	ACCIDENT FUND INSURANCE COMPANY OF AMERICA	3	1	33.3%	0.61		
786	ULLICO CASUALTY COMPANY	3	3	100.0%	0.61		
893	YASUDA FIRE & MARINE INS CO OF AMERICA	3	0	0.0%	0.61		
922	CITY OF SANTA FE	3	2	66.7%	0.61		
16	TARGET STORES/DAYTON HUDSON	2	1	50.0%	0.41		
104	ADVANTAGE WORKERS' COMP	2	2	100.0%	0.41		
180	ACIG INS CO	2	1	50.0%	0.41		
512	NATIONAL INTERSTATE INS CO	2	0	0.0%	0.41		
735	SAFECO INS CO OF AMERICA	2	0	0.0%	0.41		
782	INT. BUSINESS AND MERCANTILE REASSURANCE	2	0	0.0%	0.41		
795	ACCIDENT FUND NATIONAL INS CO	2	1	50.0%	0.41		
800	STATE NATIONAL INSURANCE	2	1	50.0%	0.41		
<b>Totals</b>		<b>4,255</b>	<b>864</b>	<b>20.3%</b>			

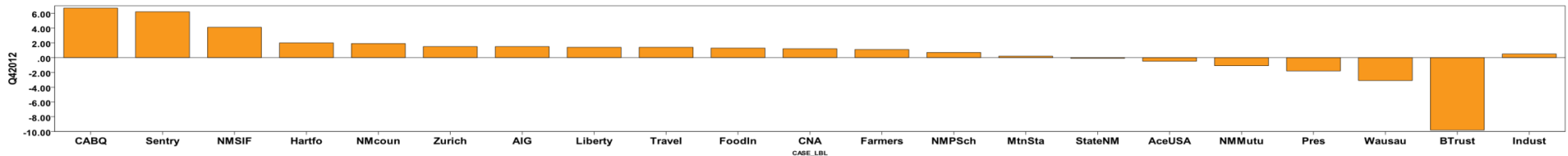
LATE FILING E1 ITEMIZED: First Report of Injury or Illness (CONT)

Carrier ID	Carrier Name	Number of ttd-ptd claims	Number Late	Late Ratio	Expected	Z-Score	Z > 2
947	PUBLIC SERVICE CO OF NM	2	1	50.0%	0.41		
956	SAN JUAN COUNTY	2	2	100.0%	0.41		
988	MECH CONTRACTORS ASSOC OF NM	2	0	0.0%	0.41		
6	RAMADA CLASSIC/LOS PUEBLOS LTD INC C/O OHMS	1	1	100.0%	0.20		
27	PAULA INS CO	1	1	100.0%	0.20		
43	HEALTHSOUTH REHAB CORP	1	0	0.0%	0.20		
76	DOLGENCORP INC.	1	0	0.0%	0.20		
83	NM BUILDING BRANCH AGC COMPTRUST	1	0	0.0%	0.20		
102	COMBINED SPECIALTY INS GROUP	1	1	100.0%	0.20		
109	ALLIED MUTUAL INS	1	0	0.0%	0.20		
169	NATIONWIDE MUTUAL INS CO	1	0	0.0%	0.20		
171	BENCHMARK INS CO	1	1	100.0%	0.20		
250	CENTRAL MUTUAL INS CO	1	0	0.0%	0.20		
267	AMERICAN MINING INSURANCE	1	0	0.0%	0.20		
330	GENERAL CASUALTY INS CO	1	1	100.0%	0.20		
353	EMPLOYERS MUTUAL CASUALTY CO OF IOWA	1	0	0.0%	0.20		
374	FARMERS ALLIANCE MUTUAL INS CO	1	1	100.0%	0.20		
431	GULF INS CO	1	0	0.0%	0.20		
451	MIDWEST EMPLOYERS CASUALTY CO	1	1	100.0%	0.20		
521	PHARMACISTS MUTUAL	1	0	0.0%	0.20		
647	PROTECTIVE INS CO	1	1	100.0%	0.20		
673	PREFERRED PROFESSIONAL INS CO	1	1	100.0%	0.20		
751	STAR INS CO	1	0	0.0%	0.20		
783	PROVIDENCE PROPERTY AND CASUALTY	1	0	0.0%	0.20		
797	UNITED PACIFIC INSURANCE COMPANY	1	1	100.0%	0.20		
910	PINNACLE WEST CAPITAL CORP	1	1	100.0%	0.20		
920	CITY OF FARMINGTON	1	1	100.0%	0.20		
927	GROENDYKE TRANSPORT INC	1	0	0.0%	0.20		
928	DIOCESE OF LAS CURCES	1	1	100.0%	0.20		
950	LOS ALAMOS LABS	1	0	0.0%	0.20		
957	SANDIA CORPORATION	1	0	0.0%	0.20		
984	SUD--CHEMIE INC	1	0	0.0%	0.20		
<b>Totals</b>		<b>4,255</b>	<b>864</b>	<b>20.3%</b>			

LATE PAYMENT OF INITIAL BENEFITS TREND: Large Carrier Report



Q4 CY 2012 Claim Summary		
Carrier Name	No.	% Late
ACE USA	276	36
AIG	329	17
BUILDERS TRUST	106	62
CABQ	73	75
C N A	94	20
FARMERS	50	44
FISIF	136	27
HARTFORD	166	20
LIBERTY MUTUAL	175	22
MOUNTAIN STATES	43	33
NM COUNTIES	99	14
NM MUTUAL	565	4
NM PUBSCHOOLS	50	46
NM SIF	63	48
PRESBYTERIAN	59	29
SENTRY	22	27
STATE OF NM	239	36
TRAVELERS	163	32
WAUSAU	57	11
ZURICH AMERICAN	199	49
<b>Industry Average</b>	<b>3,752</b>	<b>28%</b>



LATE PAYMENT OF INITIAL BENEFITS ITEMIZED: Large Carrier Report (CONT)

Carrier ID	Carrier Name	Number of ttd-ptd claims	Number Late	Late Ratio	Expected	Z-Score	Z > 2
798	ACUITY INSURANCE	11	9	81.8%	3	2.49	*****
750	REPUBLIC COMPANIES GROUP	21	17	81.0%	6	2.45	*****
832	UNION STANDARD INSURANCE	30	24	80.0%	8	2.40	*****
918	CITY OF ALBUQUERQUE	73	55	75.3%	21	2.19	*****
904	ALBUQUERQUE PUBLIC SCHOOLS	26	19	73.1%	7	2.08	*****
794	TOWER GROUP COMPANY	11	8	72.7%	3	2.07	*****
940	BUILDERS TRUST	106	66	62.3%	30	1.58	
140	ARGONAUT	14	8	57.1%	4	1.34	
781	NM PROPERTY AND CASUALTY CO	28	14	50.0%	8	1.01	
981	NM SELF INSURERS FUND	63	30	47.6%	18	0.90	
100	WESTCO INSURANCE	15	7	46.7%	4	0.85	
994	NM PUBLIC SCHOOLS	50	23	46.0%	14	0.82	
377	FARMERS INS EXCHANGE	50	22	44.0%	14	0.73	
223	ZURICH AMERICAN INS GROUP	199	80	40.2%	56	0.55	
808	SAFETY NATIONAL CASUALTY CORPORATION	11	4	36.4%	3	0.38	
121	ACE USA	276	99	35.9%	78	0.35	
951	STATE OF NM RISK MGMT DIVISION	239	85	35.6%	68	0.34	
315	FARMLAND INS CO	17	6	35.3%	5	0.33	
962	ST VINCENT HOSPITAL	21	7	33.3%	6	0.24	
516	MOUNTAIN STATES MUTUAL CASUALTY	43	14	32.6%	12	0.20	
995	NM HOSPITAL WORK COMP GROUP	34	11	32.4%	10	0.19	
713	TRAVELERS INS CO	163	52	31.9%	46	0.17	
364	FEDERATED MUTUAL INS CO	13	4	30.8%	4	0.12	
612	PENNSYLVANIA MANUFACTURERS ASSOCIATION	10	3	30.0%	3	0.08	
960	PRESBYTERIAN HEALTHCARE SERVICES	59	17	28.8%	17	0.03	
755	SENTRY INS CO	22	6	27.3%	6	-0.05	
992	FOOD INDUSTRY SELF INS FUND OF NM	136	37	27.2%	38	-0.05	
3	NM HEALTHCARE W C GROUP	34	8	23.5%	10	-0.22	
456	LIBERTY MUTUAL INS CO	175	39	22.3%	49	-0.28	
860	XL SPECIALTY INS CO	18	4	22.2%	5	-0.28	
128	FIRST AMERICAN INS CO	14	3	21.4%	4	-0.32	
<b>Totals</b>		<b>3,752</b>	<b>1,060</b>	<b>28.3%</b>			



LATE PAYMENT OF INITIAL BENEFITS ITEMIZED: Large Carrier Report (CONT)

Carrier ID	Carrier Name	Number of ttd-ptd claims	Number Late	Late Ratio	Expected	Z-Score	Z > 2
973	ALLSUP ENTERPRISES INC	14	3	21.4%	4	-0.32	
615	OLD REPUBLIC INS CO	19	4	21.1%	5	-0.33	
123	CNA INS COMPANIES	94	19	20.2%	27	-0.37	
404	HARTFORD INS GROUP	166	33	19.9%	47	-0.39	
211	AMERICAN INTERNATIONAL GROUP	329	56	17.0%	93	-0.52	
959	THE KROGER CO	13	2	15.4%	4	-0.60	
993	NM ASSN. OF COUNTIES INS AUTHORITY	99	14	14.1%	28	-0.66	
982	FEDERAL EXPRESS CORP	15	2	13.3%	4	-0.69	
888	WAUSAU UNDERWRITERS INS CO	57	6	10.5%	16	-0.82	
522	NM MUTUAL CASUALTY CO	565	22	3.9%	160	-1.13	
324	FIREMAN'S FUND INS CO	132	5	3.8%	37	-1.14	
149	ONE BEACON INS	9	4	44.4%	3		
173	BROTHERHOOD MUTUAL INS CO	9	1	11.1%	3		
556	MICHIGANMUTUAL INS CO	9	4	44.4%	3		
831	ZENITH INS CO	9	6	66.7%	3		
880	GREAT WEST CASUALTY CO	9	7	77.8%	3		
936	INTEL CORPORATION	9	0	0.0%	3		
13	COSTCO WHOLESALE	8	1	12.5%	2		
222	CRUM & FORSTER INS CO	8	1	12.5%	2		
442	GREAT AMERICAN INS CO	8	3	37.5%	2		
944	FREEMPORT-MCMORAN CORPORATION	8	1	12.5%	2		
990	NM RURAL ELECTRIC COOP ASSOC	8	2	25.0%	2		
996	WESTERN REFINING	8	5	62.5%	2		
10	TOWN & COUNTRY FOOD STORES INC	7	3	42.9%	2		
178	CHUBB GROUP OF INS COMPANIES	7	2	28.6%	2		
518	NATIONAL AMERICAN INS CO	7	3	42.9%	2		
752	PRAETORIAN INS CO	7	3	42.9%	2		
901	ABF FREIGHT SYSTEM INC	7	1	14.3%	2		
919	CITY OF CARLSBAD	7	0	0.0%	2		
671	EVEREST NATIONAL INS CO	6	4	66.7%	2		
747	STATE FARM FIRE & CASUALTY CO	6	5	83.3%	2		
<b>Totals</b>		<b>3,752</b>	<b>1,060</b>	<b>28.3%</b>			

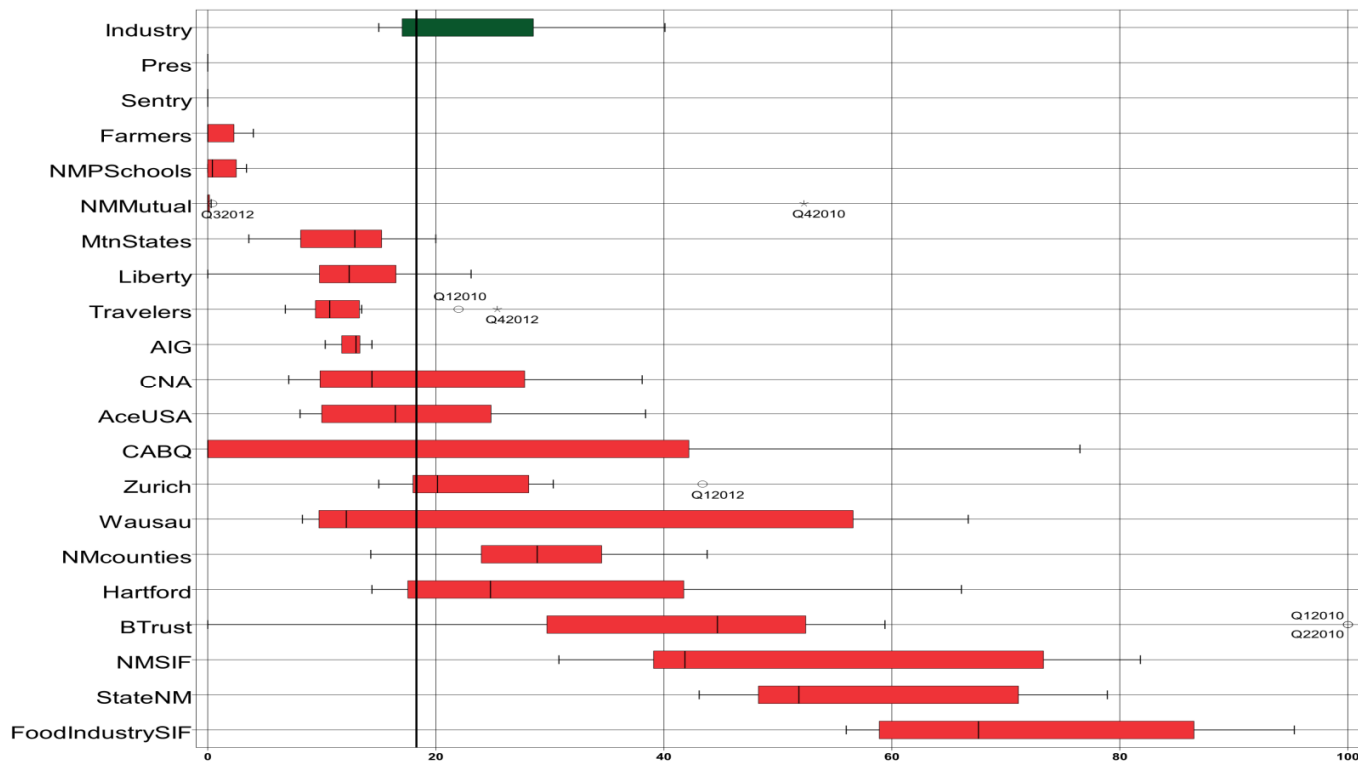
LATE PAYMENT OF INITIAL BENEFITS ITEMIZED: Large Carrier Report (CONT)

Carrier ID	Carrier Name	Number of ttd-ptd claims	Number Late	Late Ratio	Expected	Z-Score	Z > 2
743	REPUBLIC INDEMNITY CO OF AMERICA	5	4	80.0%	1		
968	UNOCAL CORPORATION	5	2	40.0%	1		
122	MARKEL AMERICAN INS CO	4	2	50.0%	1		
483	LUMBERMENS UNDERWRITING ALLIANCE	4	2	50.0%	1		
737	ST PAUL FIRE & MARINE COMPANIES	4	2	50.0%	1		
756	WORK FIRST CASUALTY CO	4	1	25.0%	1		
764	MANUFACTURERS ALLIANCE INSURANCE COMPANY	4	1	25.0%	1		
789	WESTFIELD INSURANCE COMPANY	4	1	25.0%	1		
909	ARCHDIOCESE OF SANTA FE	4	0	0.0%	1		
204	LEGION INSURANCE COMPANY	3	2	66.7%	1		
707	ROYAL AND SUN ALLIANCE	3	3	100.0%	1		
748	REDWOOD FIRE & CASUALTY	3	1	33.3%	1		
762	ACCIDENT FUND INSURANCE COMPANY OF AMERICA	3	1	33.3%	1		
768	GUARANTEE INSURANCE COMPANY	3	2	66.7%	1		
786	ULLICO CASUALTY COMPANY	3	2	66.7%	1		
833	CINCINNATI INS CO	3	2	66.7%	1		
840	VANLINER INS CO	3	2	66.7%	1		
922	CITY OF SANTA FE	3	3	100.0%	1		
16	TARGET STORES/DAYTON HUDSON	2	0	0.0%	1		
101	BITUMINOUS CASUALTY CORPORATION	2	2	100.0%	1		
103	CALIFORNIA INDEMNITY INS CO	2	2	100.0%	1		
512	NATIONAL INTERSTATE INS CO	2	1	50.0%	1		
782	INT. BUSINESS AND MERCANTILE REASSURANCE	2	1	50.0%	1		
795	ACCIDENT FUND NATIONAL INS CO	2	1	50.0%	1		
800	STATE NATIONAL INSURANCE	2	1	50.0%	1		
893	YASUDA FIRE & MARINE INS CO OF AMERICA	2	0	0.0%	1		
988	MECH CONTRACTORS ASSOC OF NM	2	0	0.0%	1		
43	HEALTHSOUTH REHAB CORP	1	0	0.0%	0		
83	NM BUILDING BRANCH AGC COMPTRUST	1	1	100.0%	0		
102	COMBINED SPECIALTY INS GROUP	1	1	100.0%	0		
104	ADVANTAGE WORKERS' COMP	1	0	0.0%	0		
<b>Totals</b>		<b>3,752</b>	<b>1,060</b>	<b>28.3%</b>			

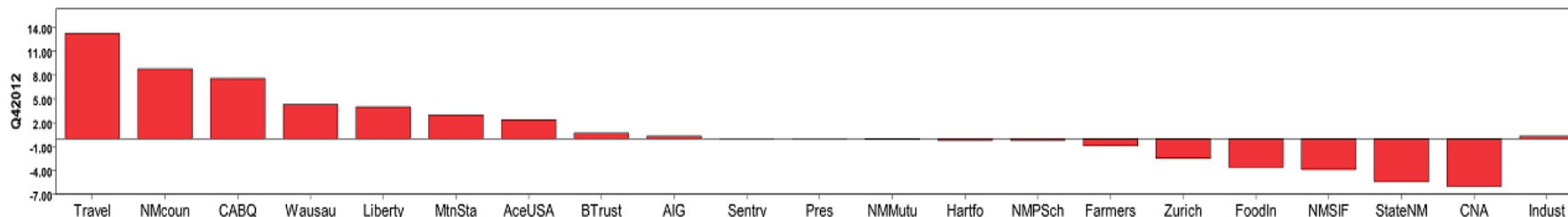
LATE PAYMENT OF INITIAL BENEFITS ITEMIZED: Large Carrier Report (CONT)

Carrier ID	Carrier Name	Number of ttd- ptd claims	Number Late	Late Ratio	Expected	Z-Score	Z > 2
109	ALLIED MUTUAL INS	1	0	0.0%	0		
169	NATIONWIDE MUTUAL INS CO	1	1	100.0%	0		
171	BENCHMARK INS CO	1	1	100.0%	0		
180	ACIG INS CO	1	1	100.0%	0		
250	CENTRAL MUTUAL INS CO	1	1	100.0%	0		
267	AMERICAN MINING INSURANCE	1	1	100.0%	0		
374	FARMERS ALLIANCE MUTUAL INS CO	1	0	0.0%	0		
431	GULF INS CO	1	0	0.0%	0		
451	MIDWEST EMPLOYERS CASUALTY CO	1	0	0.0%	0		
521	PHARMACISTS MUTUAL	1	0	0.0%	0		
647	PROTECTIVE INS CO	1	1	100.0%	0		
673	PREFERRED PROFESSIONAL INS CO	1	1	100.0%	0		
735	SAFECO INS CO OF AMERICA	1	0	0.0%	0		
751	STAR INS CO	1	0	0.0%	0		
783	PROVIDENCE PROPERTY AND CASUALTY	1	1	100.0%	0		
797	UNITED PACIFIC INSURANCE COMPANY	1	1	100.0%	0		
910	PINNACLE WEST CAPITAL CORP	1	1	100.0%	0		
920	CITY OF FARMINGTON	1	1	100.0%	0		
921	CITY OF LAS CRUCES	1	0	0.0%	0		
927	GROENDYKE TRANSPORT INC	1	1	100.0%	0		
928	DIOCESE OF LAS CURCES	1	1	100.0%	0		
947	PUBLIC SERVICE CO OF NM	1	0	0.0%	0		
950	LOS ALAMOS LABS	1	0	0.0%	0		
984	SUD--CHEMIE INC	1	1	100.0%	0		
<b>Totals</b>		<b>3,752</b>	<b>1,060</b>	<b>28.3%</b>			

LATE FILING E6 TREND: Initial Payment for Benefits Reports



Q4 CY 2012 Claim Summary		
Carrier Name	No.	% Late
ACE USA	366	11
AIG	440	13
BUILDERS TRUST	156	46
CABQ	92	8
C N A	113	25
FARMERS	65	3
FISIF	167	68
HARTFORD	215	14
LIBERTY MUTUAL	246	13
MOUNTAIN STATES	53	17
NM COUNTIES	124	26
NM MUTUAL	653	0
NM SIF	64	3
PUBSCHOOLS	75	73
PRESBYTERIAN	80	0
SENTRY	27	0
STATE OF NM	313	43
TRAVELERS	205	25
WAUSAU	76	13
Zurich	283	27
<b>Industry Average</b>	<b>4,839</b>	<b>16%</b>



LATE FILING E6 ITEMIZED: Initial Payment for Benefits Reports (CONT)

Carrier ID	Carrier Name	Number of ttd-ptd claims	Number Late	Late Ratio	Expected	Z-Score	Z > 2
973	ALLSUP ENTERPRISES INC	17	15	88.2%	3	3.39	*****
981	NM SELF INSURERS FUND	75	55	73.3%	14	2.67	*****
992	FOOD INDUSTRY SELF INS FUND OF NM	167	113	67.7%	31	2.39	*****
940	BUILDERS TRUST	156	71	45.5%	28	1.32	
951	STATE OF NM RISK MGMT DIVISION	313	135	43.1%	57	1.20	
750	REPUBLIC COMPANIES GROUP	38	15	39.5%	7	1.03	
140	ARGONAUT	27	10	37.0%	5	0.91	
222	CRUM & FORSTER INS CO	17	6	35.3%	3	0.83	
10	TOWN & COUNTRY FOOD STORES INC	10	3	30.0%	2	0.57	
223	ZURICH AMERICAN INS GROUP	283	76	26.9%	52	0.42	
993	NM ASSN. OF COUNTIES INS AUTHORITY	124	32	25.8%	23	0.37	
713	TRAVELERS INS CO	205	52	25.4%	37	0.34	
123	CNA INS COMPANIES	113	28	24.8%	21	0.32	
516	MOUNTAIN STATES MUTUAL CASUALTY	53	9	17.0%	10	-0.06	
808	SAFETY NATIONAL CASUALTY CORPORATION	12	2	16.7%	2	-0.08	
404	HARTFORD INS GROUP	215	31	14.4%	39	-0.19	
888	WAUSAU UNDERWRITERS INS CO	76	10	13.2%	14	-0.25	
456	LIBERTY MUTUAL INS CO	246	32	13.0%	45	-0.25	
211	AMERICAN INTERNATIONAL GROUP	440	57	13.0%	80	-0.26	
860	XL SPECIALTY INS CO	25	3	12.0%	5	-0.30	
121	ACE USA	366	41	11.2%	67	-0.34	
615	OLD REPUBLIC INS CO	27	3	11.1%	5	-0.35	
936	INTEL CORPORATION	10	1	10.0%	2	-0.40	
944	FREEMPORT-MCMORAN CORPORATION	11	1	9.1%	2	-0.44	
918	CITY OF ALBUQUERQUE	92	7	7.6%	17	-0.52	
959	THE KROGER CO	15	1	6.7%	3	-0.56	
100	WESTCO INSURANCE	16	1	6.3%	3	-0.58	
3	NM HEALTHCARE W C GROUP	36	2	5.6%	7	-0.62	
995	NM HOSPITAL WORK COMP GROUP	39	2	5.1%	7	-0.64	
324	FIREMAN'S FUND INS CO	157	8	5.1%	29	-0.64	
518	NATIONAL AMERICAN INS CO	21	1	4.8%	4	-0.65	
<b>Total</b>		<b>4,839</b>	<b>884</b>	<b>18.3%</b>			

## LATE FILING E6 ITEMIZED: Initial Payment for Benefits Reports (CONT)

Carrier ID	Carrier Name	Number of ttd-ptd claims	Number Late	Late Ratio	Expected	Z-Score	Z > 2
962	ST VINCENT HOSPITAL	27	1	3.7%	5	-0.71	
904	ALBUQUERQUE PUBLIC SCHOOLS	29	1	3.4%	5	-0.72	
994	NM PUBLIC SCHOOLS	64	2	3.1%	12	-0.73	
377	FARMERS INS EXCHANGE	65	2	3.1%	12	-0.74	
522	NM MUTUAL CASUALTY CO	653	2	0.3%	119	-0.87	
960	PRESBYTERIAN HEALTHCARE SERVICES	80	0	0.0%	15	-0.89	
832	UNION STANDARD INSURANCE	38	0	0.0%	7	-0.89	
781	NM PROPERTY AND CASUALTY CO	31	0	0.0%	6	-0.89	
755	SENTRY INS CO	27	0	0.0%	5	-0.89	
315	FARMLAND INS CO	21	0	0.0%	4	-0.89	
982	FEDERAL EXPRESS CORP	20	0	0.0%	4	-0.89	
128	FIRST AMERICAN INS CO	17	0	0.0%	3	-0.89	
364	FEDERATED MUTUAL INS CO	17	0	0.0%	3	-0.89	
798	ACUITY INSURANCE	15	0	0.0%	3	-0.89	
794	TOWER GROUP COMPANY	12	0	0.0%	2	-0.89	
178	CHUBB GROUP OF INS COMPANIES	11	0	0.0%	2	-0.89	
612	PENNSYLVANIA MANUFACTURERS ASSOCIATION	11	0	0.0%	2	-0.89	
901	ABF FREIGHT SYSTEM INC	11	0	0.0%	2	-0.89	
173	BROTHERHOOD MUTUAL INS CO	10	0	0.0%	2	-0.89	
777	UNISURED EMPLOYER FUND	10	0	0.0%	2	-0.89	
831	ZENITH INS CO	10	0	0.0%	2	-0.89	
149	ONE BEACON INS	9	1	11.1%	2		
442	GREAT AMERICAN INS CO	9	0	0.0%	2		
556	MICHIGANMUTUAL INS CO	9	1	11.1%	2		
737	ST PAUL FIRE & MARINE COMPANIES	9	3	33.3%	2		
752	PRAETORIAN INS CO	9	6	66.7%	2		
880	GREAT WEST CASUALTY CO	9	0	0.0%	2		
996	WESTERN REFINING	9	0	0.0%	2		
13	COSTCO WHOLESALE	8	0	0.0%	1		
747	STATE FARM FIRE & CASUALTY CO	8	0	0.0%	1		
990	NM RURAL ELECTRIC COOP ASSOC	8	0	0.0%	1		
<b>Total</b>		<b>4,839</b>	<b>884</b>	<b>18.3%</b>			

## LATE FILING E6 ITEMIZED: Initial Payment for Benefits Reports (CONT)

Carrier ID	Carrier Name	Number of ttd-ptd claims	Number Late	Late Ratio	Expected	Z- Score	Z > 2
671	EVEREST NATIONAL INS CO	7	1	14.3%	1		
743	REPUBLIC INDEMNITY CO OF AMERICA	7	0	0.0%	1		
919	CITY OF CARLSBAD	7	0	0.0%	1		
921	CITY OF LAS CRUCES	6	4	66.7%	1		
968	UNOCAL CORPORATION	6	3	50.0%	1		
483	LUMBERMENS UNDERWRITING ALLIANCE	5	0	0.0%	1		
764	MANUFACTURERS ALLIANCE INSURANCE COMPANY	5	0	0.0%	1		
833	CINCINNATI INS CO	5	1	20.0%	1		
103	CALIFORNIA INDEMNITY INS CO	4	1	25.0%	1		
122	MARKEL AMERICAN INS CO	4	0	0.0%	1		
707	ROYAL AND SUN ALLIANCE	4	4	100.0%	1		
756	WORK FIRST CASUALTY CO	4	2	50.0%	1		
762	ACCIDENT FUND INSURANCE COMPANY OF AMERICA	4	1	25.0%	1		
768	GUARANTEE INSURANCE COMPANY	4	3	75.0%	1		
789	WESTFIELD INSURANCE COMPANY	4	0	0.0%	1		
840	VANLINER INS CO	4	1	25.0%	1		
893	YASUDA FIRE & MARINE INS CO OF AMERICA	4	0	0.0%	1		
909	ARCHDIOCESE OF SANTA FE	4	3	75.0%	1		
101	BITUMINOUS CASUALTY CORPORATION	3	0	0.0%	1		
104	ADVANTAGE WORKERS' COMP	3	1	33.3%	1		
204	LEGION INSURANCE COMPANY	3	1	33.3%	1		
748	REDWOOD FIRE & CASUALTY	3	0	0.0%	1		
786	ULLICO CASUALTY COMPANY	3	0	0.0%	1		
800	STATE NATIONAL INSURANCE	3	1	33.3%	1		
922	CITY OF SANTA FE	3	0	0.0%	1		
947	PUBLIC SERVICE CO OF NM	3	0	0.0%	1		
16	TARGET STORES/DAYTON HUDSON	2	0	0.0%	0		
27	PAULA INS CO	2	2	100.0%	0		
43	HEALTHSOUTH REHAB CORP	2	1	50.0%	0		
83	NM BUILDING BRANCH AGC COMPTRUST	2	1	50.0%	0		
180	ACIG INS CO	2	0	0.0%	0		
<b>Total</b>		<b>4,839</b>	<b>884</b>	<b>18.3%</b>			

## LATE FILING E6 ITEMIZED: Initial Payment for Benefits Reports (CONT)

Carrier ID	Carrier Name	Number of ttd-ptd claims	Number Late	Late Ratio	Expected	Z-Score	Z > 2
250	CENTRAL MUTUAL INS CO	2	0	0.0%	0		
330	GENERAL CASUALTY INS CO	2	2	100.0%	0		
374	FARMERS ALLIANCE MUTUAL INS CO	2	0	0.0%	0		
512	NATIONAL INTERSTATE INS CO	2	0	0.0%	0		
735	SAFECO INS CO OF AMERICA	2	0	0.0%	0		
782	INT. BUSINESS AND MERCANTILE REASSURANCE	2	0	0.0%	0		
795	ACCIDENT FUND NATIONAL INS CO	2	1	50.0%	0		
956	SAN JUAN COUNTY	2	2	100.0%	0		
957	SANDIA CORPORATION	2	0	0.0%	0		
988	MECH CONTRACTORS ASSOC OF NM	2	0	0.0%	0		
6	RAMADA CLASSIC/LOS PUEBLOS LTD INC C/O OHMS	1	1	100.0%	0		
20	PROTECTION TECH OF LOS ALAMOS	1	0	0.0%	0		
28	HOSPITALITY WORK COMP SELF INS	1	0	0.0%	0		
76	DOLGENCORP INC.	1	0	0.0%	0		
102	COMBINED SPECIALTY INS GROUP	1	0	0.0%	0		
109	ALLIED MUTUAL INS	1	0	0.0%	0		
169	NATIONWIDE MUTUAL INS CO	1	0	0.0%	0		
171	BENCHMARK INS CO	1	0	0.0%	0		
267	AMERICAN MINING INSURANCE	1	0	0.0%	0		
347	FEDERATED RURAL ELECTRIC INS CORP	1	1	100.0%	0		
353	EMPLOYERS MUTUAL CASUALTY CO OF IOWA	1	0	0.0%	0		
431	GULF INS CO	1	0	0.0%	0		
435	HANOVER INS CO	1	0	0.0%	0		
451	MIDWEST EMPLOYERS CASUALTY CO	1	1	100.0%	0		
521	PHARMACISTS MUTUAL	1	0	0.0%	0		
647	PROTECTIVE INS CO	1	1	100.0%	0		
673	PREFERRED PROFESSIONAL INS CO	1	0	0.0%	0		
751	STAR INS CO	1	0	0.0%	0		
783	PROVIDENCE PROPERTY AND CASUALTY	1	0	0.0%	0		
797	UNITED PACIFIC INSURANCE COMPANY	1	0	0.0%	0		
799	SEQUIOA INSURANCE COMPANY	1	0	0.0%	0		
<b>Total</b>		<b>4,839</b>	<b>884</b>	<b>18.3%</b>			



LATE FILING E6 ITEMIZED: Initial Payment for Benefits Reports (CONT)

Carrier ID	Carrier Name	Number of ttd-ptd claims	Number Late	Late Ratio	Expected	Z-Score	Z > 2
822	UNIVERSAL UNDERWRITERS INS CO	1	1	100.0%	0		
902	ALBERTSONS INC	1	1	100.0%	0		
910	PINNACLE WEST CAPITAL CORP	1	0	0.0%	0		
920	CITY OF FARMINGTON	1	0	0.0%	0		
927	GROENDYKE TRANSPORT INC	1	0	0.0%	0		
928	DIOCESE OF LAS CURCES	1	0	0.0%	0		
950	LOS ALAMOS LABS	1	0	0.0%	0		
984	SUD--CHEMIE INC	1	0	0.0%	0		
<b>Total</b>		<b>4,839</b>	<b>884</b>	<b>18.3%</b>			

INSURER CLAIMS TOTAL REPORT

Carrier ID	Carrier Name	PAPER		EDI/WEB		EDI	Paper	Contested	Total	% EDI	Inpatient Reports
		Contested	Non-Contested	Contested	Non-Contested						
3	NM HEALTHCARE W C GROUP	0	0	2	34	36	0	2	36	100%	0
6	RAMADA CLASSIC/LOS PUEBLOS LTD INC C/O OHMS	1	0	0	0	0	1	1	1	0%	0
10	TOWN & COUNTRY FOOD STORES INC	2	8	0	0	0	10	2	10	0%	0
13	COSTCO WHOLESALE	0	0	0	8	8	0	0	8	100%	0
16	TARGET STORES/DAYTON HUDSON	0	0	0	2	2	0	0	2	100%	0
20	PROTECTION TECH OF LOS ALAMOS	0	0	1	0	1	0	1	1	100%	0
27	PAULA INS CO	2	0	0	0	0	2	2	2	0%	0
28	HOSPITALITY WORK COMP SELF INS	0	0	1	0	1	0	1	1	100%	0
43	HEALTHSOUTH REHAB CORP	0	0	0	2	2	0	0	2	100%	0
53	NM AUTOMOTIVE DEALERS ASSOCIATION	0	0	0	0	0	0	0	0	0%	1
76	DOLGENCORP INC.	1	0	0	0	0	1	1	1	0%	0
83	NM BUILDING BRANCH AGC COMPTRUST	1	1	0	0	0	2	1	2	0%	0
100	WESTCO INSURANCE	1	1	0	14	14	2	1	16	88%	0
101	BITUMINOUS CASUALTY CORPORATION	0	0	1	2	3	0	1	3	100%	0
102	COMBINED SPECIALTY INS GROUP	0	0	0	1	1	0	0	1	100%	0
103	CALIFORNIA INDEMNITY INS CO	0	0	1	3	4	0	1	4	100%	0
104	ADVANTAGE WORKERS' COMP	1	2	0	0	0	3	1	3	0%	0
109	ALLIED MUTUAL INS	0	0	0	1	1	0	0	1	100%	0
121	ACE USA	3	0	39	324	363	3	42	366	99%	22
122	MARKEL AMERICAN INS CO	0	0	0	4	4	0	0	4	100%	0
123	CNA INS COMPANIES	0	0	13	100	113	0	13	113	100%	4
128	FIRST AMERICAN INS CO	0	0	1	16	17	0	1	17	100%	0
140	ARGONAUT	1	0	5	21	26	1	6	27	96%	0
149	ONE BEACON INS	0	0	0	9	9	0	0	9	100%	0
169	NATIONWIDE MUTUAL INS CO	0	0	0	1	1	0	0	1	100%	0
171	BENCHMARK INS CO	0	1	0	0	0	1	0	1	0%	0
173	BROTHERHOOD MUTUAL INS CO	0	0	1	9	10	0	1	10	100%	0
178	CHUBB GROUP OF INS COMPANIES	0	0	4	7	11	0	4	11	100%	0
180	ACIG INS CO	0	0	1	1	2	0	1	2	100%	0
204	LEGION INSURANCE COMPANY	0	0	0	3	3	0	0	3	100%	0
211	AMERICAN INTERNATIONAL GROUP	16	2	74	348	422	18	90	440	96%	24
<b>Total</b>		<b>202</b>	<b>404</b>	<b>543</b>	<b>3,690</b>	<b>4,233</b>	<b>606</b>	<b>745</b>	<b>4,839</b>	<b>87%</b>	<b>501</b>

INSURER CLAIMS TOTAL REPORT (CONT)

Carrier ID	Carrier Name	PAPER		EDI/WEB		EDI	Paper	Contested	Total	% EDI	Inpatient Reports
		Contested	Non-Contested	Contested	Non-Contested						
222	CRUM & FORSTER INS CO	1	0	4	12	16	1	5	17	94%	0
223	ZURICH AMERICAN INS GROUP	18	5	42	218	260	23	60	283	92%	20
250	CENTRAL MUTUAL INS CO	0	0	0	2	2	0	0	2	100%	0
267	AMERICAN MINING INSURANCE	0	0	0	1	1	0	0	1	100%	0
315	FARMLAND INS CO	0	0	3	18	21	0	3	21	100%	0
324	FIREMAN'S FUND INS CO	1	1	14	141	155	2	15	157	99%	0
330	GENERAL CASUALTY INS CO	0	0	1	1	2	0	1	2	100%	0
347	FEDERATED RURAL ELECTRIC INS CORP	0	0	1	0	1	0	1	1	100%	0
353	EMPLOYERS MUTUAL CASUALTY CO OF IOWA	0	0	1	0	1	0	1	1	100%	0
364	FEDERATED MUTUAL INS CO	0	0	3	14	17	0	3	17	100%	5
374	FARMERS ALLIANCE MUTUAL INS CO	0	0	1	1	2	0	1	2	100%	0
377	FARMERS INS EXCHANGE	2	0	12	51	63	2	14	65	97%	0
404	HARTFORD INS GROUP	0	1	33	181	214	1	33	215	100%	40
431	GULF INS CO	0	0	0	1	1	0	0	1	100%	0
435	HANOVER INS CO	1	0	0	0	0	1	1	1	0%	0
442	GREAT AMERICAN INS CO	0	0	0	9	9	0	0	9	100%	0
451	MIDWEST EMPLOYERS CASUALTY CO	0	0	0	1	1	0	0	1	100%	2
456	LIBERTY MUTUAL INS CO	8	7	38	193	231	15	46	246	94%	63
483	LUMBERMENS UNDERWRITING ALLIANCE	0	0	1	4	5	0	1	5	100%	0
512	NATIONAL INTERSTATE INS CO	0	0	0	2	2	0	0	2	100%	0
516	MOUNTAIN STATES MUTUAL CASUALTY	0	1	4	48	52	1	4	53	98%	11
518	NATIONAL AMERICAN INS CO	0	1	5	15	20	1	5	21	95%	0
521	PHARMACISTS MUTUAL	0	0	0	1	1	0	0	1	100%	0
522	NM MUTUAL CASUALTY CO	1	0	58	592	650	1	59	651	100%	152
556	MICHIGANMUTUAL INS CO	0	0	0	9	9	0	0	9	100%	0
612	PENNSYLVANIA MANUFACTURERS ASSOCIATION	0	0	0	11	11	0	0	11	100%	0
615	OLD REPUBLIC INS CO	0	0	5	22	27	0	5	27	100%	1
647	PROTECTIVE INS CO	0	0	0	1	1	0	0	1	100%	0
671	EVEREST NATIONAL INS CO	1	0	0	6	6	1	1	7	86%	1
673	PREFERRED PROFESSIONAL INS CO	0	0	0	1	1	0	0	1	100%	0
707	ROYAL AND SUN ALLIANCE	0	0	0	4	4	0	0	4	100%	0
<b>Total</b>		<b>202</b>	<b>404</b>	<b>543</b>	<b>3,690</b>	<b>4,233</b>	<b>606</b>	<b>745</b>	<b>4,839</b>	<b>87%</b>	<b>501</b>

INSURER CLAIMS TOTAL REPORT (CONT)

Carrier ID	Carrier Name	PAPER		EDI/WEB		EDI	Paper	Contested	Total	% EDI	Inpatient Reports
		Contested	Non-Contested	Contested	Non-Contested						
713	TRAVELERS INS CO	18	1	13	173	186	19	31	205	91%	88
735	SAFECO INS CO OF AMERICA	0	0	1	1	2	0	1	2	100%	0
737	ST PAUL FIRE & MARINE COMPANIES	1	0	3	5	8	1	4	9	89%	4
743	REPUBLIC INDEMNITY CO OF AMERICA	0	0	2	5	7	0	2	7	100%	1
747	STATE FARM FIRE & CASUALTY CO	0	0	1	7	8	0	1	8	100%	1
748	REDWOOD FIRE & CASUALTY	0	0	0	3	3	0	0	3	100%	0
750	REPUBLIC COMPANIES GROUP	6	0	6	26	32	6	12	38	84%	0
751	STAR INS CO	0	0	0	1	1	0	0	1	100%	0
752	PRAETORIAN INS CO	0	0	1	8	9	0	1	9	100%	0
755	SENTRY INS CO	0	0	2	25	27	0	2	27	100%	0
756	WORK FIRST CASUALTY CO	0	0	0	4	4	0	0	4	100%	0
762	ACCIDENT FUND INS CO OF AMERICA	0	0	0	4	4	0	0	4	100%	0
764	MANUFACTURERS ALLIANCE INSURANCE COMPANY	0	0	1	4	5	0	1	5	100%	0
768	GUARANTEE INSURANCE COMPANY	0	0	0	4	4	0	0	4	100%	0
777	UNISURED EMPLOYER FUND	0	0	9	1	10	0	9	10	100%	0
781	NM PROPERTY AND CASUALTY CO	0	0	2	29	31	0	2	31	100%	8
782	INT. BUSINESS AND MERCANTILE REASSURANCE	0	0	0	2	2	0	0	2	100%	0
783	PROVIDENCE PROPERTY AND CASUALTY	0	0	0	1	1	0	0	1	100%	0
786	ULLICO CASUALTY COMPANY	0	0	0	3	3	0	0	3	100%	0
789	WESTFIELD INSURANCE COMPANY	0	0	0	4	4	0	0	4	100%	0
794	TOWER GROUP COMPANY	0	0	0	12	12	0	0	12	100%	0
795	ACCIDENT FUND NATIONAL INS CO	0	0	0	2	2	0	0	2	100%	0
797	UNITED PACIFIC INSURANCE COMPANY	0	0	0	1	1	0	0	1	100%	0
798	ACUITY INSURANCE	0	0	3	12	15	0	3	15	100%	0
799	SEQUIOA INSURANCE COMPANY	0	0	1	0	1	0	1	1	100%	0
800	STATE NATIONAL INSURANCE	0	0	1	2	3	0	1	3	100%	0
808	SAFETY NATIONAL CASUALTY CORPORATION	0	2	1	9	10	2	1	12	83%	9
822	UNIVERSAL UNDERWRITERS INS CO	1	0	0	0	0	1	1	1	0%	0
831	ZENITH INS CO	0	0	0	10	10	0	0	10	100%	2
832	UNION STANDARD INSURANCE	0	0	4	34	38	0	4	38	100%	0
833	CINCINNATI INS CO	2	2	0	1	1	4	2	5	20%	0
<b>Total</b>		<b>202</b>	<b>404</b>	<b>543</b>	<b>3,690</b>	<b>4,233</b>	<b>606</b>	<b>745</b>	<b>4,839</b>	<b>87%</b>	<b>501</b>

INSURER CLAIMS TOTAL REPORT (CONT)

Carrier ID	Carrier Name	PAPER		EDI/WEB		EDI	Paper	Contested	Total	% EDI	Inpatient Reports
		Contested	Non-Contested	Contested	Non-Contested						
840	VANLINER INS CO	1	0	0	3	3	1	1	4	75%	0
860	XL SPECIALTY INS CO	0	0	5	20	25	0	5	25	100%	0
880	GREAT WEST CASUALTY CO	0	0	0	9	9	0	0	9	100%	0
888	WAUSAU UNDERWRITERS INS CO	2	0	14	60	74	2	16	76	97%	0
893	YASUDA FIRE & MARINE INS CO OF AMERICA	0	0	1	3	4	0	1	4	100%	0
901	ABF FREIGHT SYSTEM INC	0	0	2	9	11	0	2	11	100%	2
902	ALBERTSONS INC	0	0	0	1	1	0	0	1	100%	0
904	ALBUQUERQUE PUBLIC SCHOOLS	0	0	2	27	29	0	2	29	100%	9
909	ARCHDIOCESE OF SANTA FE	0	4	0	0	0	4	0	4	0%	0
910	PINNACLE WEST CAPITAL CORP	0	0	0	1	1	0	0	1	100%	0
918	CITY OF ALBUQUERQUE	7	0	11	74	85	7	18	92	92%	0
919	CITY OF CARLSBAD	0	0	0	7	7	0	0	7	100%	1
920	CITY OF FARMINGTON	0	0	0	1	1	0	0	1	100%	0
921	CITY OF LAS CRUCES	4	0	1	1	2	4	5	6	33%	0
922	CITY OF SANTA FE	0	0	0	3	3	0	0	3	100%	0
927	GROENDYKE TRANSPORT INC	0	0	0	1	1	0	0	1	100%	0
928	DIOCESE OF LAS CURCES	0	0	0	1	1	0	0	1	100%	0
936	INTEL CORPORATION	0	0	0	10	10	0	0	10	100%	0
940	BUILDERS TRUST	34	29	13	80	93	63	47	156	60%	18
944	PHELPS DODGE CORP	0	0	3	8	11	0	3	11	100%	0
947	PUBLIC SERVICE CO OF NM	0	0	2	1	3	0	2	3	100%	0
950	LOS ALAMOS LABS	0	0	0	1	1	0	0	1	100%	1
951	STATE OF NM RISK MGMT DIVISION	10	1	40	262	302	11	50	313	96%	0
956	SAN JUAN COUNTY	2	0	0	0	0	2	2	2	0%	0
957	SANDIA CORPORATION	0	0	1	1	2	0	1	2	100%	0
959	THE KROGER CO	0	0	4	13	17	0	4	17	100%	0
960	PRESBYTERIAN HEALTHCARE SERVICES	0	0	3	77	80	0	3	80	100%	0
962	ST VINCENT HOSPITAL	0	0	4	23	27	0	4	27	100%	2
968	UNOCAL CORPORATION	1	0	0	5	5	1	1	6	83%	0
973	ALLSUP ENTERPRISES INC	3	14	0	0	0	17	3	17	0%	0
981	NM SELF INSURERS FUND	3	72	0	0	0	75	3	75	0%	3
<b>Total</b>		<b>202</b>	<b>404</b>	<b>543</b>	<b>3,690</b>	<b>4,233</b>	<b>606</b>	<b>745</b>	<b>4,839</b>	<b>87%</b>	<b>501</b>

INSURER CLAIMS TOTAL REPORT (CONT)

Carrier ID	Carrier Name	PAPER		EDI/WEB		EDI	Paper	Contested	Total	% EDI	Inpatient Reports
		Contested	Non-Contested	Contested	Non-Contested						
982	FEDERAL EXPRESS CORP	0	0	1	19	20	0	1	20	100%	0
984	SUD--CHEMIE INC	0	0	0	1	1	0	0	1	100%	0
988	MECH CONTRACTORS ASSOC OF NM	0	0	0	2	2	0	0	2	100%	0
990	NM RURAL ELECTRIC COOP ASSOC	0	0	0	8	8	0	0	8	100%	1
992	FOOD INDUSTRY SELF INS FUND OF NM	22	145	0	0	0	167	22	167	0%	0
993	NM ASSN. OF COUNTIES INS AUTHORITY	21	103	0	0	0	124	21	124	0%	0
994	NM PUBLIC SCHOOLS	2	0	10	52	62	2	12	64	97%	0
995	NM HOSPITAL WORK COMP GROUP	0	0	4	35	39	0	4	39	100%	5
996	WESTERN REFINING	0	0	1	8	9	0	1	9	100%	0
<b>Total</b>		<b>202</b>	<b>404</b>	<b>543</b>	<b>3,690</b>	<b>4,233</b>	<b>606</b>	<b>745</b>	<b>4,839</b>	<b>87%</b>	<b>501</b>