



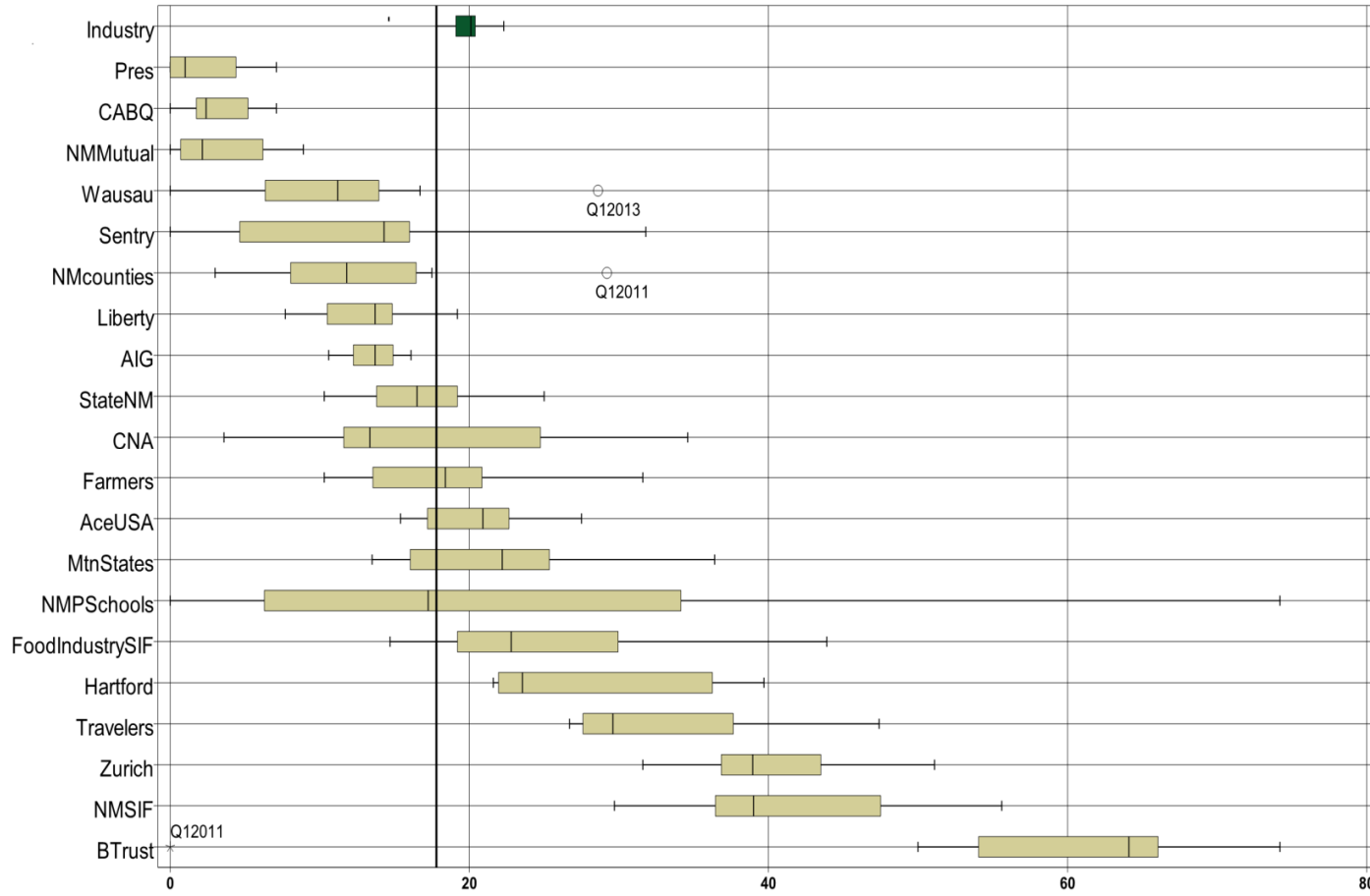
SECOND QUARTER CY 2013 INSURER SCORECARD

CONTENTS

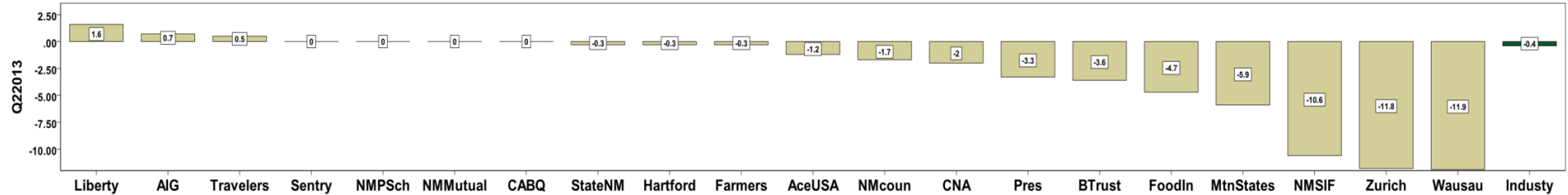
LATE FILING E1 TREND: First Report of Injury or Illness	1
LATE FILING E1 ITEMIZED: First Report of Injury or Illness (CONT)	2
LATE FILING E1 ITEMIZED: First Report of Injury or Illness (CONT)	3
LATE FILING E1 ITEMIZED: First Report of Injury or Illness (CONT)	4
LATE FILING E1 ITEMIZED: First Report of Injury or Illness (CONT)	5
LATE PAYMENT OF INITIAL BENEFITS TREND: Large Carrier Report.....	6
LATE PAYMENT OF INITIAL BENEFITS ITEMIZED: Large Carrier Report (CONT)	7
LATE PAYMENT OF INITIAL BENEFITS ITEMIZED: Large Carrier Report (CONT)	8
LATE PAYMENT OF INITIAL BENEFITS ITEMIZED: Large Carrier Report (CONT)	9
LATE FILING E6 TREND: Initial Payment for Benefits Reports	10
LATE FILING E6 ITEMIZED: Initial Payment for Benefits Reports (CONT)	11
LATE FILING E6 ITEMIZED: Initial Payment for Benefits Reports (CONT)	12
LATE FILING E6 ITEMIZED: Initial Payment for Benefits Reports (CONT)	13
LATE FILING E6 ITEMIZED: Initial Payment for Benefits Reports (CONT)	14
INSURER CLAIMS TOTAL REPORT	15
INSURER CLAIMS TOTAL REPORT (CONT)	16
INSURER CLAIMS TOTAL REPORT (CONT)	17
INSURER CLAIMS TOTAL REPORT (CONT)	18

Produced by the Economic Research Bureau
 Richard Adu-Asamoah, Bureau Chief
 John Keck, Economist

LATE FILING E1 TREND: First Report of Injury or Illness



Q2 CY 2013 Claim Summary		
Carrier Name	No.	% Late
ACE USA	138	20
AIG	147	14
BUILDERS TRUST	40	50
CABQ	28	0
C N A	28	4
FARMERS	32	31
FISIF	75	15
HARTFORD	83	22
LIBERTY MUTUAL	55	16
MOUNTAIN STATES	22	23
NM COUNTIES	58	9
NM MUTUAL	263	0
NM PUBSCHOOLS	N/A	N/A
NM SIF	40	45
PRESBYTERIAN	26	4
SENTRY	11	0
STATE OF NM	117	10
TRAVELERS	76	47
WAUSAU	12	17
ZURICH AMERICAN	69	39
Industry Average	1773	18%



LATE FILING E1 ITEMIZED: First Report of Injury or Illness (CONT)

Carrier ID	Carrier Name	Number of ttd-ptd claims	Number Late	Late Ratio	Expected	Z-Score	Z > 2
100	WESTCO INSURANCE	13	7	53.8%	2	2.16	*****
940	BUILDERS TRUST	40	20	50.0%	7	1.93	
713	TRAVELERS INS CO	76	36	47.4%	14	1.77	
981	NM SELF INSURERS FUND	40	18	45.0%	7	1.63	
223	ZURICH AMERICAN INS GROUP	89	35	39.3%	16	1.29	
178	CHUBB GROUP OF INS COMPANIES	11	4	36.4%	2	1.11	
615	OLD REPUBLIC INS CO	11	4	36.4%	2	1.11	
377	FARMERS INS EXCHANGE	32	10	31.3%	6	0.80	
364	FEDERATED MUTUAL INS CO	10	3	30.0%	2	0.73	
973	ALLSUP ENTERPRISES INC	11	3	27.3%	2	0.57	
516	MOUNTAIN STATES MUTUAL CASUALTY	22	5	22.7%	4	0.29	
404	HARTFORD INS GROUP	83	18	21.7%	15	0.23	
121	ACE USA	138	27	19.6%	25	0.10	
904	ALBUQUERQUE PUBLIC SCHOOLS	53	9	17.0%	9	-0.05	
888	WAUSAU UNDERWRITERS INS CO	12	2	16.7%	2	-0.07	
456	LIBERTY MUTUAL INS CO	55	9	16.4%	10	-0.09	
992	FOOD INDUSTRY SELF INS FUND OF NM	75	11	14.7%	13	-0.19	
211	AMERICAN INTERNATIONAL GROUP	147	20	13.6%	26	-0.25	
860	XL SPECIALTY INS CO	17	2	11.8%	3	-0.36	
951	STATE OF NM RISK MGMT DIVISION	117	12	10.3%	21	-0.45	
993	NM ASSN. OF COUNTIES INS AUTHORITY	58	5	8.6%	10	-0.55	
324	FIREMAN'S FUND INS CO	73	5	6.8%	13	-0.66	
962	ST VINCENT HOSPITAL	16	1	6.3%	3	-0.69	
960	PRESBYTERIAN HEALTHCARE SERVICES	26	1	3.8%	5	-0.84	
123	CNA INS COMPANIES	28	1	3.6%	5	-0.85	
522	NM MUTUAL CASUALTY CO	263	0	0.0%	47	-1.07	
918	CITY OF ALBUQUERQUE	28	0	0.0%	5	-1.07	
995	NM HOSPITAL WORK COMP GROUP	21	0	0.0%	4	-1.07	
959	THE KROGER CO	12	0	0.0%	2	-1.07	
755	SENTRY INS CO	11	0	0.0%	2	-1.07	
122	MARKEL AMERICAN INS CO	9	4	44.4%	2		
Totals		1,773	316	17.8%			

LATE FILING E1 ITEMIZED: First Report of Injury or Illness (CONT)

Carrier ID	Carrier Name	Number of ttd-ptd claims	Number Late	Late Ratio	Expected	Z-Score	Z > 2
315	FARMLAND INS CO	9	2	22.2%	2		
3	NM HEALTHCARE W C GROUP	8	1	12.5%	1		
996	WESTERN REFINING	8	0	0.0%	1		
54	TECHNOLOGY INS CO	7	2	28.6%	1		
140	ARGONAUT	6	2	33.3%	1		
798	ACUITY INSURANCE	6	1	16.7%	1		
833	CINCINNATI INS CO	6	3	50.0%	1		
919	CITY OF CARLSBAD	5	0	0.0%	1		
10	TOWN & COUNTRY FOOD STORES INC	4	1	25.0%	1		
101	BITUMINOUS CASUALTY CORPORATION	4	3	75.0%	1		
518	NATIONAL AMERICAN INS CO	4	1	25.0%	1		
556	MICHIGANMUTUAL INS CO	4	1	25.0%	1		
612	PENNSYLVANIA MANUFACTURERS ASSOCIATION	4	0	0.0%	1		
747	STATE FARM FIRE & CASUALTY CO	4	1	25.0%	1		
750	REPUBLIC COMPANIES GROUP	4	2	50.0%	1		
752	PRAETORIAN INS CO	4	2	50.0%	1		
764	MANUFACTURERS ALLIANCE INSURANCE COMPANY	4	2	50.0%	1		
880	GREAT WEST CASUALTY CO	4	1	25.0%	1		
944	FREEMPORT-MCMORAN CORPORATION	4	1	25.0%	1		
982	FEDERAL EXPRESS CORP	4	2	50.0%	1		
13	COSTCO WHOLESALE	3	0	0.0%	1		
83	NM BUILDING BRANCH AGC COMPTRUST	3	0	0.0%	1		
104	ADVANTAGE WORKERS' COMP	3	3	100.0%	1		
128	FIRST AMERICAN INS CO	3	2	66.7%	1		
179	CHURCH MUTUAL INS CO	3	1	33.3%	1		
204	LEGION INSURANCE COMPANY	3	1	33.3%	1		
647	PROTECTIVE INS CO	3	1	33.3%	1		
789	WESTFIELD INSURANCE COMPANY	3	1	33.3%	1		
794	TOWER GROUP COMPANY	3	2	66.7%	1		
808	SAFETY NATIONAL CASUALTY CORPORATION	3	0	0.0%	1		
315	FARMLAND INS CO	9	2	22.2%	2		
Totals		1,773	316	17.8%			

LATE FILING E1 ITEMIZED: First Report of Injury or Illness (CONT)

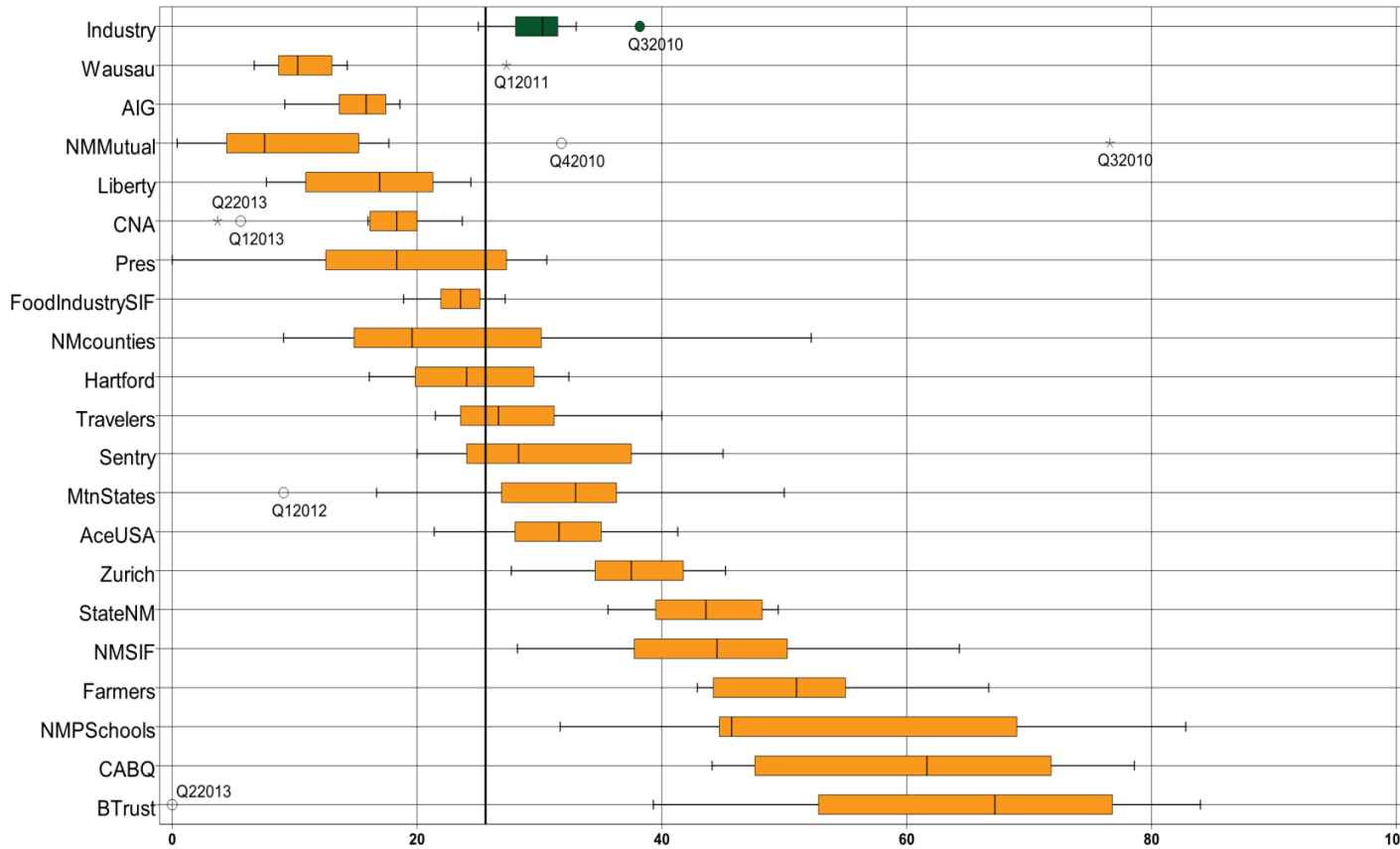
Carrier ID	Carrier Name	Number of ttd- ptd claims	Number Late	Late Ratio	Expected	Z-Score	Z > 2
832	UNION STANDARD INSURANCE	3	0	0.0%	1		
901	ABF FREIGHT SYSTEM INC	3	0	0.0%	1		
149	ONE BEACON INS	2	0	0.0%	0		
435	HANOVER INS CO	2	0	0.0%	0		
781	NM PROPERTY AND CASUALTY CO	2	0	0.0%	0		
786	ULLICO CASUALTY COMPANY	2	1	50.0%	0		
831	ZENITH INS CO	2	0	0.0%	0		
936	INTEL CORPORATION	2	0	0.0%	0		
955	HONEYWELL INC, RISK MGMT	2	1	50.0%	0		
43	HEALTHSOUTH REHAB CORP	1	0	0.0%	0		
76	DOLGENCORP INC.	1	0	0.0%	0		
102	COMBINED SPECIALTY INS GROUP	1	0	0.0%	0		
103	CALIFORNIA INDEMNITY INS CO	1	0	0.0%	0		
173	BROTHERHOOD MUTUAL INS CO	1	0	0.0%	0		
222	CRUM & FORSTER INS CO	1	0	0.0%	0		
267	AMERICAN MINING INSURANCE	1	0	0.0%	0		
359	ELECTRIC INS CO	1	0	0.0%	0		
442	GREAT AMERICAN INS CO	1	0	0.0%	0		
483	LUMBERMENS UNDERWRITING ALLIANCE	1	0	0.0%	0		
613	OHIO CASUALTY INS CO	1	1	100.0%	0		
671	EVEREST NATIONAL INS CO	1	1	100.0%	0		
737	ST PAUL FIRE & MARINE COMPANIES	1	0	0.0%	0		
751	STAR INS CO	1	0	0.0%	0		
756	WORK FIRST CASUALTY CO	1	0	0.0%	0		
761	GREAT DIVIDE INSURANCE COMPANY	1	0	0.0%	0		
765	T.H.E.INSURANCE COMPANY	1	0	0.0%	0		
767	ALASKA NATIONAL INSURANCE COMPANY	1	0	0.0%	0		
782	INT. BUSINESS AND MERCANTILE REASSURANCE	1	0	0.0%	0		
790	SEABRIGHT INS CO	1	1	100.0%	0		
909	ARCHDIOCESE OF SANTA FE	1	0	0.0%	0		
832	UNION STANDARD INSURANCE	3	0	0.0%	1		
Totals		914	166	22.6%			

LATE FILING E1 ITEMIZED: First Report of Injury or Illness (CONT)

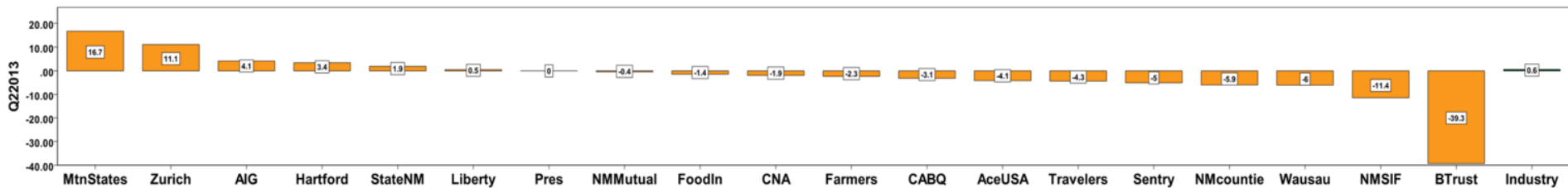
Carrier ID	Carrier Name	Number of ttd- ptd claims	Number Late	Late Ratio	Expected	Z-Score	Z > 2
920	CITY OF FARMINGTON	1	0	0.0%	0		
968	UNOCAL CORPORATION	1	0	0.0%	0		

Totals		1,773	316	17.8%			
--------	--	--------------	------------	--------------	--	--	--

LATE PAYMENT OF INITIAL BENEFITS TREND: Large Carrier Report



Q2 CY 2013 Claim Summary		
Carrier Name	No.	% Late
ACE USA	136	28
AIG	128	13
BUILDERS TRUST	38	0
CABQ	26	62
C N A	27	4
FARMERS	30	53
FISIF	72	17
HARTFORD	81	26
LIBERTY MUTUAL	49	8
MOUNTAIN STATES	20	50
NM COUNTIES	54	20
NM MUTUAL	255	0
NM PUBSCHOOLS	N/A	N/A
NM SIF	343	53
PRESBYTERIAN	24	17
SENTRY	10	20
STATE OF NM	111	50
TRAVELERS	70	36
WAUSAU	12	8
ZURICH AMERICAN	84	45
Industry Average	1661	26%



LATE PAYMENT OF INITIAL BENEFITS ITEMIZED: Large Carrier Report (CONT)

Carrier ID	Carrier Name	Number of ttd-ptd claims	Number Late	Late Ratio	Expected	Z-Score	Z > 2
904	ALBUQUERQUE PUBLIC SCHOOLS	51	43	84.3%	13	2.57	*****
918	CITY OF ALBUQUERQUE	26	16	61.5%	7	1.58	
100	WESTCO INSURANCE	12	7	58.3%	3	1.43	
377	FARMERS INS EXCHANGE	30	16	53.3%	8	1.22	
981	NM SELF INSURERS FUND	34	18	52.9%	9	1.20	
516	MOUNTAIN STATES MUTUAL CASUALTY	20	10	50.0%	5	1.07	
951	STATE OF NM RISK MGMT DIVISION	111	55	49.5%	28	1.05	
223	ZURICH AMERICAN INS GROUP	84	38	45.2%	22	0.86	
615	OLD REPUBLIC INS CO	10	4	40.0%	3	0.63	
713	TRAVELERS INS CO	70	25	35.7%	18	0.44	
962	ST VINCENT HOSPITAL	16	5	31.3%	4	0.25	
121	ACE USA	136	38	27.9%	35	0.10	
404	HARTFORD INS GROUP	81	21	25.9%	21	0.01	
992	FOOD INDUSTRY SELF INS FUND OF NM	72	17	23.6%	18	-0.09	
993	NM ASSN. OF COUNTIES INS AUTHORITY	54	11	20.4%	14	-0.23	
755	SENTRY INS CO	10	2	20.0%	3	-0.25	
960	PRESBYTERIAN HEALTHCARE SERVICES	24	4	16.7%	6	-0.39	
959	THE KROGER CO	12	2	16.7%	3	-0.39	
211	AMERICAN INTERNATIONAL GROUP	128	17	13.3%	33	-0.54	
995	NM HOSPITAL WORK COMP GROUP	18	2	11.1%	5	-0.64	
364	FEDERATED MUTUAL INS CO	10	1	10.0%	3	-0.69	
973	ALLSUP ENTERPRISES INC	10	1	10.0%	3	-0.69	
888	WAUSAU UNDERWRITERS INS CO	12	1	8.3%	3	-0.76	
456	LIBERTY MUTUAL INS CO	49	4	8.2%	13	-0.77	
324	FIREMAN'S FUND INS CO	71	5	7.0%	18	-0.82	
860	XL SPECIALTY INS CO	16	1	6.3%	4	-0.85	
123	CNA INS COMPANIES	27	1	3.7%	7	-0.96	
522	NM MUTUAL CASUALTY CO	255	1	0.4%	65	-1.11	
940	BUILDERS TRUST	38	0	0.0%	10	-1.13	
122	MARKEL AMERICAN INS CO	9	3	33.3%	2		
178	CHUBB GROUP OF INS COMPANIES	9	2	22.2%	2		
Totals		1,661	426	25.6%			

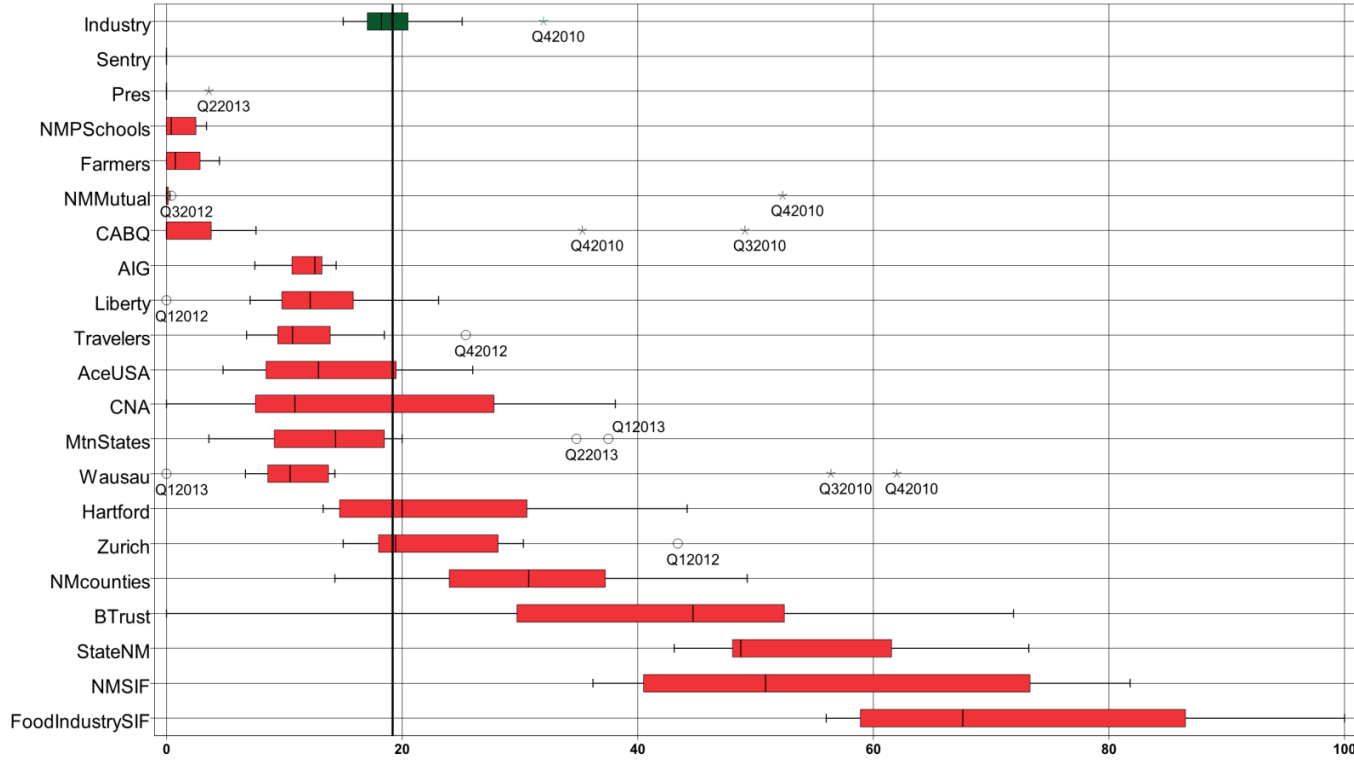
LATE PAYMENT OF INITIAL BENEFITS ITEMIZED: Large Carrier Report (CONT)

Carrier ID	Carrier Name	Number of ttd-ptd claims	Number Late	Late Ratio	Expected	Z-Score	Z > 2
315	FARMLAND INS CO	8	2	25.0%	2		
3	NM HEALTHCARE W C GROUP	7	4	57.1%	2		
54	TECHNOLOGY INS CO	7	6	85.7%	2		
833	CINCINNATI INS CO	6	2	33.3%	2		
996	WESTERN REFINING	6	0	0.0%	2		
798	ACUITY INSURANCE	5	4	80.0%	1		
919	CITY OF CARLSBAD	5	0	0.0%	1		
101	BITUMINOUS CASUALTY CORPORATION	4	1	25.0%	1		
518	NATIONAL AMERICAN INS CO	4	2	50.0%	1		
556	MICHIGANMUTUAL INS CO	4	1	25.0%	1		
612	PENNSYLVANIA MANUFACTURERS ASSOCIATION	4	0	0.0%	1		
747	STATE FARM FIRE & CASUALTY CO	4	2	50.0%	1		
764	MANUFACTURERS ALLIANCE INSURANCE COMPANY	4	3	75.0%	1		
982	FEDERAL EXPRESS CORP	4	1	25.0%	1		
10	TOWN & COUNTRY FOOD STORES INC	3	0	0.0%	1		
13	COSTCO WHOLESALE	3	0	0.0%	1		
83	NM BUILDING BRANCH AGC COMPTRUST	3	0	0.0%	1		
104	ADVANTAGE WORKERS' COMP	3	1	33.3%	1		
128	FIRST AMERICAN INS CO	3	2	66.7%	1		
179	CHURCH MUTUAL INS CO	3	2	66.7%	1		
204	LEGION INSURANCE COMPANY	3	3	100.0%	1		
750	REPUBLIC COMPANIES GROUP	3	3	100.0%	1		
752	PRAETORIAN INS CO	3	0	0.0%	1		
789	WESTFIELD INSURANCE COMPANY	3	1	33.3%	1		
794	TOWER GROUP COMPANY	3	3	100.0%	1		
832	UNION STANDARD INSURANCE	3	1	33.3%	1		
880	GREAT WEST CASUALTY CO	3	2	66.7%	1		
901	ABF FREIGHT SYSTEM INC	3	2	66.7%	1		
944	FREEMPORT-MCMORAN CORPORATION	3	0	0.0%	1		
140	ARGONAUT	2	0	0.0%	1		
315	FARMLAND INS CO	8	2	25.0%	2		
Totals		1,661	426	25.6%			

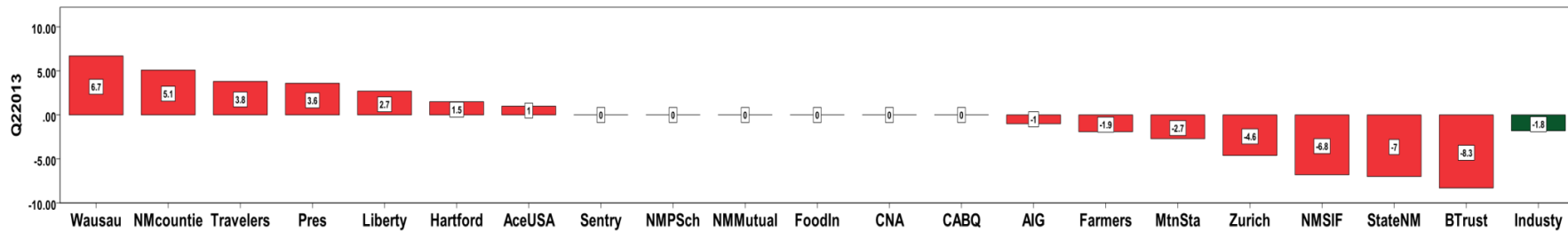
LATE PAYMENT OF INITIAL BENEFITS ITEMIZED: Large Carrier Report (CONT)

Carrier ID	Carrier Name	Number of ttd- ptd claims	Number Late	Late Ratio	Expected	Z-Score	Z > 2
149	ONE BEACON INS	2	0	0.0%	1		
435	HANOVER INS CO	2	0	0.0%	1		
647	PROTECTIVE INS CO	2	1	50.0%	1		
781	NM PROPERTY AND CASUALTY CO	2	0	0.0%	1		
786	ULLICO CASUALTY COMPANY	2	2	100.0%	1		
808	SAFETY NATIONAL CASUALTY CORPORATION	2	0	0.0%	1		
831	ZENITH INS CO	2	0	0.0%	1		
936	INTEL CORPORATION	2	0	0.0%	1		
955	HONEYWELL INC, RISK MGMT	2	1	50.0%	1		
43	HEALTHSOUTH REHAB CORP	1	0	0.0%	0		
102	COMBINED SPECIALTY INS GROUP	1	0	0.0%	0		
103	CALIFORNIA INDEMNITY INS CO	1	1	100.0%	0		
173	BROTHERHOOD MUTUAL INS CO	1	0	0.0%	0		
222	CRUM & FORSTER INS CO	1	0	0.0%	0		
267	AMERICAN MINING INSURANCE	1	0	0.0%	0		
359	ELECTRIC INS CO	1	0	0.0%	0		
442	GREAT AMERICAN INS CO	1	0	0.0%	0		
483	LUMBERMENS UNDERWRITING ALLIANCE	1	0	0.0%	0		
671	EVEREST NATIONAL INS CO	1	1	100.0%	0		
737	ST PAUL FIRE & MARINE COMPANIES	1	0	0.0%	0		
751	STAR INS CO	1	0	0.0%	0		
756	WORK FIRST CASUALTY CO	1	0	0.0%	0		
761	GREAT DIVIDE INSURANCE COMPANY	1	0	0.0%	0		
765	T.H.E.INSURANCE COMPANY	1	0	0.0%	0		
767	ALASKA NATIONAL INSURANCE COMPANY	1	1	100.0%	0		
782	INT. BUSINESS AND MERCANTILE REASSURANCE	1	0	0.0%	0		
909	ARCHDIOCESE OF SANTA FE	1	0	0.0%	0		
968	UNOCAL CORPORATION	1	0	0.0%	0		
Totals		1,661	426	25.6%			

LATE FILING E6 TREND: Initial Payment for Benefits Reports



Q2 CY 2013 Claim Summary		
Carrier Name	No.	% Late
ACE USA	155	6
AIG	174	8
BUILDERS TRUST	44	64
CABQ	28	0
C N A	30	0
FARMERS	39	3
FISIF	83	100
HARTFORD	88	15
LIBERTY MUTUAL	71	14
MOUNTAIN STATES	23	35
NM COUNTIES	67	49
NM MUTUAL	277	0
NM		
PUBSCHOOLS	2	0
NM SIF	47	53
PRESBYTERIAN	28	4
SENTRY	16	0
STATE OF NM	126	44
TRAVELERS	81	19
WAUSAU	15	7
Zurich	98	19
Industry Average	1,010	21%



LATE FILING E6 ITEMIZED: Initial Payment for Benefits Reports (CONT)

Carrier ID	Carrier Name	Number of ttd-ptd claims	Number Late	Late Ratio	Expected	Z-Score	Z > 2
992	FOOD INDUSTRY SELF INS FUND OF NM	83	83	100.0%	16	2.91	*****
973	ALLSUP ENTERPRISES INC	11	11	100.0%	2	2.91	*****
940	BUILDERS TRUST	44	28	63.6%	8	1.60	
981	NM SELF INSURERS FUND	47	25	53.2%	9	1.23	
993	NM ASSN. OF COUNTIES INS AUTHORITY	67	33	49.3%	13	1.08	
951	STATE OF NM RISK MGMT DIVISION	126	56	44.4%	24	0.91	
516	MOUNTAIN STATES MUTUAL CASUALTY	23	8	34.8%	4	0.56	
615	OLD REPUBLIC INS CO	15	3	20.0%	3	0.03	
223	ZURICH AMERICAN INS GROUP	98	19	19.4%	19	0.01	
713	TRAVELERS INS CO	81	15	18.5%	16	-0.03	
404	HARTFORD INS GROUP	88	13	14.8%	17	-0.16	
456	LIBERTY MUTUAL INS CO	71	10	14.1%	14	-0.19	
860	XL SPECIALTY INS CO	18	2	11.1%	3	-0.29	
324	FIREMAN'S FUND INS CO	82	9	11.0%	16	-0.30	
959	THE KROGER CO	12	1	8.3%	2	-0.39	
211	AMERICAN INTERNATIONAL GROUP	174	13	7.5%	33	-0.42	
100	WESTCO INSURANCE	14	1	7.1%	3	-0.44	
888	WAUSAU UNDERWRITERS INS CO	15	1	6.7%	3	-0.45	
121	ACE USA	155	9	5.8%	30	-0.48	
960	PRESBYTERIAN HEALTHCARE SERVICES	28	1	3.6%	5	-0.57	
377	FARMERS INS EXCHANGE	39	1	2.6%	8	-0.60	
904	ALBUQUERQUE PUBLIC SCHOOLS	53	1	1.9%	10	-0.63	
522	NM MUTUAL CASUALTY CO	277	0	0.0%	53	-0.69	
123	CNA INS COMPANIES	30	0	0.0%	6	-0.69	
918	CITY OF ALBUQUERQUE	28	0	0.0%	5	-0.69	
995	NM HOSPITAL WORK COMP GROUP	21	0	0.0%	4	-0.69	
962	ST VINCENT HOSPITAL	18	0	0.0%	3	-0.69	
755	SENTRY INS CO	16	0	0.0%	3	-0.69	
315	FARMLAND INS CO	13	0	0.0%	3	-0.69	
364	FEDERATED MUTUAL INS CO	13	0	0.0%	3	-0.69	
178	CHUBB GROUP OF INS COMPANIES	12	0	0.0%	2	-0.69	
Total		1,980	381	19.2%			

LATE FILING E6 ITEMIZED: Initial Payment for Benefits Reports (CONT)

Carrier ID	Carrier Name	Number of ttd-ptd claims	Number Late	Late Ratio	Expected	Z-Score	Z > 2
518	NATIONAL AMERICAN INS CO	10	0	0.0%	2	-0.69	
3	NM HEALTHCARE W C GROUP	9	1	11.1%	2		
122	MARKEL AMERICAN INS CO	9	2	22.2%	2		
833	CINCINNATI INS CO	8	5	62.5%	2		
996	WESTERN REFINING	8	0	0.0%	2		
54	TECHNOLOGY INS CO	7	0	0.0%	1		
140	ARGONAUT	6	2	33.3%	1		
764	MANUFACTURERS ALLIANCE INSURANCE COMPANY	6	0	0.0%	1		
798	ACUITY INSURANCE	6	0	0.0%	1		
919	CITY OF CARLSBAD	5	0	0.0%	1		
982	FEDERAL EXPRESS CORP	5	1	20.0%	1		
10	TOWN & COUNTRY FOOD STORES INC	4	1	25.0%	1		
13	COSTCO WHOLESALE	4	0	0.0%	1		
83	NM BUILDING BRANCH AGC COMPTRUST	4	4	100.0%	1		
101	BITUMINOUS CASUALTY CORPORATION	4	2	50.0%	1		
128	FIRST AMERICAN INS CO	4	0	0.0%	1		
179	CHURCH MUTUAL INS CO	4	0	0.0%	1		
556	MICHIGANMUTUAL INS CO	4	1	25.0%	1		
612	PENNSYLVANIA MANUFACTURERS ASSOCIATION	4	0	0.0%	1		
647	PROTECTIVE INS CO	4	0	0.0%	1		
747	STATE FARM FIRE & CASUALTY CO	4	0	0.0%	1		
750	REPUBLIC COMPANIES GROUP	4	3	75.0%	1		
752	PRAETORIAN INS CO	4	3	75.0%	1		
789	WESTFIELD INSURANCE COMPANY	4	0	0.0%	1		
808	SAFETY NATIONAL CASUALTY CORPORATION	4	2	50.0%	1		
832	UNION STANDARD INSURANCE	4	0	0.0%	1		
880	GREAT WEST CASUALTY CO	4	0	0.0%	1		
901	ABF FREIGHT SYSTEM INC	4	0	0.0%	1		
936	INTEL CORPORATION	4	1	25.0%	1		
944	FREEMPORT-MCMORAN CORPORATION	4	0	0.0%	1		
518	NATIONAL AMERICAN INS CO	10	0	0.0%	2	-0.69	
Total		1,980	381	19.2%			

LATE FILING E6 ITEMIZED: Initial Payment for Benefits Reports (CONT)

Carrier ID	Carrier Name	Number of ttd-ptd claims	Number Late	Late Ratio	Expected	Z-Score	Z > 2
104	ADVANTAGE WORKERS' COMP	3	1	33.3%	1		
204	LEGION INSURANCE COMPANY	3	0	0.0%	1		
781	NM PROPERTY AND CASUALTY CO	3	0	0.0%	1		
794	TOWER GROUP COMPANY	3	0	0.0%	1		
955	HONEYWELL INC, RISK MGMT	3	2	66.7%	1		
149	ONE BEACON INS	2	0	0.0%	0		
435	HANOVER INS CO	2	1	50.0%	0		
786	ULLICO CASUALTY COMPANY	2	0	0.0%	0		
831	ZENITH INS CO	2	0	0.0%	0		
950	LOS ALAMOS LABS	2	0	0.0%	0		
994	NM PUBLIC SCHOOLS	2	0	0.0%	0		
43	HEALTHSOUTH REHAB CORP	1	0	0.0%	0		
76	DOLGENCORP INC.	1	1	100.0%	0		
102	COMBINED SPECIALTY INS GROUP	1	0	0.0%	0		
103	CALIFORNIA INDEMNITY INS CO	1	0	0.0%	0		
173	BROTHERHOOD MUTUAL INS CO	1	0	0.0%	0		
222	CRUM & FORSTER INS CO	1	0	0.0%	0		
267	AMERICAN MINING INSURANCE	1	0	0.0%	0		
359	ELECTRIC INS CO	1	1	100.0%	0		
442	GREAT AMERICAN INS CO	1	0	0.0%	0		
483	LUMBERMENS UNDERWRITING ALLIANCE	1	0	0.0%	0		
613	OHIO CASUALTY INS CO	1	1	100.0%	0		
671	EVEREST NATIONAL INS CO	1	0	0.0%	0		
737	ST PAUL FIRE & MARINE COMPANIES	1	0	0.0%	0		
751	STAR INS CO	1	0	0.0%	0		
756	WORK FIRST CASUALTY CO	1	0	0.0%	0		
761	GREAT DIVIDE INSURANCE COMPANY	1	0	0.0%	0		
765	T.H.E.INSURANCE COMPANY	1	0	0.0%	0		
767	ALASKA NATIONAL INSURANCE COMPANY	1	0	0.0%	0		
782	INT. BUSINESS AND MERCANTILE REASSURANCE	1	0	0.0%	0		
790	SEABRIGHT INS CO	1	0	0.0%	0		
Total		1,980	381	19.2%			

LATE FILING E6 ITEMIZED: Initial Payment for Benefits Reports (CONT)

Carrier ID	Carrier Name	Number of ttd-ptd claims	Number Late	Late Ratio	Expected	Z-Score	Z > 2
902	ALBERTSONS INC	1	1	100.0%	0		
909	ARCHDIOCESE OF SANTA FE	1	1	100.0%	0		
920	CITY OF FARMINGTON	1	1	100.0%	0		
928	DIOCESE OF LAS CURCES	1	0	0.0%	0		
968	UNOCAL CORPORATION	1	0	0.0%	0		
984	SUD--CHEMIE INC	1	0	0.0%	0		

Total		1,980	381	19.2%			
--------------	--	--------------	------------	--------------	--	--	--

INSURER CLAIMS TOTAL REPORT

Carrier ID	Carrier Name	PAPER		EDI/WEB		EDI	Paper	Contested	Total	% EDI	Inpatient Reports
		Contested	Non-Contested	Contested	Non-Contested						
3	NM HEALTHCARE W C GROUP	0	0	1	3	4	0	1	4	100%	0
10	TOWN & COUNTRY FOOD STORES INC	0	2	0	0	0	2	0	2	0%	0
13	COSTCO WHOLESALE	0	0	0	2	2	0	0	2	100%	0
43	HEALTHSOUTH REHAB CORP	0	0	0	1	1	0	0	1	100%	0
54	TECHNOLOGY INS CO	0	0	0	3	3	0	0	3	100%	0
76	DOLGENCORP INC.	1	0	0	0	0	1	1	1	0%	0
83	NM BUILDING BRANCH AGC COMPTRUST	0	3	0	0	0	3	0	3	0%	0
100	WESTCO INSURANCE	0	0	1	7	8	0	1	8	100%	0
101	BITUMINOUS CASUALTY CORPORATION	0	0	0	1	1	0	0	1	100%	0
102	COMBINED SPECIALTY INS GROUP	0	0	0	1	1	0	0	1	100%	0
104	ADVANTAGE WORKERS' COMP	0	1	0	0	0	1	0	1	0%	0
121	ACE USA	0	0	4	80	84	0	4	84	100%	2
122	MARKEL AMERICAN INS CO	0	0	0	5	5	0	0	5	100%	0
123	CNA INS COMPANIES	0	0	2	18	20	0	2	20	100%	0
128	FIRST AMERICAN INS CO	0	0	0	2	2	0	0	2	100%	0
140	ARGONAUT	1	0	0	2	2	1	1	3	67%	0
149	ONE BEACON INS	0	0	0	1	1	0	0	1	100%	0
178	CHUBB GROUP OF INS COMPANIES	0	0	0	3	3	0	0	3	100%	0
179	CHURCH MUTUAL INS CO	0	0	0	2	2	0	0	2	100%	0
204	LEGION INSURANCE COMPANY	0	0	0	1	1	0	0	1	100%	0
211	AMERICAN INTERNATIONAL GROUP	0	0	8	74	82	0	8	82	100%	7
223	ZURICH AMERICAN INS GROUP	0	2	1	47	48	2	1	50	96%	4
315	FARMLAND INS CO	0	0	0	5	5	0	0	5	100%	0
324	FIREMAN'S FUND INS CO	1	1	1	43	44	2	2	46	96%	0
364	FEDERATED MUTUAL INS CO	0	0	0	7	7	0	0	7	100%	0
377	FARMERS INS EXCHANGE	0	0	1	21	22	0	1	22	100%	0
404	HARTFORD INS GROUP	0	0	2	43	45	0	2	45	100%	14
442	GREAT AMERICAN INS CO	0	0	0	1	1	0	0	1	100%	0
456	LIBERTY MUTUAL INS CO	1	1	3	30	33	2	4	35	94%	12
516	MOUNTAIN STATES MUTUAL CASUALTY	0	0	1	7	8	0	1	8	100%	0
518	NATIONAL AMERICAN INS CO	0	0	0	6	6	0	0	6	100%	0
Total		35	215	140	1,602	1,742	250	175	1,992	87%	170

INSURER CLAIMS TOTAL REPORT (CONT)

Carrier ID	Carrier Name	PAPER		EDI/WEB		EDI	Paper	Contested	Total	% EDI	Inpatient Reports
		Contested	Non-Contested	Contested	Non-Contested						
404	HARTFORD INS GROUP	0	1	2	85	87	1	2	88	99%	18
435	HANOVER INS CO	0	0	0	2	2	0	0	2	100%	0
442	GREAT AMERICAN INS CO	0	0	0	1	1	0	0	1	100%	0
456	LIBERTY MUTUAL INS CO	1	1	8	61	69	2	9	71	97%	19
483	LUMBERMENS UNDERWRITING ALLIANCE	0	0	0	1	1	0	0	1	100%	0
516	MOUNTAIN STATES MUTUAL CASUALTY	0	0	1	22	23	0	1	23	100%	0
518	NATIONAL AMERICAN INS CO	0	0	0	10	10	0	0	10	100%	0
522	NM MUTUAL CASUALTY CO	0	0	17	260	277	0	17	277	100%	31
523	NEW MEXICO PROPERTY & CASUALTY GUARANTY	0	0	0	0	0	0	0	0	0%	2
556	MICHIGAN MUTUAL INS CO	0	0	0	4	4	0	0	4	100%	0
612	PENNSYLVANIA MANUFACTURERS ASSOCIATION	0	0	0	4	4	0	0	4	100%	0
613	OHIO CASUALTY INS CO	0	0	1	0	1	0	1	1	100%	0
615	OLD REPUBLIC INS CO	0	1	2	12	14	1	2	15	93%	2
647	PROTECTIVE INS CO	0	0	1	3	4	0	1	4	100%	0
671	EVEREST NATIONAL INS CO	0	0	0	1	1	0	0	1	100%	0
713	TRAVELERS INS CO	0	0	6	75	81	0	6	81	100%	30
737	ST PAUL FIRE & MARINE COMPANIES	0	0	0	1	1	0	0	1	100%	0
743	REPUBLIC INDEMNITY CO OF AMERICA	0	0	0	0	0	0	0	0	0%	2
747	STATE FARM FIRE & CASUALTY CO	0	0	0	4	4	0	0	4	100%	1
750	REPUBLIC COMPANIES GROUP	0	0	1	3	4	0	1	4	100%	0
751	STAR INS CO	0	0	0	1	1	0	0	1	100%	0
752	PRAETORIAN INS CO	0	0	1	3	4	0	1	4	100%	0
755	SENTRY INS CO	0	0	2	14	16	0	2	16	100%	0
756	WORK FIRST CASUALTY CO	0	0	0	1	1	0	0	1	100%	0
761	GREAT DIVIDE INSURANCE COMPANY	0	0	0	1	1	0	0	1	100%	0
764	MANUFACTURERS ALLIANCE INSURANCE COMPANY	0	0	0	6	6	0	0	6	100%	0
765	T.H.E.INSURANCE COMPANY	0	0	0	1	1	0	0	1	100%	0
767	ALASKA NATIONAL INSURANCE COMPANY	0	0	0	1	1	0	0	1	100%	0
781	NM PROPERTY AND CASUALTY CO	0	0	0	3	3	0	0	3	100%	1
782	INT. BUSINESS AND MERCANTILE REASSURANCE	0	0	0	1	1	0	0	1	100%	0
786	ULLICO CASUALTY COMPANY	0	0	0	2	2	0	0	2	100%	0
Total		35	215	140	1,602	1,742	250	175	1,992	87%	170

INSURER CLAIMS TOTAL REPORT (CONT)

Carrier ID	Carrier Name	PAPER		EDI/WEB		EDI	Paper	Contested	Total	% EDI	Inpatient Reports
		Contested	Non-Contested	Contested	Non-Contested						
789	WESTFIELD INSURANCE COMPANY	0	0	0	4	4	0	0	4	100%	0
790	SEABRIGHT INS CO	0	0	1	0	1	0	1	1	100%	0
794	TOWER GROUP COMPANY	0	3	0	0	0	3	0	3	0%	0
798	ACUITY INSURANCE	0	0	0	6	6	0	0	6	100%	0
808	SAFETY NATIONAL CASUALTY CORPORATION	1	1	0	2	2	2	1	4	50%	0
831	ZENITH INS CO	0	0	0	2	2	0	0	2	100%	0
832	UNION STANDARD INSURANCE	0	0	0	4	4	0	0	4	100%	0
833	CINCINNATI INS CO	0	5	1	2	3	5	1	8	38%	0
860	XL SPECIALTY INS CO	0	0	1	17	18	0	1	18	100%	0
880	GREAT WEST CASUALTY CO	0	0	1	3	4	0	1	4	100%	0
888	WAUSAU UNDERWRITERS INS CO	0	0	2	13	15	0	2	15	100%	0
901	ABF FREIGHT SYSTEM INC	0	0	0	4	4	0	0	4	100%	0
902	ALBERTSONS INC	1	0	0	0	0	1	1	1	0%	0
904	ALBUQUERQUE PUBLIC SCHOOLS	0	0	2	51	53	0	2	53	100%	0
909	ARCHDIOCESE OF SANTA FE	0	1	0	0	0	1	0	1	0%	0
918	CITY OF ALBUQUERQUE	0	0	2	26	28	0	2	28	100%	0
919	CITY OF CARLSBAD	0	0	0	5	5	0	0	5	100%	1
920	CITY OF FARMINGTON	1	0	0	0	0	1	1	1	0%	0
928	DIOCESE OF LAS CURCES	0	0	0	1	1	0	0	1	100%	0
936	INTEL CORPORATION	0	0	1	3	4	0	1	4	100%	0
940	BUILDERS TRUST	2	0	3	39	42	2	5	44	95%	20
944	PHELPS DODGE CORP	0	0	1	3	4	0	1	4	100%	0
950	LOS ALAMOS LABS	0	0	2	0	2	0	2	2	100%	0
951	STATE OF NM RISK MGMT DIVISION	0	0	12	114	126	0	12	126	100%	0
955	HONEYWELL INC, RISK MGMT	0	0	0	3	3	0	0	3	100%	0
959	THE KROGER CO	0	0	0	24	24	0	0	24	100%	0
960	PRESBYTERIAN HEALTHCARE SERVICES	0	0	1	27	28	0	1	28	100%	0
962	ST VINCENT HOSPITAL	0	0	0	18	18	0	0	18	100%	0
968	UNOCAL CORPORATION	0	0	0	1	1	0	0	1	100%	0
973	ALLSUP ENTERPRISES INC	1	10	0	0	0	11	1	11	0%	0
981	NM SELF INSURERS FUND	9	38	0	0	0	47	9	47	0%	3
Total		35	215	140	1,602	1,742	250	175	1,992	87%	170

INSURER CLAIMS TOTAL REPORT (CONT)

Carrier ID	Carrier Name	PAPER		EDI/WEB		EDI	Paper	Contested	Total	% EDI	Inpatient Reports
		Contested	Non-Contested	Contested	Non-Contested						
982	FEDERAL EXPRESS CORP	0	0	0	5	5	0	0	5	100%	0
984	SUD--CHEMIE INC	0	0	0	1	1	0	0	1	100%	0
992	FOOD INDUSTRY SELF INS FUND OF NM	6	77	0	0	0	83	6	83	0%	0
993	NM ASSN. OF COUNTIES INS AUTHORITY	9	58	0	0	0	67	9	67	0%	0
994	NM PUBLIC SCHOOLS	0	0	2	0	2	0	2	2	100%	0
995	NM HOSPITAL WORK COMP GROUP	0	0	3	18	21	0	3	21	100%	1
996	WESTERN REFINING	0	0	2	6	8	0	2	8	100%	0
Total		35	215	140	1,602	1,742	250	175	1,992	87%	170