



FIRST QUARTER CY 2014 INSURER SCORECARD

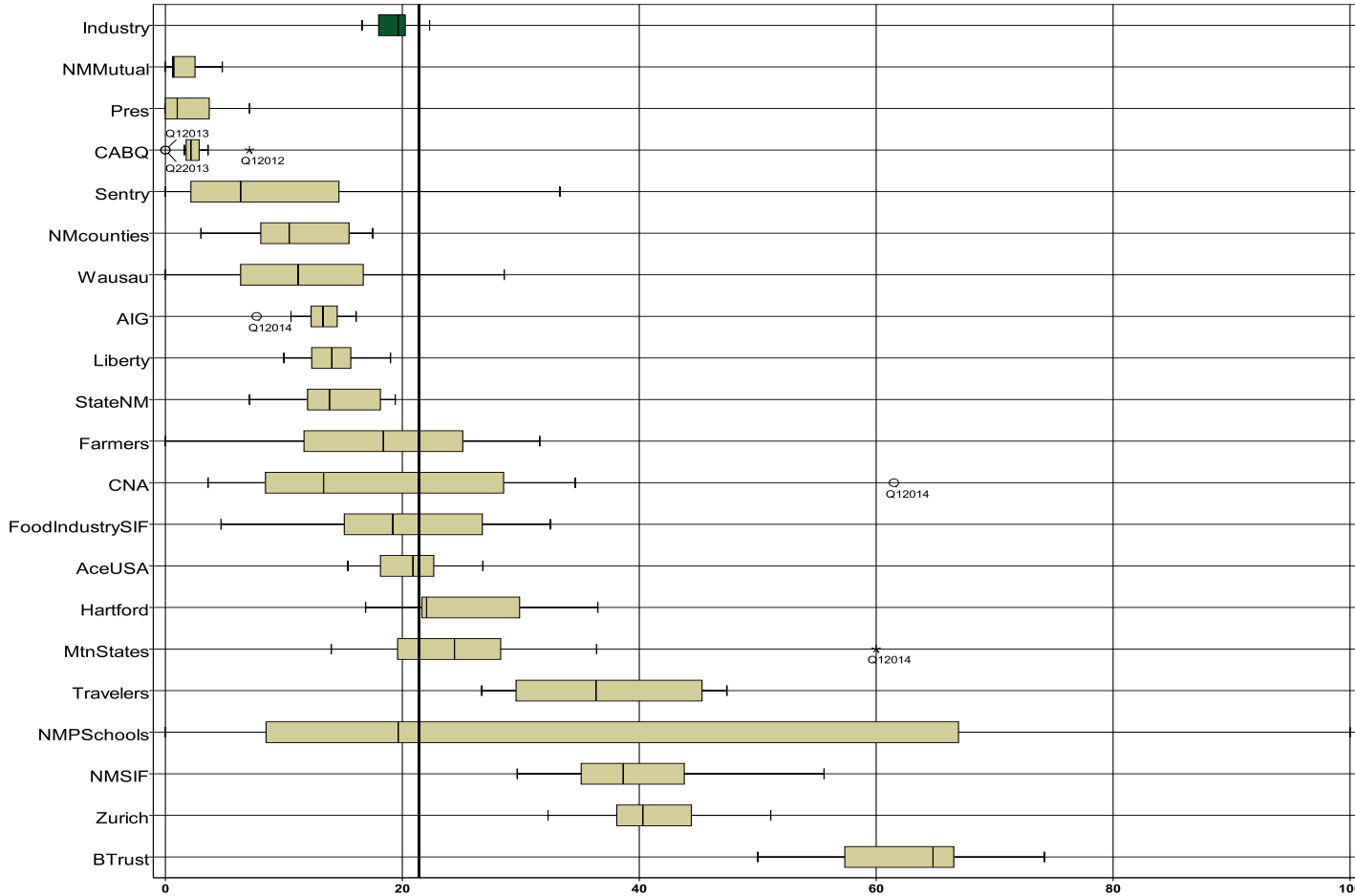
CONTENTS

LATE FILING E1 TREND: First Report of Injury or Illness	1
LATE FILING E1 ITEMIZED: First Report of Injury or Illness (CONT)	2
LATE FILING E1 ITEMIZED: First Report of Injury or Illness (CONT)	3
LATE FILING E1 ITEMIZED: First Report of Injury or Illness (CONT)	4
LATE PAYMENT OF INITIAL BENEFITS TREND: Large Carrier Report.....	5
LATE PAYMENT OF INITIAL BENEFITS ITEMIZED: Large Carrier Report (CONT)	6
LATE PAYMENT OF INITIAL BENEFITS ITEMIZED: Large Carrier Report (CONT)	7
LATE FILING E6 TREND: Notice of Benefit Payment	8
LATE FILING E6 ITEMIZED: Notice of Benefit Payment (CONT)	9
LATE FILING E6 ITEMIZED: Notice of Benefit Payment (CONT)	10
LATE FILING E6 ITEMIZED: Notice of Benefit Payment (CONT)	11
INSURER CLAIMS TOTAL REPORT.....	12
INSURER CLAIMS TOTAL REPORT (CONT)	13
INSURER CLAIMS TOTAL REPORT (CONT)	14

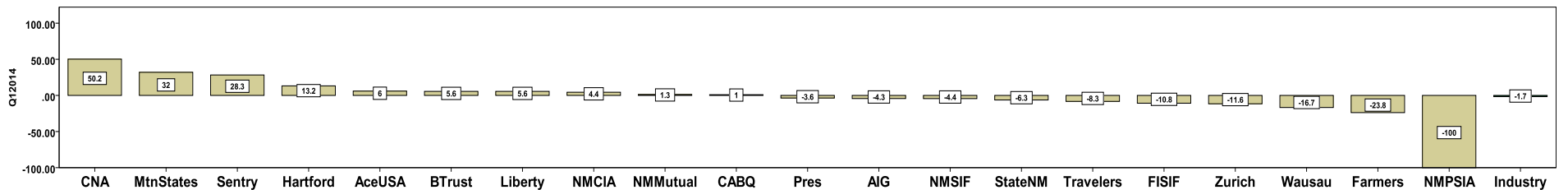
Produced by the Economic Research Bureau
 Richard Adu-Asamoah, Bureau Chief
 Leigh Martinez, Economist

1st QUARTER CY 2014
New Mexico Workers' Compensation Administration

LATE FILING E1 TREND: First Report of Injury or Illness



Q1 CY 2014 Claim Summary		
Carrier Name	No.	% Late
ACE USA	65	25
AIG	65	8
BUILDERS TRUST	12	67
CABQ	32	3
C N A	13	62
FARMERS	1	100
FISIF	43	5
HARTFORD	19	13
LIBERTY MUTUAL	21	19
MOUNTAIN STATES	10	60
NM COUNTIES	20	15
NM MUTUAL	150	2
NM PUBSCHOOLS	N/A	N/A
NM SIF	12	33
PRESBYTERIAN	12	0
SENTRY	6	33
STATE OF NM	42	7
TRAVELERS	27	37
WAUSAU	0	0
ZURICH AMERICAN	31	32
Industry Average	748	17%



LATE FILING E1 ITEMIZED: First Report of Injury or Illness (CONT)

Carrier ID	Carrier Name	Number of ttd-ptd claims	Number Late	Late Ratio	Expected	Z-Score	Z > 2
940	BUILDERS TRUST	12	8	66.7%	2	2.47	*****
123	CNA INS COMPANIES	13	8	61.5%	2	2.22	*****
516	MOUNTAIN STATES MUTUAL CASUALTY	10	6	60.0%	2	2.15	*****
713	TRAVELERS INS CO	27	10	37.0%	4	1.01	
981	NM SELF INSURERS FUND	12	4	33.3%	2	0.83	
223	ZURICH AMERICAN INS GROUP	31	10	32.3%	5	0.77	
404	HARTFORD INS GROUP	19	6	31.6%	3	0.74	
121	ACE USA	65	16	24.6%	11	0.40	
456	LIBERTY MUTUAL INS CO	21	4	19.0%	3	0.12	
178	CHUBB GROUP OF INS COMPANIES	13	2	15.4%	2	-0.06	
993	NM ASSN. OF COUNTIES INS AUTHORITY	20	3	15.0%	3	-0.08	
211	AMERICAN INTERNATIONAL GROUP	65	5	7.7%	11	-0.44	
951	STATE OF NM RISK MGMT DIVISION	42	3	7.1%	7	-0.47	
992	FOOD INDUSTRY SELF INS FUND OF NM	43	2	4.7%	7	-0.59	
918	CITY OF ALBUQUERQUE	32	1	3.1%	5	-0.66	
324	FIREMAN'S FUND INS CO	39	1	2.6%	6	-0.69	
522	NM MUTUAL CASUALTY CO	150	3	2.0%	25	-0.72	
960	PRESBYTERIAN HEALTHCARE SERVICES	12	0	0.0%	2	-0.82	
100	WESTCO INSURANCE	8	3	37.5%	1		
442	GREAT AMERICAN INS CO	6	1	16.7%	1		
755	SENTRY INS CO	6	2	33.3%	1		
860	XL SPECIALTY INS CO	6	1	16.7%	1		
904	ALBUQUERQUE PUBLIC SCHOOLS	6	1	16.7%	1		
995	NM HOSPITAL WORK COMP GROUP	6	0	0.0%	1		
3	NM HEALTHCARE W C GROUP	5	1	20.0%	1		
315	FARMLAND INS CO	5	0	0.0%	1		
768	GUARANTEE INSURANCE COMPANY	5	5	100.0%	1		
959	THE KROGER CO	5	0	0.0%	1		
556	MICHIGANMUTUAL INS CO	4	0	0.0%	1		
831	ZENITH INS CO	4	1	25.0%	1		
832	UNION STANDARD INSURANCE	4	0	0.0%	1		
Totals		748	124	16.6%			

LATE FILING E1 ITEMIZED: First Report of Injury or Illness (CONT)

Carrier ID	Carrier Name	Number of ttd-ptd claims	Number Late	Late Ratio	Expected	Z-Score	Z > 2
982	FEDERAL EXPRESS CORP	4	1	25.0%	1		
944	FREEMPORT-MCMORAN CORPORATION	3	0	0.0%	0		
996	WESTERN REFINING	3	2	66.7%	0		
10	TOWN & COUNTRY FOOD STORES INC	2	0	0.0%	0		
128	FIRST AMERICAN INS CO	2	0	0.0%	0		
140	ARGONAUT	2	0	0.0%	0		
364	FEDERATED MUTUAL INS CO	2	0	0.0%	0		
518	NATIONAL AMERICAN INS CO	2	0	0.0%	0		
612	PENNSYLVANIA MANUFACTURERS ASSOCIATION	2	1	50.0%	0		
615	OLD REPUBLIC INS CO	2	1	50.0%	0		
795	ACCIDENT FUND NATIONAL INS CO	2	1	50.0%	0		
808	SAFETY NATIONAL CASUALTY CORPORATION	2	0	0.0%	0		
909	ARCHDIOCESE OF SANTA FE	2	1	50.0%	0		
973	ALLSUP ENTERPRISES INC	2	0	0.0%	0		
104	ADVANTAGE WORKERS' COMP	1	1	100.0%	0		
164	ATLANTIC MUTUAL INS CO	1	0	0.0%	0		
303	ST PAUL FIRE & MARINE COMPANIES	1	1	100.0%	0		
377	FARMERS INS EXCHANGE	1	1	100.0%	0		
483	LUMBERMENS UNDERWRITING ALLIANCE	1	0	0.0%	0		
737	ST PAUL FIRE & MARINE COMPANIES	1	0	0.0%	0		
747	STATE FARM FIRE & CASUALTY CO	1	0	0.0%	0		
750	REPUBLIC COMPANIES GROUP	1	1	100.0%	0		
751	STAR INS CO	1	0	0.0%	0		
752	PRAETORIAN INS CO	1	0	0.0%	0		
756	WORK FIRST CASUALTY CO	1	0	0.0%	0		
781	NM PROPERTY AND CASUALTY CO	1	0	0.0%	0		
790	SEABRIGHT INS CO	1	1	100.0%	0		
798	ACUITY INSURANCE	1	0	0.0%	0		
800	STATE NATIONAL INSURANCE	1	1	100.0%	0		
901	ABF FREIGHT SYSTEM INC	1	0	0.0%	0		
913	BASHA'S INC	1	1	100.0%	0		
Totals		748	124	16.6%			

1st QUARTER CY 2014
 New Mexico Workers' Compensation Administration

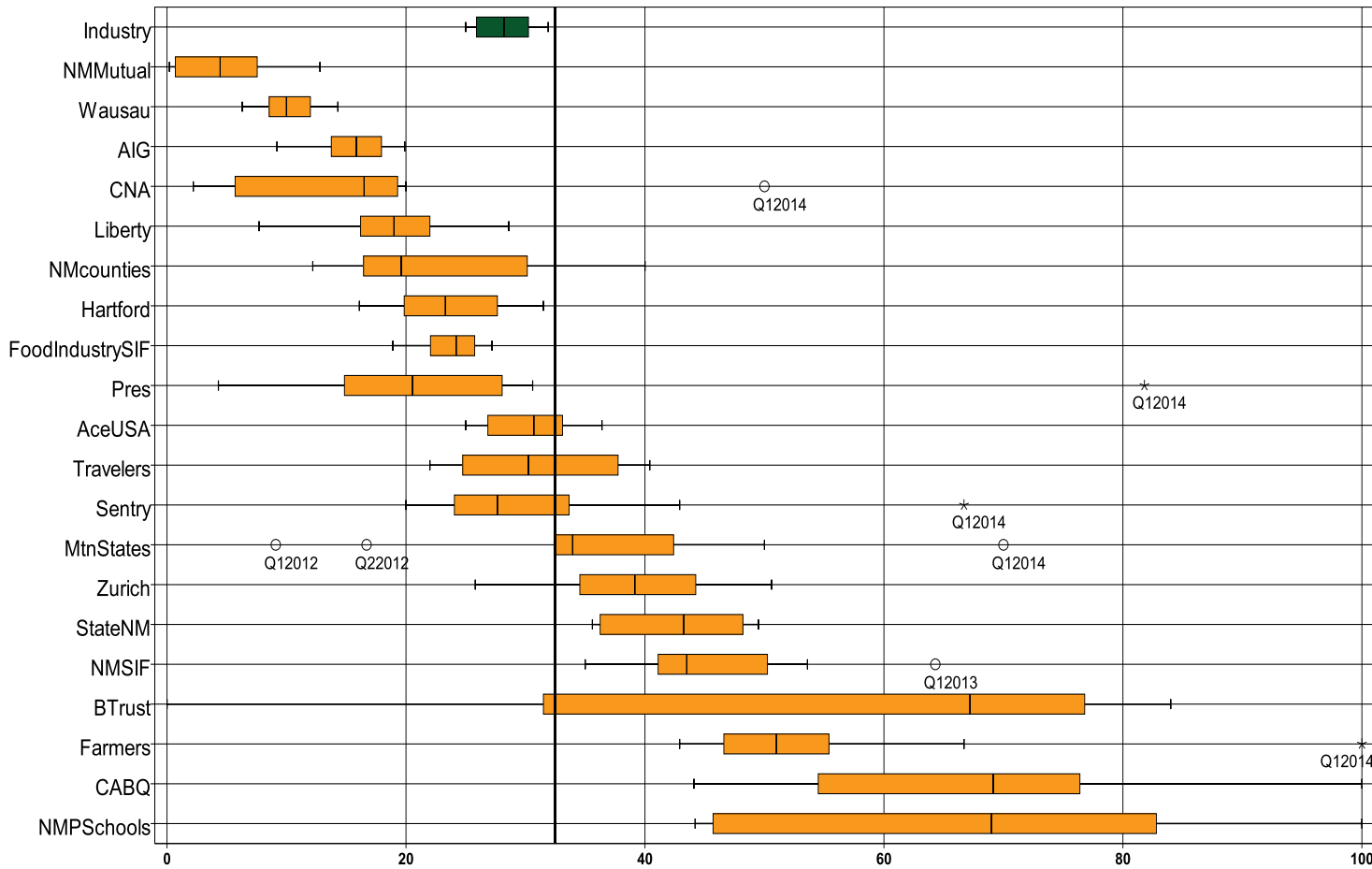
LATE FILING E1 ITEMIZED: First Report of Injury or Illness (CONT)

Carrier ID	Carrier Name	Number of ttd- ptd claims	Number Late	Late Ratio	Expected	Z-Score	Z > 2
927	GROENDYKE TRANSPORT INC	1	1	100.0%	0		
954	RYDER SYSTEMS INC	1	1	100.0%	0		
962	ST VINCENT HOSPITAL	1	1	100.0%	0		

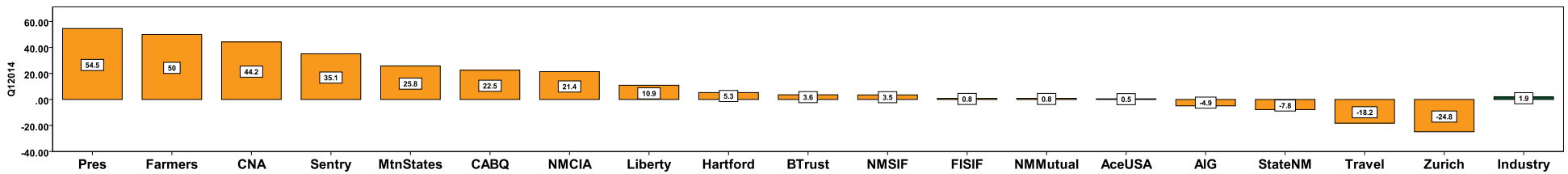
Totals		748	124	16.6%			
---------------	--	------------	------------	--------------	--	--	--

1st QUARTER CY 2014
New Mexico Workers' Compensation Administration

LATE PAYMENT OF INITIAL BENEFITS TREND: Large Carrier Report



Q1 CY 2014 Claim Summary		
Carrier Name	No.	% Late
ACE USA	62	26
AIG	60	15
BUILDERS TRUST	12	33
CABQ	31	100
C N A	12	50
FARMERS	1	100
FISIF	43	26
HARTFORD	17	29
LIBERTY MUTUAL	21	29
MOUNTAIN STATES	10	70
NM COUNTIES	20	40
NM MUTUAL	147	1
NM PUBSCHOOLS	N/A	N/A
NM SIF	12	42
PRESBYTERIAN	11	82
SENTRY	6	67
STATE OF NM	42	36
TRAVELERS	27	22
WAUSAU	0	0
ZURICH AMERICAN	31	26
Industry Average	727	28



LATE PAYMENT OF INITIAL BENEFITS ITEMIZED: Large Carrier Report (CONT)

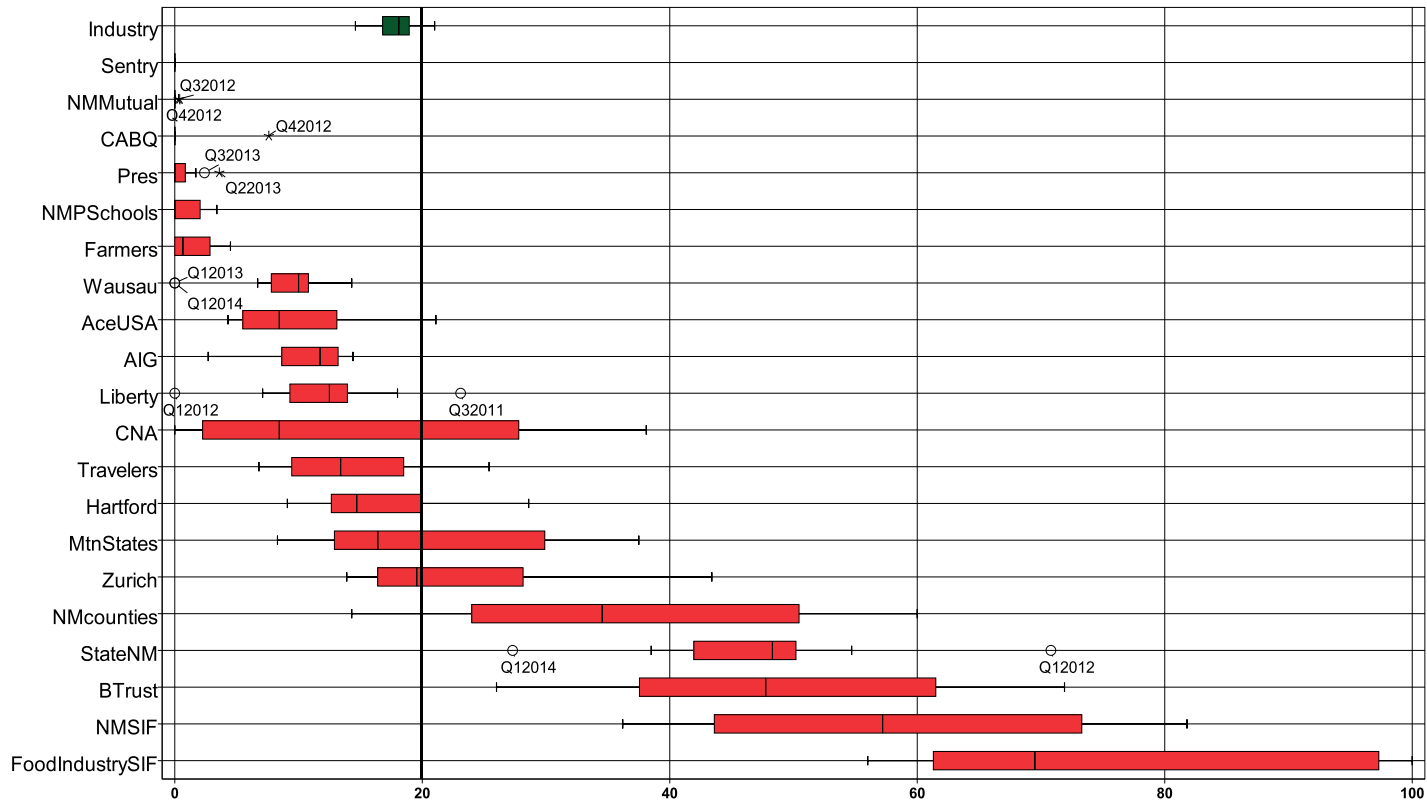
Carrier ID	Carrier Name	Number of ttd-ptd claims	Number Late	Late Ratio	Expected	Z-Score	Z > 2
918	CITY OF ALBUQUERQUE	31	31	100.0%	9	2.91	*****
960	PRESBYTERIAN HEALTHCARE SERVICES	11	9	81.8%	3	2.17	*****
516	MOUNTAIN STATES MUTUAL CASUALTY	10	7	70.0%	3	1.69	
123	CNA INS COMPANIES	12	6	50.0%	3	0.89	
981	NM SELF INSURERS FUND	12	5	41.7%	3	0.55	
993	NM ASSN. OF COUNTIES INS AUTHORITY	20	8	40.0%	6	0.48	
178	CHUBB GROUP OF INS COMPANIES	13	5	38.5%	4	0.42	
951	STATE OF NM RISK MGMT DIVISION	42	15	35.7%	12	0.31	
940	BUILDERS TRUST	12	4	33.3%	3	0.21	
404	HARTFORD INS GROUP	17	5	29.4%	5	0.05	
456	LIBERTY MUTUAL INS CO	21	6	28.6%	6	0.02	
121	ACE USA	62	16	25.8%	17	-0.09	
223	ZURICH AMERICAN INS GROUP	31	8	25.8%	9	-0.09	
992	FOOD INDUSTRY SELF INS FUND OF NM	43	11	25.6%	12	-0.10	
713	TRAVELERS INS CO	27	6	22.2%	8	-0.24	
211	AMERICAN INTERNATIONAL GROUP	60	9	15.0%	17	-0.53	
324	FIREMAN'S FUND INS CO	38	1	2.6%	11	-1.03	
522	NM MUTUAL CASUALTY CO	147	2	1.4%	41	-1.08	
100	WESTCO INSURANCE	8	4	50.0%	2		
442	GREAT AMERICAN INS CO	6	2	33.3%	2		
755	SENTRY INS CO	6	4	66.7%	2		
860	XL SPECIALTY INS CO	6	1	16.7%	2		
904	ALBUQUERQUE PUBLIC SCHOOLS	6	6	100.0%	2		
3	NM HEALTHCARE W C GROUP	5	1	20.0%	1		
315	FARMLAND INS CO	5	0	0.0%	1		
768	GUARANTEE INSURANCE COMPANY	5	5	100.0%	1		
959	THE KROGER CO	5	1	20.0%	1		
995	NM HOSPITAL WORK COMP GROUP	5	1	20.0%	1		
556	MICHIGANMUTUAL INS CO	4	2	50.0%	1		
831	ZENITH INS CO	4	1	25.0%	1		
982	FEDERAL EXPRESS CORP	4	1	25.0%	1		
Totals		727	204	28.1%			

LATE PAYMENT OF INITIAL BENEFITS ITEMIZED: Large Carrier Report (CONT)

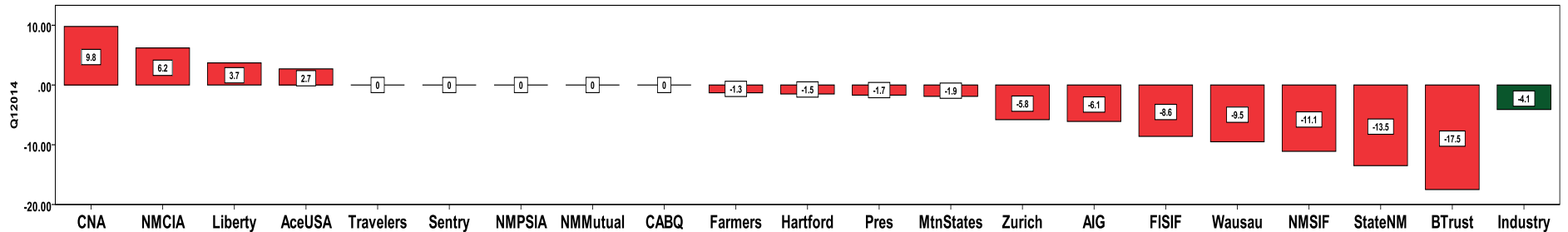
Carrier ID	Carrier Name	Number of ttd-ptd claims	Number Late	Late Ratio	Expected	Z-Score	Z > 2
832	UNION STANDARD INSURANCE	3	1	33.3%	1		
944	FREEMPORT-MCMORAN CORPORATION	3	1	33.3%	1		
996	WESTERN REFINING	3	0	0.0%	1		
10	TOWN & COUNTRY FOOD STORES INC	2	1	50.0%	1		
128	FIRST AMERICAN INS CO	2	1	50.0%	1		
140	ARGONAUT	2	2	100.0%	1		
364	FEDERATED MUTUAL INS CO	2	0	0.0%	1		
518	NATIONAL AMERICAN INS CO	2	2	100.0%	1		
612	PENNSYLVANIA MANUFACTURERS ASSOCIATION	2	1	50.0%	1		
615	OLD REPUBLIC INS CO	2	0	0.0%	1		
795	ACCIDENT FUND NATIONAL INS CO	2	0	0.0%	1		
808	SAFETY NATIONAL CASUALTY CORPORATION	2	0	0.0%	1		
909	ARCHDIOCESE OF SANTA FE	2	1	50.0%	1		
973	ALLSUP ENTERPRISES INC	2	0	0.0%	1		
104	ADVANTAGE WORKERS' COMP	1	1	100.0%	0		
164	ATLANTIC MUTUAL INS CO	1	0	0.0%	0		
303	ST PAUL FIRE & MARINE COMPANIES	1	1	100.0%	0		
377	FARMERS INS EXCHANGE	1	1	100.0%	0		
483	LUMBERMENS UNDERWRITING ALLIANCE	1	1	100.0%	0		
747	STATE FARM FIRE & CASUALTY CO	1	0	0.0%	0		
750	REPUBLIC COMPANIES GROUP	1	1	100.0%	0		
751	STAR INS CO	1	0	0.0%	0		
752	PRAETORIAN INS CO	1	0	0.0%	0		
756	WORK FIRST CASUALTY CO	1	0	0.0%	0		
781	NM PROPERTY AND CASUALTY CO	1	1	100.0%	0		
790	SEABRIGHT INS CO	1	1	100.0%	0		
798	ACUITY INSURANCE	1	1	100.0%	0		
800	STATE NATIONAL INSURANCE	1	1	100.0%	0		
901	ABF FREIGHT SYSTEM INC	1	0	0.0%	0		
913	BASHA'S INC	1	0	0.0%	0		
927	GROENDYKE TRANSPORT INC	1	1	100.0%	0		
962	ST VINCENT HOSPITAL	1	1	100.0%	0		
Totals		727	204	28.1%			

1st QUARTER CY 2014
New Mexico Workers' Compensation Administration

LATE FILING E6 TREND: Notice of Benefit Payment



Q1 CY 2014 Claim Summary		
Carrier Name	No.	% Late
ACE USA	76	8
AIG	75	3
BUILDERS TRUST	12	50
CABQ	33	0
C N A	14	14
FARMERS	3	0
FISIF	43	86
HARTFORD	22	10
LIBERTY MUTUAL	30	13
MOUNTAIN STATES	13	23
NM COUNTIES	30	60
NM MUTUAL	158	0
NM PUBSCHOOLS	N/A	N/A
NM SIF	13	46
PRESBYTERIAN	12	0
SENTRY	6	0
STATE OF NM	44	27
TRAVELERS	27	19
WAUSAU	1	0
Zurich	36	14
Industry Average	826	15%



LATE FILING E6 ITEMIZED: Notice of Benefit Payment (CONT)

Carrier ID	Carrier Name	Number of ttd-ptd claims	Number Late	Late Ratio	Expected	Z-Score	Z > 2
992	FOOD INDUSTRY SELF INS FUND OF NM	43	37	86.0%	6	2.92	*****
993	NM ASSN. OF COUNTIES INS AUTHORITY	30	18	60.0%	4	1.85	
940	BUILDERS TRUST	12	6	50.0%	2	1.44	
981	NM SELF INSURERS FUND	13	6	46.2%	2	1.29	
951	STATE OF NM RISK MGMT DIVISION	44	12	27.3%	6	0.52	
516	MOUNTAIN STATES MUTUAL CASUALTY	13	3	23.1%	2	0.34	
713	TRAVELERS INS CO	27	5	18.5%	4	0.16	
123	CNA INS COMPANIES	14	2	14.3%	2	-0.01	
223	ZURICH AMERICAN INS GROUP	36	5	13.9%	5	-0.03	
456	LIBERTY MUTUAL INS CO	30	4	13.3%	4	-0.05	
404	HARTFORD INS GROUP	22	2	9.1%	3	-0.23	
121	ACE USA	76	6	7.9%	11	-0.28	
211	AMERICAN INTERNATIONAL GROUP	75	2	2.7%	11	-0.49	
324	FIREMAN'S FUND INS CO	42	1	2.4%	6	-0.50	
522	NM MUTUAL CASUALTY CO	158	0	0.0%	23	-0.60	
918	CITY OF ALBUQUERQUE	33	0	0.0%	5	-0.60	
178	CHUBB GROUP OF INS COMPANIES	13	0	0.0%	2	-0.60	
960	PRESBYTERIAN HEALTHCARE SERVICES	12	0	0.0%	2	-0.60	
100	WESTCO INSURANCE	8	2	25.0%	1		
3	NM HEALTHCARE W C GROUP	6	1	16.7%	1		
442	GREAT AMERICAN INS CO	6	0	0.0%	1		
755	SENTRY INS CO	6	0	0.0%	1		
860	XL SPECIALTY INS CO	6	0	0.0%	1		
904	ALBUQUERQUE PUBLIC SCHOOLS	6	0	0.0%	1		
995	NM HOSPITAL WORK COMP GROUP	6	2	33.3%	1		
315	FARMLAND INS CO	5	0	0.0%	1		
768	GUARANTEE INSURANCE COMPANY	5	0	0.0%	1		
959	THE KROGER CO	5	0	0.0%	1		
556	MICHIGANMUTUAL INS CO	4	0	0.0%	1		
831	ZENITH INS CO	4	0	0.0%	1		
832	UNION STANDARD INSURANCE	4	0	0.0%	1		
Total		826	121	14.6%			

LATE FILING E6 ITEMIZED: Notice of Benefit Payment (CONT)

Carrier ID	Carrier Name	Number of ttd-ptd claims	Number Late	Late Ratio	Expected	Z-Score	Z > 2
982	FEDERAL EXPRESS CORP	4	0	0.0%	1		
128	FIRST AMERICAN INS CO	3	0	0.0%	0		
377	FARMERS INS EXCHANGE	3	0	0.0%	0		
518	NATIONAL AMERICAN INS CO	3	0	0.0%	0		
612	PENNSYLVANIA MANUFACTURERS ASSOCIATION	3	0	0.0%	0		
944	FREEMPORT-MCMORAN CORPORATION	3	0	0.0%	0		
996	WESTERN REFINING	3	2	66.7%	0		
10	TOWN & COUNTRY FOOD STORES INC	2	0	0.0%	0		
140	ARGONAUT	2	1	50.0%	0		
364	FEDERATED MUTUAL INS CO	2	0	0.0%	0		
615	OLD REPUBLIC INS CO	2	0	0.0%	0		
750	REPUBLIC COMPANIES GROUP	2	0	0.0%	0		
795	ACCIDENT FUND NATIONAL INS CO	2	0	0.0%	0		
808	SAFETY NATIONAL CASUALTY CORPORATION	2	0	0.0%	0		
901	ABF FREIGHT SYSTEM INC	2	0	0.0%	0		
909	ARCHDIOCESE OF SANTA FE	2	0	0.0%	0		
973	ALLSUP ENTERPRISES INC	2	2	100.0%	0		
104	ADVANTAGE WORKERS' COMP	1	0	0.0%	0		
164	ATLANTIC MUTUAL INS CO	1	0	0.0%	0		
303	ST PAUL FIRE & MARINE COMPANIES	1	1	100.0%	0		
483	LUMBERMENS UNDERWRITING ALLIANCE	1	0	0.0%	0		
737	ST PAUL FIRE & MARINE COMPANIES	1	0	0.0%	0		
747	STATE FARM FIRE & CASUALTY CO	1	0	0.0%	0		
751	STAR INS CO	1	0	0.0%	0		
752	PRAETORIAN INS CO	1	0	0.0%	0		
756	WORK FIRST CASUALTY CO	1	0	0.0%	0		
781	NM PROPERTY AND CASUALTY CO	1	0	0.0%	0		
790	SEABRIGHT INS CO	1	0	0.0%	0		
798	ACUITY INSURANCE	1	0	0.0%	0		
800	STATE NATIONAL INSURANCE	1	0	0.0%	0		
888	WAUSAU UNDERWRITERS INS CO	1	0	0.0%	0		
Total		826	121	14.6%			

LATE FILING E6 ITEMIZED: Notice of Benefit Payment (CONT)

Carrier ID	Carrier Name	Number of ttd-ptd claims	Number Late	Late Ratio	Expected	Z-Score	Z > 2
913	BASHA'S INC	1	0	0.0%	0		
927	GROENDYKE TRANSPORT INC	1	0	0.0%	0		
954	RYDER SYSTEMS INC	1	0	0.0%	0		
955	HONEYWELL INC, RISK MGMT	1	1	100.0%	0		
962	ST VINCENT HOSPITAL	1	0	0.0%	0		
968	UNOCAL CORPORATION	1	0	0.0%	0		

Total		826	121	14.6%			
--------------	--	------------	------------	--------------	--	--	--

1st QUARTER CY 2014
New Mexico Workers' Compensation Administration

INSURER CLAIMS TOTAL REPORT

Carrier ID	Carrier Name	PAPER		EDI/WEB		EDI	Paper	Contested	Total	% EDI	Inpatient Reports
		Contested	Non-Contested	Contested	Non-Contested						
3	NM HEALTHCARE W C GROUP	0	0	0	6	6	0	0	6	100%	1
10	TOWN & COUNTRY FOOD STORES INC	0	2	0	0	0	2	0	2	0%	0
100	WESTCO INSURANCE	0	0	0	8	8	0	0	8	100%	0
104	ADVANTAGE WORKERS' COMP	0	1	0	0	0	1	0	1	0%	0
121	ACE USA	0	0	3	73	76	0	3	76	100%	11
123	CNA INS COMPANIES	0	0	1	13	14	0	1	14	100%	0
128	FIRST AMERICAN INS CO	0	0	0	3	3	0	0	3	100%	0
140	ARGONAUT	0	0	0	2	2	0	0	2	100%	0
149	ONE BEACON INS	0	0	0	0	0	0	0	0	0%	1
164	ATLANTIC MUTUAL INS CO	0	0	0	1	1	0	0	1	100%	0
178	CHUBB GROUP OF INS COMPANIES	0	0	0	13	13	0	0	13	100%	0
211	AMERICAN INTERNATIONAL GROUP	1	1	3	70	73	2	4	75	97%	23
223	ZURICH AMERICAN INS GROUP	0	0	0	36	36	0	0	36	100%	8
303	ST PAUL FIRE & MARINE COMPANIES	0	1	0	0	0	1	0	1	0%	0
315	FARMLAND INS CO	0	0	0	5	5	0	0	5	100%	0
324	FIREMAN'S FUND INS CO	0	0	1	41	42	0	1	42	100%	0
364	FEDERATED MUTUAL INS CO	0	0	0	2	2	0	0	2	100%	0
377	FARMERS INS EXCHANGE	0	0	0	3	3	0	0	3	100%	0
404	HARTFORD INS GROUP	0	0	3	19	22	0	3	22	100%	19
442	GREAT AMERICAN INS CO	0	0	0	6	6	0	0	6	100%	0
456	LIBERTY MUTUAL INS CO	0	0	0	30	30	0	0	30	100%	0
483	LUMBERMENS UNDERWRITING ALLIANCE	0	0	0	1	1	0	0	1	100%	0
516	MOUNTAIN STATES MUTUAL CASUALTY	0	0	0	13	13	0	0	13	100%	0
518	NATIONAL AMERICAN INS CO	0	0	0	3	3	0	0	3	100%	0
522	NM MUTUAL CASUALTY CO	0	0	3	155	158	0	3	158	100%	97
556	MICHIGANMUTUAL INS CO	0	0	0	4	4	0	0	4	100%	0
612	PENNSYLVANIA MANUFACTURERS ASSOC	0	0	0	3	3	0	0	3	100%	0
615	OLD REPUBLIC INS CO	0	0	0	2	2	0	0	2	100%	5
713	TRAVELERS INS CO	0	0	0	27	27	0	0	27	100%	17
737	ST PAUL FIRE & MARINE COMPANIES	0	0	1	0	1	0	1	1	100%	0
747	STATE FARM FIRE & CASUALTY CO	0	0	0	1	1	0	0	1	100%	0
Total		4	93	19	711	730	97	23	827	88%	192

INSURER CLAIMS TOTAL REPORT (CONT)

Carrier ID	Carrier Name	PAPER		EDI/WEB		EDI	Paper	Contested	Total	% EDI	Inpatient Reports
		Contested	Non-Contested	Contested	Non-Contested						
750	REPUBLIC COMPANIES GROUP	0	0	0	2	2	0	0	2	100%	0
751	STAR INS CO	0	0	0	1	1	0	0	1	100%	0
752	PRAETORIAN INS CO	0	0	0	1	1	0	0	1	100%	0
755	SENTRY INS CO	0	0	0	6	6	0	0	6	100%	0
756	WORK FIRST CASUALTY CO	0	0	0	1	1	0	0	1	100%	0
768	GUARANTEE INSURANCE COMPANY	0	0	0	5	5	0	0	5	100%	0
781	NM PROPERTY AND CASUALTY CO	0	0	0	1	1	0	0	1	100%	0
790	SEABRIGHT INS CO	0	0	0	1	1	0	0	1	100%	0
795	ACCIDENT FUND NATIONAL INS CO	0	0	0	2	2	0	0	2	100%	0
798	ACUITY INSURANCE	0	0	0	1	1	0	0	1	100%	0
800	STATE NATIONAL INSURANCE	0	0	0	1	1	0	0	1	100%	0
808	SAFETY NATIONAL CASUALTY CORPORATION	0	0	0	2	2	0	0	2	100%	0
831	ZENITH INS CO	0	0	0	4	4	0	0	4	100%	0
832	UNION STANDARD INSURANCE	0	0	1	3	4	0	1	4	100%	0
860	XL SPECIALTY INS CO	0	1	0	5	5	1	0	6	83%	0
888	WAUSAU UNDERWRITERS INS CO	0	0	0	2	2	0	0	2	100%	0
901	ABF FREIGHT SYSTEM INC	0	0	0	2	2	0	0	2	100%	0
904	ALBUQUERQUE PUBLIC SCHOOLS	0	0	0	6	6	0	0	6	100%	0
909	ARCHDIOCESE OF SANTA FE	0	2	0	0	0	2	0	2	0%	0
913	BASHA'S INC	0	0	0	1	1	0	0	1	100%	0
918	CITY OF ALBUQUERQUE	0	0	1	32	33	0	1	33	100%	0
919	CITY OF CARLSBAD	0	0	0	0	0	0	0	0	0%	2
927	GROENDYKE TRANSPORT INC	0	0	0	1	1	0	0	1	100%	0
940	BUILDERS TRUST	0	0	0	12	12	0	0	12	100%	6
944	PHELPS DODGE CORP	0	0	0	3	3	0	0	3	100%	0
951	STATE OF NM RISK MGMT DIVISION	0	0	0	44	44	0	0	44	100%	0
954	RYDER SYSTEMS INC	0	0	1	0	1	0	1	1	100%	0
955	HONEYWELL INC, RISK MGMT	0	0	0	1	1	0	0	1	100%	0
959	THE KROGER CO	0	0	0	5	5	0	0	5	100%	0
960	PRESBYTERIAN HEALTHCARE SERVICES	0	0	0	12	12	0	0	12	100%	0
962	ST VINCENT HOSPITAL	0	0	0	1	1	0	0	1	100%	0
Total		4	93	19	711	730	97	23	827	88%	192

INSURER CLAIMS TOTAL REPORT (CONT)

Carrier ID	Carrier Name	<u>PAPER</u>		<u>EDI/WEB</u>		EDI	Paper	Contested	Total	% EDI	Inpatient Reports
		Contested	Non-Contested	Contested	Non-Contested						
968	UNOCAL CORPORATION	0	0	0	1	1	0	0	1	100%	0
973	ALLSUP ENTERPRISES INC	0	2	0	0	0	2	0	2	0%	0
981	NM SELF INSURERS FUND	0	13	0	0	0	13	0	13	0%	2
982	FEDERAL EXPRESS CORP	0	0	0	4	4	0	0	4	100%	0
992	FOOD INDUSTRY SELF INS FUND OF NM	0	43	0	0	0	43	0	43	0%	0
993	NM ASSN. OF COUNTIES INS AUTHORITY	3	27	0	0	0	30	3	30	0%	0
995	NM HOSPITAL WORK COMP GROUP	0	0	1	5	6	0	1	6	100%	0
996	WESTERN REFINING	0	0	0	3	3	0	0	3	100%	0
Total		4	93	19	711	730	97	23	827	88%	192