



SECOND QUARTER CY 2014 INSURER SCORECARD

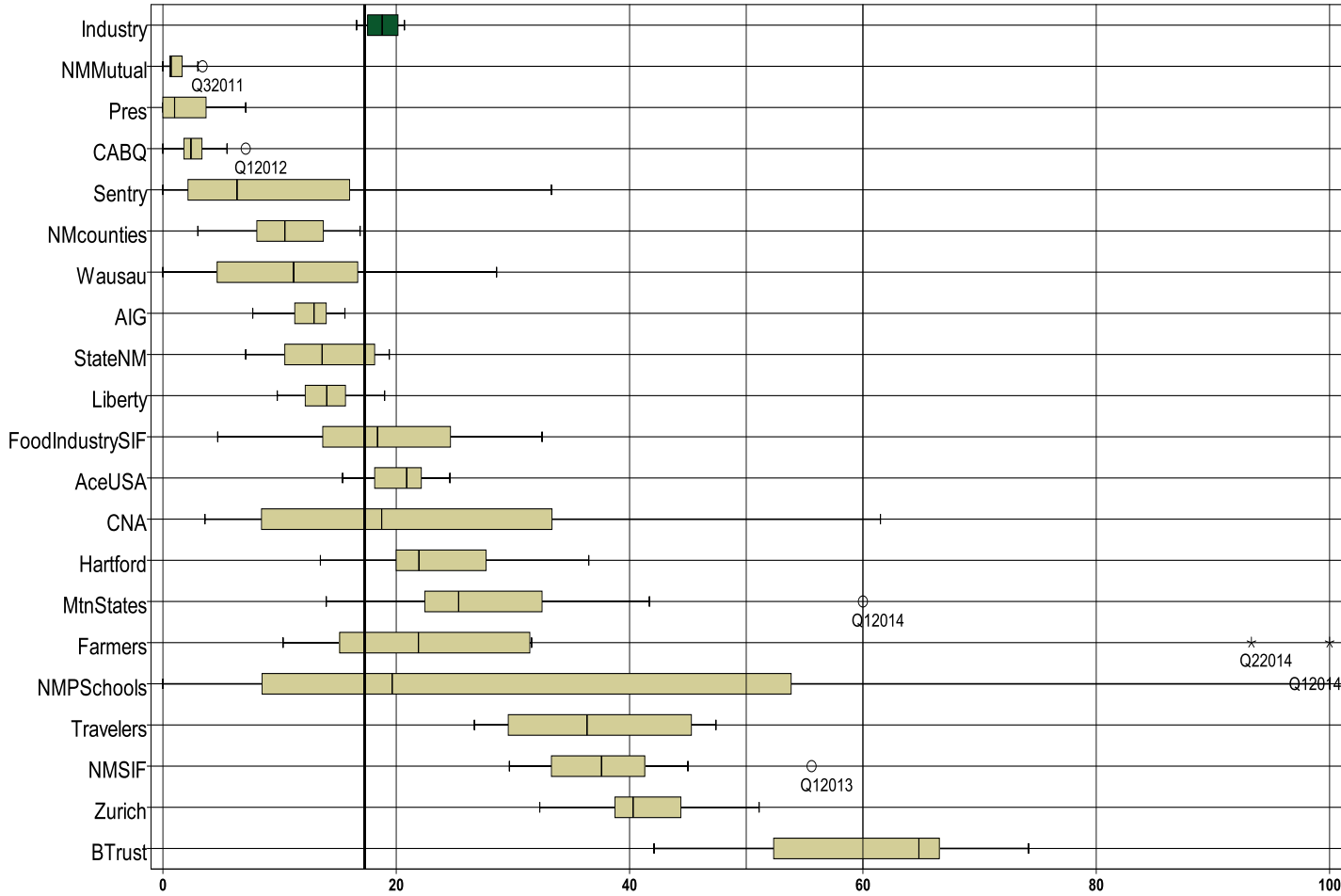
CONTENTS

LATE FILING E1 TREND: First Report of Injury or Illness	1
LATE FILING E1 ITEMIZED: First Report of Injury or Illness (CONT)	2
LATE FILING E1 ITEMIZED: First Report of Injury or Illness (CONT)	3
LATE FILING E1 ITEMIZED: First Report of Injury or Illness (CONT)	4
LATE PAYMENT OF INITIAL BENEFITS TREND: Large Carrier Report.....	5
LATE PAYMENT OF INITIAL BENEFITS ITEMIZED: Large Carrier Report (CONT)	6
LATE PAYMENT OF INITIAL BENEFITS ITEMIZED: Large Carrier Report (CONT)	7
LATE PAYMENT OF INITIAL BENEFITS ITEMIZED: Large Carrier Report (CONT)	8
LATE FILING E6 TREND: Notice of Benefit Payment	9
LATE FILING E6 ITEMIZED: Notice of Benefit Payment (CONT)	10
LATE FILING E6 ITEMIZED: Notice of Benefit Payment (CONT)	11
LATE FILING E6 ITEMIZED: Notice of Benefit Payment (CONT)	12
LATE FILING E6 ITEMIZED: Notice of Benefit Payment (CONT)	13
INSURER CLAIMS TOTAL REPORT.....	14
INSURER CLAIMS TOTAL REPORT (CONT)	15
INSURER CLAIMS TOTAL REPORT (CONT)	16
INSURER CLAIMS TOTAL REPORT (CONT)	17

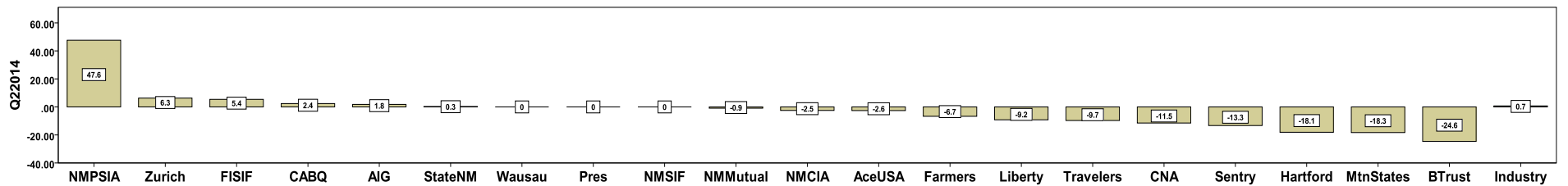
Produced by the Economic Research Bureau
 Richard Adu-Asamoah, Bureau Chief
 Leigh Martinez, Economist

2nd QUARTER CY 2014
New Mexico Workers' Compensation Administration

LATE FILING E1 TREND: First Report of Injury or Illness



Q2 CY 2014 Claim Summary		
Carrier Name	No.	% Late
ACE USA	141	22
AIG	137	10
BUILDERS TRUST	19	42
CABQ	55	6
C N A	22	50
FARMERS	15	93
FISIF	89	10
HARTFORD	52	14
LIBERTY MUTUAL	41	10
MOUNTAIN STATES	24	42
NM COUNTIES	40	13
NM MUTUAL	272	1
NM PUBSCHOOLS	63	48
NM SIF	21	33
PRESBYTERIAN	27	0
SENTRY	10	20
STATE OF NM	95	7
TRAVELERS	55	27
WAUSAU	2	0
ZURICH AMERICAN	101	39
Industry Average	1672	17%



LATE FILING E1 ITEMIZED: First Report of Injury or Illness (CONT)

Carrier ID	Carrier Name	Number of ttd-ptd claims	Number Late	Late Ratio	Expected	Z-Score	Z > 2
377	FARMERS INS EXCHANGE	15	14	93.3%	3	3.57	*****
123	CNA INS COMPANIES	22	11	50.0%	4	1.53	
994	NM PUBLIC SCHOOLS	63	30	47.6%	11	1.42	
940	BUILDERS TRUST	19	8	42.1%	3	1.16	
516	MOUNTAIN STATES MUTUAL CASUALTY	24	10	41.7%	4	1.14	
223	ZURICH AMERICAN INS GROUP	101	39	38.6%	17	1.00	
860	XL SPECIALTY INS CO	20	7	35.0%	3	0.83	
981	NM SELF INSURERS FUND	21	7	33.3%	4	0.75	
713	TRAVELERS INS CO	55	15	27.3%	10	0.47	
121	ACE USA	141	31	22.0%	24	0.22	
755	SENTRY INS CO	10	2	20.0%	2	0.13	
178	CHUBB GROUP OF INS COMPANIES	19	3	15.8%	3	-0.07	
100	WESTCO INSURANCE	13	2	15.4%	2	-0.09	
442	GREAT AMERICAN INS CO	14	2	14.3%	2	-0.14	
404	HARTFORD INS GROUP	52	7	13.5%	9	-0.18	
993	NM ASSN. OF COUNTIES INS AUTHORITY	40	5	12.5%	7	-0.22	
904	ALBUQUERQUE PUBLIC SCHOOLS	25	3	12.0%	4	-0.25	
992	FOOD INDUSTRY SELF INS FUND OF NM	89	9	10.1%	15	-0.34	
456	LIBERTY MUTUAL INS CO	41	4	9.8%	7	-0.35	
211	AMERICAN INTERNATIONAL GROUP	137	13	9.5%	24	-0.37	
951	STATE OF NM RISK MGMT DIVISION	95	7	7.4%	16	-0.46	
918	CITY OF ALBUQUERQUE	55	3	5.5%	10	-0.55	
3	NM HEALTHCARE W C GROUP	19	1	5.3%	3	-0.56	
324	FIREMAN'S FUND INS CO	80	1	1.3%	14	-0.75	
522	NM MUTUAL CASUALTY CO	272	3	1.1%	47	-0.76	
960	PRESBYTERIAN HEALTHCARE SERVICES	27	0	0.0%	5	-0.81	
995	NM HOSPITAL WORK COMP GROUP	16	0	0.0%	3	-0.81	
959	THE KROGER CO	10	0	0.0%	2	-0.81	
612	PENNSYLVANIA MANUFACTURERS ASSOCIATION	9	5	55.6%	2		
768	GUARANTEE INSURANCE COMPANY	9	8	88.9%	2		
315	FARMLAND INS CO	8	0	0.0%	1		
Totals		1,672	289	17.3%			

LATE FILING E1 ITEMIZED: First Report of Injury or Illness (CONT)

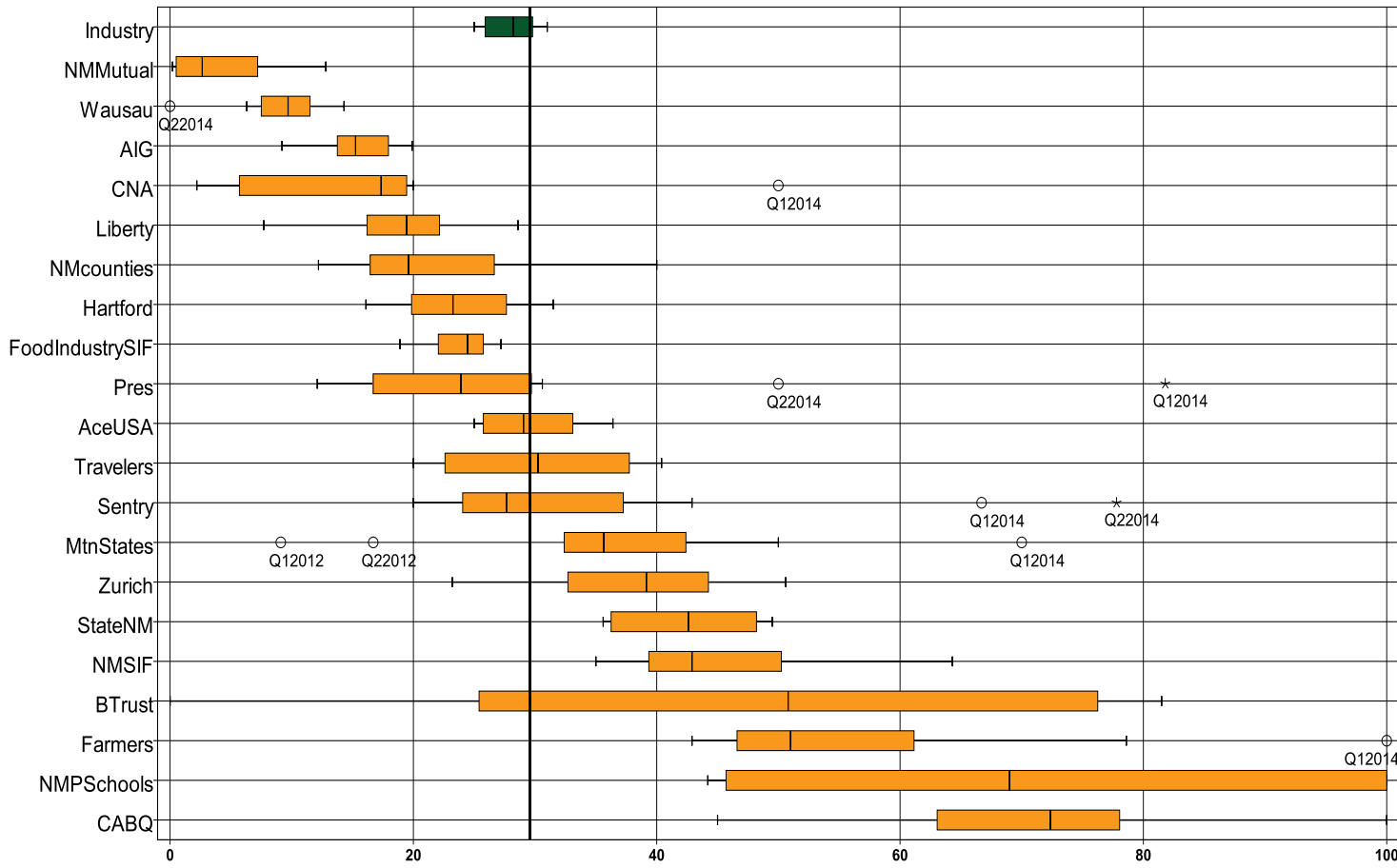
Carrier ID	Carrier Name	Number of ttd-ptd claims	Number Late	Late Ratio	Expected	Z-Score	Z > 2
556	MICHIGANMUTUAL INS CO	8	0	0.0%	1		
808	SAFETY NATIONAL CASUALTY CORPORATION	8	0	0.0%	1		
128	FIRST AMERICAN INS CO	7	2	28.6%	1		
831	ZENITH INS CO	7	3	42.9%	1		
944	FREEPORT-MCMORAN CORPORATION	7	0	0.0%	1		
518	NATIONAL AMERICAN INS CO	6	0	0.0%	1		
832	UNION STANDARD INSURANCE	6	1	16.7%	1		
973	ALLSUP ENTERPRISES INC	6	0	0.0%	1		
982	FEDERAL EXPRESS CORP	6	2	33.3%	1		
996	WESTERN REFINING	6	5	83.3%	1		
140	ARGONAUT	5	0	0.0%	1		
615	OLD REPUBLIC INS CO	5	0	0.0%	1		
921	CITY OF LAS CRUCES	4	3	75.0%	1		
122	MARKEL AMERICAN INS CO	3	2	66.7%	1		
364	FEDERATED MUTUAL INS CO	3	1	33.3%	1		
483	LUMBERMENS UNDERWRITING ALLIANCE	3	1	33.3%	1		
747	STATE FARM FIRE & CASUALTY CO	3	0	0.0%	1		
751	STAR INS CO	3	1	33.3%	1		
962	ST VINCENT HOSPITAL	3	0	0.0%	1		
10	TOWN & COUNTRY FOOD STORES INC	2	0	0.0%	0		
103	CALIFORNIA INDEMNITY INS CO	2	2	100.0%	0		
222	CRUM & FORSTER INS CO	2	1	50.0%	0		
647	PROTECTIVE INS CO	2	0	0.0%	0		
752	PRAETORIAN INS CO	2	0	0.0%	0		
781	NM PROPERTY AND CASUALTY CO	2	0	0.0%	0		
795	ACCIDENT FUND NATIONAL INS CO	2	1	50.0%	0		
800	STATE NATIONAL INSURANCE	2	1	50.0%	0		
888	WAUSAU UNDERWRITERS INS CO	2	0	0.0%	0		
909	ARCHDIOCESE OF SANTA FE	2	1	50.0%	0		
919	CITY OF CARLSBAD	2	0	0.0%	0		
947	PUBLIC SERVICE CO OF NM	2	1	50.0%	0		
Totals		1,672	289	17.3%			

LATE FILING E1 ITEMIZED: First Report of Injury or Illness (CONT)

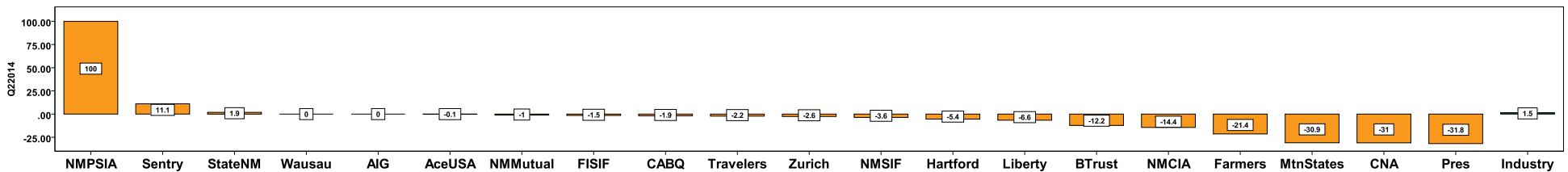
Carrier ID	Carrier Name	Number of ttd- ptd claims	Number Late	Late Ratio	Expected	Z-Score	Z > 2
2	ASSOC BUILDERS & CONTRACTORS	1	0	0.0%	0		
54	TECHNOLOGY INS CO	1	0	0.0%	0		
71	TYSON FOODS	1	1	100.0%	0		
104	ADVANTAGE WORKERS' COMP	1	1	100.0%	0		
149	ONE BEACON INS	1	1	100.0%	0		
164	ATLANTIC MUTUAL INS CO	1	0	0.0%	0		
173	BROTHERHOOD MUTUAL INS CO	1	0	0.0%	0		
180	ACIG INS CO	1	0	0.0%	0		
267	AMERICAN MINING INSURANCE	1	0	0.0%	0		
303	ST PAUL FIRE & MARINE COMPANIES	1	1	100.0%	0		
307	GRAY INS CO, THE	1	1	100.0%	0		
435	HANOVER INS CO	1	1	100.0%	0		
521	PHARMACISTS MUTUAL	1	0	0.0%	0		
737	ST PAUL FIRE & MARINE COMPANIES	1	0	0.0%	0		
748	REDWOOD FIRE & CASUALTY	1	0	0.0%	0		
750	REPUBLIC COMPANIES GROUP	1	1	100.0%	0		
756	WORK FIRST CASUALTY CO	1	0	0.0%	0		
787	REINS CO OF AMERICA	1	0	0.0%	0		
790	SEABRIGHT INS CO	1	1	100.0%	0		
798	ACUITY INSURANCE	1	0	0.0%	0		
833	CINCINNATI INS CO	1	0	0.0%	0		
901	ABF FREIGHT SYSTEM INC	1	0	0.0%	0		
913	BASHA'S INC	1	1	100.0%	0		
920	CITY OF FARMINGTON	1	0	0.0%	0		
922	CITY OF SANTA FE	1	0	0.0%	0		
927	GROENDYKE TRANSPORT INC	1	1	100.0%	0		
954	RYDER SYSTEMS INC	1	1	100.0%	0		
990	NM RURAL ELECTRIC COOP ASSOC	1	0	0.0%	0		
Totals		1,672	289	17.3%			

2nd QUARTER CY 2014
New Mexico Workers' Compensation Administration

LATE PAYMENT OF INITIAL BENEFITS TREND: Large Carrier Report



Q2 CY 2014 Claim Summary		
Carrier Name	No.	% Late
ACE USA	136	26
AIG	127	15
BUILDERS TRUST	19	21
CABQ	54	98
C N A	21	19
FARMERS	14	79
FISIF	87	24
HARTFORD	50	24
LIBERTY MUTUAL	41	22
MOUNTAIN STATES	23	39
NM COUNTIES	39	26
NM MUTUAL	264	0
NM PUBSCHOOLS	62	100
NM SIF	21	38
PRESBYTERIAN	26	50
SENTRY	9	78
STATE OF NM	93	38
TRAVELERS	55	20
WAUSAU	2	0
ZURICH AMERICAN	99	23
Industry Average	1619	30%



LATE PAYMENT OF INITIAL BENEFITS ITEMIZED: Large Carrier Report (CONT)

Carrier ID	Carrier Name	Number of ttd-ptd claims	Number Late	Late Ratio	Expected	Z-Score	Z > 2
994	NM PUBLIC SCHOOLS	62	62	100.0%	18	2.61	*****
918	CITY OF ALBUQUERQUE	54	53	98.1%	16	2.54	*****
904	ALBUQUERQUE PUBLIC SCHOOLS	25	22	88.0%	7	2.17	*****
377	FARMERS INS EXCHANGE	14	11	78.6%	4	1.82	
960	PRESBYTERIAN HEALTHCARE SERVICES	26	13	50.0%	8	0.76	
100	WESTCO INSURANCE	13	6	46.2%	4	0.61	
516	MOUNTAIN STATES MUTUAL CASUALTY	23	9	39.1%	7	0.35	
178	CHUBB GROUP OF INS COMPANIES	18	7	38.9%	5	0.34	
442	GREAT AMERICAN INS CO	13	5	38.5%	4	0.33	
981	NM SELF INSURERS FUND	21	8	38.1%	6	0.31	
951	STATE OF NM RISK MGMT DIVISION	93	35	37.6%	28	0.30	
860	XL SPECIALTY INS CO	20	6	30.0%	6	0.01	
121	ACE USA	136	35	25.7%	40	-0.15	
993	NM ASSN. OF COUNTIES INS AUTHORITY	39	10	25.6%	12	-0.15	
992	FOOD INDUSTRY SELF INS FUND OF NM	87	21	24.1%	26	-0.20	
404	HARTFORD INS GROUP	50	12	24.0%	15	-0.21	
223	ZURICH AMERICAN INS GROUP	99	23	23.2%	29	-0.24	
456	LIBERTY MUTUAL INS CO	41	9	22.0%	12	-0.29	
940	BUILDERS TRUST	19	4	21.1%	6	-0.32	
713	TRAVELERS INS CO	55	11	20.0%	16	-0.36	
995	NM HOSPITAL WORK COMP GROUP	15	3	20.0%	4	-0.36	
959	THE KROGER CO	10	2	20.0%	3	-0.36	
123	CNA INS COMPANIES	21	4	19.0%	6	-0.39	
3	NM HEALTHCARE W C GROUP	19	3	15.8%	6	-0.51	
211	AMERICAN INTERNATIONAL GROUP	127	19	15.0%	38	-0.55	
522	NM MUTUAL CASUALTY CO	264	1	0.4%	78	-1.09	
324	FIREMAN'S FUND INS CO	79	0	0.0%	23	-1.10	
612	PENNSYLVANIA MANUFACTURERS ASSOCIATION	9	5	55.6%	3		
755	SENTRY INS CO	9	7	77.8%	3		
315	FARMLAND INS CO	8	2	25.0%	2		
808	SAFETY NATIONAL CASUALTY CORPORATION	8	3	37.5%	2		
Totals		1,619	480	29.6%			

LATE PAYMENT OF INITIAL BENEFITS ITEMIZED: Large Carrier Report (CONT)

Carrier ID	Carrier Name	Number of ttd-ptd claims	Number Late	Late Ratio	Expected	Z-Score	Z > 2
128	FIRST AMERICAN INS CO	7	2	28.6%	2		
556	MICHIGANMUTUAL INS CO	7	5	71.4%	2		
768	GUARANTEE INSURANCE COMPANY	7	7	100.0%	2		
831	ZENITH INS CO	7	3	42.9%	2		
944	FREEMPORT-MCMORAN CORPORATION	7	2	28.6%	2		
518	NATIONAL AMERICAN INS CO	6	5	83.3%	2		
973	ALLSUP ENTERPRISES INC	6	0	0.0%	2		
982	FEDERAL EXPRESS CORP	6	1	16.7%	2		
996	WESTERN REFINING	6	0	0.0%	2		
140	ARGONAUT	5	5	100.0%	1		
615	OLD REPUBLIC INS CO	5	0	0.0%	1		
832	UNION STANDARD INSURANCE	5	2	40.0%	1		
921	CITY OF LAS CRUCES	4	4	100.0%	1		
122	MARKEL AMERICAN INS CO	3	2	66.7%	1		
364	FEDERATED MUTUAL INS CO	3	1	33.3%	1		
483	LUMBERMENS UNDERWRITING ALLIANCE	3	3	100.0%	1		
747	STATE FARM FIRE & CASUALTY CO	3	0	0.0%	1		
751	STAR INS CO	3	0	0.0%	1		
10	TOWN & COUNTRY FOOD STORES INC	2	1	50.0%	1		
103	CALIFORNIA INDEMNITY INS CO	2	1	50.0%	1		
222	CRUM & FORSTER INS CO	2	1	50.0%	1		
647	PROTECTIVE INS CO	2	2	100.0%	1		
752	PRAETORIAN INS CO	2	0	0.0%	1		
781	NM PROPERTY AND CASUALTY CO	2	2	100.0%	1		
795	ACCIDENT FUND NATIONAL INS CO	2	0	0.0%	1		
800	STATE NATIONAL INSURANCE	2	1	50.0%	1		
888	WAUSAU UNDERWRITERS INS CO	2	0	0.0%	1		
909	ARCHDIOCESE OF SANTA FE	2	1	50.0%	1		
919	CITY OF CARLSBAD	2	0	0.0%	1		
947	PUBLIC SERVICE CO OF NM	2	2	100.0%	1		
962	ST VINCENT HOSPITAL	2	0	0.0%	1		
Totals		1,619	480	29.6%			

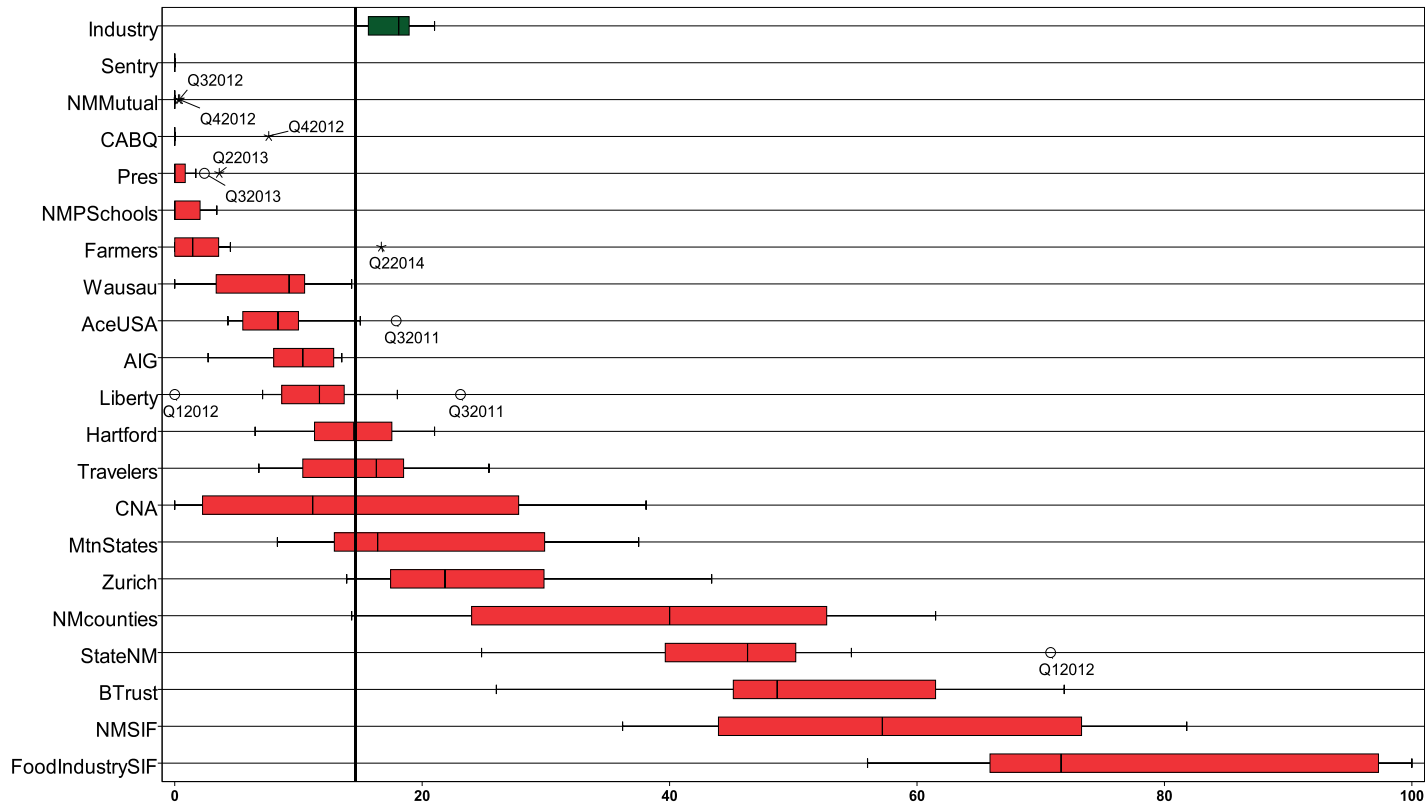
LATE PAYMENT OF INITIAL BENEFITS ITEMIZED: Large Carrier Report (CONT)

Carrier ID	Carrier Name	Number of ttd-ptd claims	Number Late	Late Ratio	Expected	Z-Score	Z > 2
2	ASSOC BUILDERS & CONTRACTORS	1	1	100.0%	0		
54	TECHNOLOGY INS CO	1	1	100.0%	0		
71	TYSON FOODS	1	1	100.0%	0		
104	ADVANTAGE WORKERS' COMP	1	1	100.0%	0		
149	ONE BEACON INS	1	1	100.0%	0		
164	ATLANTIC MUTUAL INS CO	1	0	0.0%	0		
173	BROTHERHOOD MUTUAL INS CO	1	1	100.0%	0		
267	AMERICAN MINING INSURANCE	1	0	0.0%	0		
303	ST PAUL FIRE & MARINE COMPANIES	1	1	100.0%	0		
307	GRAY INS CO, THE	1	0	0.0%	0		
435	HANOVER INS CO	1	1	100.0%	0		
521	PHARMACISTS MUTUAL	1	1	100.0%	0		
748	REDWOOD FIRE & CASUALTY	1	1	100.0%	0		
750	REPUBLIC COMPANIES GROUP	1	1	100.0%	0		
756	WORK FIRST CASUALTY CO	1	0	0.0%	0		
787	REINS CO OF AMERICA	1	0	0.0%	0		
790	SEABRIGHT INS CO	1	1	100.0%	0		
798	ACUITY INSURANCE	1	1	100.0%	0		
901	ABF FREIGHT SYSTEM INC	1	0	0.0%	0		
913	BASHA'S INC	1	0	0.0%	0		
922	CITY OF SANTA FE	1	1	100.0%	0		
927	GROENDYKE TRANSPORT INC	1	1	100.0%	0		
990	NM RURAL ELECTRIC COOP ASSOC	1	1	100.0%	0		

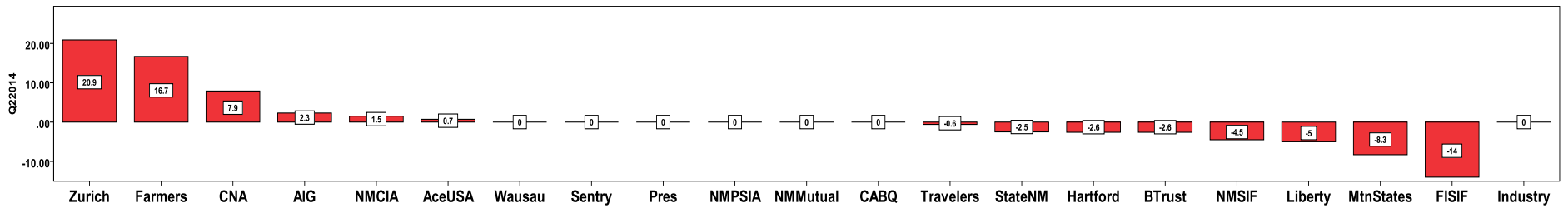
Totals		1,619	480	29.6%			
---------------	--	--------------	------------	--------------	--	--	--

2nd QUARTER CY 2014
New Mexico Workers' Compensation Administration

LATE FILING E6 TREND: Notice of Benefit Payment



Q2 CY 2014 Claim Summary		
Carrier Name	No.	% Late
ACE USA	162	9
AIG	159	5
BUILDERS TRUST	19	47
CABQ	60	0
C N A	27	22
FARMERS	18	17
FISIF	93	72
HARTFORD	62	7
LIBERTY MUTUAL	60	8
MOUNTAIN STATES	27	15
NM COUNTIES	52	62
NM MUTUAL	291	0
NM PUBSCHOOLS	71	0
NM SIF	24	42
PRESBYTERIAN	29	0
SENTRY	10	0
STATE OF NM	101	25
TRAVELERS	56	18
WAUSAU	3	0
Zurich	115	35
Industry Average	1866	15%



LATE FILING E6 ITEMIZED: Notice of Benefit Payment (CONT)

Carrier ID	Carrier Name	Number of ttd-ptd claims	Number Late	Late Ratio	Expected	Z-Score	Z > 2
992	FOOD INDUSTRY SELF INS FUND OF NM	93	67	72.0%	14	2.95	*****
993	NM ASSN. OF COUNTIES INS AUTHORITY	52	32	61.5%	8	2.41	*****
940	BUILDERS TRUST	19	9	47.4%	3	1.68	
981	NM SELF INSURERS FUND	24	10	41.7%	4	1.39	
223	ZURICH AMERICAN INS GROUP	115	40	34.8%	17	1.04	
860	XL SPECIALTY INS CO	20	5	25.0%	3	0.53	
556	MICHIGANMUTUAL INS CO	12	3	25.0%	2	0.53	
951	STATE OF NM RISK MGMT DIVISION	101	25	24.8%	15	0.52	
123	CNA INS COMPANIES	27	6	22.2%	4	0.39	
100	WESTCO INSURANCE	14	3	21.4%	2	0.35	
713	TRAVELERS INS CO	56	10	17.9%	8	0.17	
377	FARMERS INS EXCHANGE	18	3	16.7%	3	0.10	
516	MOUNTAIN STATES MUTUAL CASUALTY	27	4	14.8%	4	0.01	
995	NM HOSPITAL WORK COMP GROUP	17	2	11.8%	2	-0.15	
121	ACE USA	162	14	8.6%	24	-0.31	
456	LIBERTY MUTUAL INS CO	60	5	8.3%	9	-0.32	
404	HARTFORD INS GROUP	62	4	6.5%	9	-0.42	
211	AMERICAN INTERNATIONAL GROUP	159	8	5.0%	23	-0.49	
3	NM HEALTHCARE W C GROUP	20	1	5.0%	3	-0.49	
324	FIREMAN'S FUND INS CO	88	1	1.1%	13	-0.69	
522	NM MUTUAL CASUALTY CO	291	0	0.0%	43	-0.75	
994	NM PUBLIC SCHOOLS	71	0	0.0%	10	-0.75	
918	CITY OF ALBUQUERQUE	60	0	0.0%	9	-0.75	
960	PRESBYTERIAN HEALTHCARE SERVICES	29	0	0.0%	4	-0.75	
904	ALBUQUERQUE PUBLIC SCHOOLS	25	0	0.0%	4	-0.75	
178	CHUBB GROUP OF INS COMPANIES	19	0	0.0%	3	-0.75	
442	GREAT AMERICAN INS CO	14	0	0.0%	2	-0.75	
612	PENNSYLVANIA MANUFACTURERS ASSOCIATION	11	0	0.0%	2	-0.75	
755	SENTRY INS CO	10	0	0.0%	1	-0.75	
768	GUARANTEE INSURANCE COMPANY	10	0	0.0%	1	-0.75	
808	SAFETY NATIONAL CASUALTY CORPORATION	10	0	0.0%	1	-0.75	
Total		1,866	273	14.6%			

LATE FILING E6 ITEMIZED: Notice of Benefit Payment (CONT)

Carrier ID	Carrier Name	Number of ttd-ptd claims	Number Late	Late Ratio	Expected	Z-Score	Z > 2
959	THE KROGER CO	10	0	0.0%	1	-0.75	
128	FIRST AMERICAN INS CO	8	0	0.0%	1		
315	FARMLAND INS CO	8	0	0.0%	1		
518	NATIONAL AMERICAN INS CO	7	0	0.0%	1		
831	ZENITH INS CO	7	1	14.3%	1		
944	FREEPORT-MCMORAN CORPORATION	7	0	0.0%	1		
140	ARGONAUT	6	1	16.7%	1		
832	UNION STANDARD INSURANCE	6	1	16.7%	1		
973	ALLSUP ENTERPRISES INC	6	3	50.0%	1		
982	FEDERAL EXPRESS CORP	6	0	0.0%	1		
996	WESTERN REFINING	6	4	66.7%	1		
615	OLD REPUBLIC INS CO	5	0	0.0%	1		
921	CITY OF LAS CRUCES	5	0	0.0%	1		
122	MARKEL AMERICAN INS CO	4	1	25.0%	1		
364	FEDERATED MUTUAL INS CO	3	0	0.0%	0		
483	LUMBERMENS UNDERWRITING ALLIANCE	3	0	0.0%	0		
747	STATE FARM FIRE & CASUALTY CO	3	0	0.0%	0		
751	STAR INS CO	3	1	33.3%	0		
888	WAUSAU UNDERWRITERS INS CO	3	0	0.0%	0		
901	ABF FREIGHT SYSTEM INC	3	0	0.0%	0		
962	ST VINCENT HOSPITAL	3	0	0.0%	0		
2	ASSOC BUILDERS & CONTRACTORS	2	0	0.0%	0		
10	TOWN & COUNTRY FOOD STORES INC	2	0	0.0%	0		
103	CALIFORNIA INDEMNITY INS CO	2	0	0.0%	0		
104	ADVANTAGE WORKERS' COMP	2	0	0.0%	0		
222	CRUM & FORSTER INS CO	2	1	50.0%	0		
647	PROTECTIVE INS CO	2	1	50.0%	0		
750	REPUBLIC COMPANIES GROUP	2	0	0.0%	0		
752	PRAETORIAN INS CO	2	0	0.0%	0		
781	NM PROPERTY AND CASUALTY CO	2	0	0.0%	0		
795	ACCIDENT FUND NATIONAL INS CO	2	0	0.0%	0		
Total		1,866	273	14.6%			

LATE FILING E6 ITEMIZED: Notice of Benefit Payment (CONT)

Carrier ID	Carrier Name	Number of ttd-ptd claims	Number Late	Late Ratio	Expected	Z-Score	Z > 2
800	STATE NATIONAL INSURANCE	2	0	0.0%	0		
909	ARCHDIOCESE OF SANTA FE	2	0	0.0%	0		
919	CITY OF CARLSBAD	2	0	0.0%	0		
922	CITY OF SANTA FE	2	0	0.0%	0		
947	PUBLIC SERVICE CO OF NM	2	0	0.0%	0		
968	UNOCAL CORPORATION	2	1	50.0%	0		
54	TECHNOLOGY INS CO	1	0	0.0%	0		
71	TYSON FOODS	1	0	0.0%	0		
83	NM BUILDING BRANCH AGC COMPTRUST	1	0	0.0%	0		
149	ONE BEACON INS	1	0	0.0%	0		
164	ATLANTIC MUTUAL INS CO	1	0	0.0%	0		
173	BROTHERHOOD MUTUAL INS CO	1	0	0.0%	0		
180	ACIG INS CO	1	0	0.0%	0		
267	AMERICAN MINING INSURANCE	1	0	0.0%	0		
303	ST PAUL FIRE & MARINE COMPANIES	1	1	100.0%	0		
307	GRAY INS CO, THE	1	1	100.0%	0		
435	HANOVER INS CO	1	1	100.0%	0		
521	PHARMACISTS MUTUAL	1	1	100.0%	0		
737	ST PAUL FIRE & MARINE COMPANIES	1	0	0.0%	0		
748	REDWOOD FIRE & CASUALTY	1	0	0.0%	0		
756	WORK FIRST CASUALTY CO	1	0	0.0%	0		
787	REINS CO OF AMERICA	1	0	0.0%	0		
790	SEABRIGHT INS CO	1	0	0.0%	0		
798	ACUITY INSURANCE	1	0	0.0%	0		
833	CINCINNATI INS CO	1	1	100.0%	0		
913	BASHA'S INC	1	0	0.0%	0		
920	CITY OF FARMINGTON	1	0	0.0%	0		
927	GROENDYKE TRANSPORT INC	1	0	0.0%	0		
950	LOS ALAMOS LABS	1	0	0.0%	0		
954	RYDER SYSTEMS INC	1	0	0.0%	0		
955	HONEYWELL INC, RISK MGMT	1	1	100.0%	0		
Total		1,866	273	14.6%			

LATE FILING E6 ITEMIZED: Notice of Benefit Payment (CONT)

Carrier ID	Carrier Name	Number of ttd-ptd claims	Number Late	Late Ratio	Expected	Z-Score	Z > 2
990	NM RURAL ELECTRIC COOP ASSOC	1	0	0.0%	0		

Total		1,866	273	14.6%			
--------------	--	--------------	------------	--------------	--	--	--

2nd QUARTER CY 2014
New Mexico Workers' Compensation Administration

INSURER CLAIMS TOTAL REPORT

Carrier ID	Carrier Name	PAPER		EDI/WEB		EDI	Paper	Contested	Total	% EDI	Inpatient Reports
		Contested	Non-Contested	Contested	Non-Contested						
2	ASSOC BUILDERS & CONTRACTORS	0	0	1	1	2	0	1	2	100%	0
3	NM HEALTHCARE W C GROUP	0	0	0	20	20	0	0	20	100%	1
10	TOWN & COUNTRY FOOD STORES INC	0	2	0	0	0	2	0	2	0%	0
54	TECHNOLOGY INS CO	0	0	0	1	1	0	0	1	100%	0
71	TYSON FOODS	0	1	0	0	0	1	0	1	0%	0
83	NM BUILDING BRANCH AGC COMPTRUST	0	1	0	0	0	1	0	1	0%	0
100	WESTCO INSURANCE	0	0	0	14	14	0	0	14	100%	0
103	CALIFORNIA INDEMNITY INS CO	0	0	0	2	2	0	0	2	100%	0
104	ADVANTAGE WORKERS' COMP	0	2	0	0	0	2	0	2	0%	0
121	ACE USA	0	0	5	157	162	0	5	162	100%	15
122	MARKEL AMERICAN INS CO	0	0	0	4	4	0	0	4	100%	0
123	CNA INS COMPANIES	0	0	1	26	27	0	1	27	100%	0
128	FIRST AMERICAN INS CO	0	0	0	8	8	0	0	8	100%	0
140	ARGONAUT	0	0	0	6	6	0	0	6	100%	0
149	ONE BEACON INS	0	0	0	1	1	0	0	1	100%	1
164	ATLANTIC MUTUAL INS CO	0	0	0	1	1	0	0	1	100%	0
173	BROTHERHOOD MUTUAL INS CO	0	0	0	1	1	0	0	1	100%	0
178	CHUBB GROUP OF INS COMPANIES	0	0	1	18	19	0	1	19	100%	0
180	ACIG INS CO	0	0	0	1	1	0	0	1	100%	0
211	AMERICAN INTERNATIONAL GROUP	1	1	11	146	157	2	12	159	99%	34
222	CRUM & FORSTER INS CO	0	0	0	2	2	0	0	2	100%	0
223	ZURICH AMERICAN INS GROUP	0	1	3	111	114	1	3	115	99%	17
267	AMERICAN MINING INSURANCE	0	0	0	1	1	0	0	1	100%	0
303	ST PAUL FIRE & MARINE COMPANIES	0	1	0	0	0	1	0	1	0%	0
307	GRAY INS CO, THE	0	1	0	0	0	1	0	1	0%	0
315	FARMLAND INS CO	0	0	0	8	8	0	0	8	100%	0
324	FIREMAN'S FUND INS CO	0	0	1	87	88	0	1	88	100%	0
364	FEDERATED MUTUAL INS CO	0	0	0	3	3	0	0	3	100%	0
377	FARMERS INS EXCHANGE	0	0	1	17	18	0	1	18	100%	0
404	HARTFORD INS GROUP	0	0	3	59	62	0	3	62	100%	24
435	HANOVER INS CO	0	0	0	1	1	0	0	1	100%	0
Total		11	183	53	1,629	1,682	194	64	1,876	90%	335

INSURER CLAIMS TOTAL REPORT (CONT)

Carrier ID	Carrier Name	PAPER		EDI/WEB		EDI	Paper	Contested	Total	% EDI	Inpatient Reports
		Contested	Non-Contested	Contested	Non-Contested						
442	GREAT AMERICAN INS CO	0	0	1	13	14	0	1	14	100%	0
456	LIBERTY MUTUAL INS CO	0	0	0	60	60	0	0	60	100%	0
483	LUMBERMENS UNDERWRITING ALLIANCE	0	0	0	3	3	0	0	3	100%	0
516	MOUNTAIN STATES MUTUAL CASUALTY	0	0	0	27	27	0	0	27	100%	0
518	NATIONAL AMERICAN INS CO	0	0	0	7	7	0	0	7	100%	0
521	PHARMACISTS MUTUAL	0	1	0	0	0	1	0	1	0%	0
522	NM MUTUAL CASUALTY CO	0	0	12	279	291	0	12	291	100%	160
556	MICHIGANMUTUAL INS CO	0	0	1	11	12	0	1	12	100%	0
612	PENNSYLVANIA MANUFACTURERS ASSOCIATION	0	0	0	11	11	0	0	11	100%	0
615	OLD REPUBLIC INS CO	0	0	0	5	5	0	0	5	100%	6
647	PROTECTIVE INS CO	0	0	0	2	2	0	0	2	100%	0
713	TRAVELERS INS CO	0	0	0	56	56	0	0	56	100%	42
737	ST PAUL FIRE & MARINE COMPANIES	0	0	1	0	1	0	1	1	100%	5
747	STATE FARM FIRE & CASUALTY CO	0	0	0	3	3	0	0	3	100%	0
748	REDWOOD FIRE & CASUALTY	0	0	0	1	1	0	0	1	100%	0
750	REPUBLIC COMPANIES GROUP	0	0	0	2	2	0	0	2	100%	0
751	STAR INS CO	0	0	0	3	3	0	0	3	100%	0
752	PRAETORIAN INS CO	0	0	0	2	2	0	0	2	100%	0
755	SENTRY INS CO	0	0	0	10	10	0	0	10	100%	0
756	WORK FIRST CASUALTY CO	0	0	0	1	1	0	0	1	100%	0
768	GUARANTEE INSURANCE COMPANY	0	0	2	8	10	0	2	10	100%	0
781	NM PROPERTY AND CASUALTY CO	0	0	0	2	2	0	0	2	100%	0
787	REINS CO OF AMERICA	0	0	0	1	1	0	0	1	100%	0
790	SEABRIGHT INS CO	0	0	0	1	1	0	0	1	100%	0
795	ACCIDENT FUND NATIONAL INS CO	0	0	0	2	2	0	0	2	100%	0
798	ACUITY INSURANCE	0	0	0	1	1	0	0	1	100%	0
800	STATE NATIONAL INSURANCE	0	0	0	2	2	0	0	2	100%	0
808	SAFETY NATIONAL CASUALTY CORPORATION	0	1	0	9	9	1	0	10	90%	3
831	ZENITH INS CO	0	0	0	7	7	0	0	7	100%	0
832	UNION STANDARD INSURANCE	0	0	1	5	6	0	1	6	100%	0
833	CINCINNATI INS CO	1	0	0	0	0	1	1	1	0%	0
Total		11	183	53	1,629	1,682	194	64	1,876	90%	335

INSURER CLAIMS TOTAL REPORT (CONT)

Carrier ID	Carrier Name	PAPER		EDI/WEB		EDI	Paper	Contested	Total	% EDI	Inpatient Reports
		Contested	Non-Contested	Contested	Non-Contested						
860	XL SPECIALTY INS CO	0	3	0	17	17	3	0	20	85%	0
888	WAUSAU UNDERWRITERS INS CO	0	0	0	3	3	0	0	3	100%	0
901	ABF FREIGHT SYSTEM INC	0	0	0	3	3	0	0	3	100%	0
904	ALBUQUERQUE PUBLIC SCHOOLS	0	0	0	25	25	0	0	25	100%	0
909	ARCHDIOCESE OF SANTA FE	0	2	0	0	0	2	0	2	0%	0
913	BASHA'S INC	0	0	0	1	1	0	0	1	100%	0
918	CITY OF ALBUQUERQUE	0	0	1	59	60	0	1	60	100%	0
919	CITY OF CARLSBAD	0	0	0	2	2	0	0	2	100%	3
920	CITY OF FARMINGTON	0	0	1	0	1	0	1	1	100%	0
921	CITY OF LAS CRUCES	0	0	0	5	5	0	0	5	100%	0
922	CITY OF SANTA FE	0	0	0	2	2	0	0	2	100%	0
927	GROENDYKE TRANSPORT INC	0	0	0	1	1	0	0	1	100%	0
940	BUILDERS TRUST	0	0	0	19	19	0	0	19	100%	11
944	PHELPS DODGE CORP	0	0	0	7	7	0	0	7	100%	0
947	PUBLIC SERVICE CO OF NM	0	0	0	2	2	0	0	2	100%	0
950	LOS ALAMOS LABS	0	0	0	1	1	0	0	1	100%	0
951	STATE OF NM RISK MGMT DIVISION	0	0	2	99	101	0	2	101	100%	0
954	RYDER SYSTEMS INC	0	0	1	0	1	0	1	1	100%	0
955	HONEYWELL INC, RISK MGMT	0	0	0	1	1	0	0	1	100%	0
959	THE KROGER CO	0	0	0	20	20	0	0	20	100%	0
960	PRESBYTERIAN HEALTHCARE SERVICES	0	0	0	29	29	0	0	29	100%	0
962	ST VINCENT HOSPITAL	0	0	1	2	3	0	1	3	100%	0
968	UNOCAL CORPORATION	0	0	0	2	2	0	0	2	100%	0
973	ALLSUP ENTERPRISES INC	0	6	0	0	0	6	0	6	0%	0
981	NM SELF INSURERS FUND	1	23	0	0	0	24	1	24	0%	8
982	FEDERAL EXPRESS CORP	0	0	0	6	6	0	0	6	100%	0
990	NM RURAL ELECTRIC COOP ASSOC	0	0	0	1	1	0	0	1	100%	0
992	FOOD INDUSTRY SELF INS FUND OF NM	4	89	0	0	0	93	4	93	0%	5
993	NM ASSN. OF COUNTIES INS AUTHORITY	4	48	0	0	0	52	4	52	0%	0
994	NM PUBLIC SCHOOLS	0	0	1	70	71	0	1	71	100%	0
995	NM HOSPITAL WORK COMP GROUP	0	0	1	16	17	0	1	17	100%	0
Total		11	183	53	1,629	1,682	194	64	1,876	90%	335

INSURER CLAIMS TOTAL REPORT (CONT)

Carrier ID	Carrier Name	<u>PAPER</u>		<u>EDI/WEB</u>		EDI	Paper	Contested	Total	% EDI	Inpatient Reports
		Contested	Non-Contested	Contested	Non-Contested						
996	WESTERN REFINING	0	0	0	6	6	0	0	6	100%	0

Total		11	183	53	1,629	1,682	194	64	1,876	90%	335
--------------	--	-----------	------------	-----------	--------------	--------------	------------	-----------	--------------	------------	------------