



## THIRD QUARTER CY 2014 INSURER SCORECARD

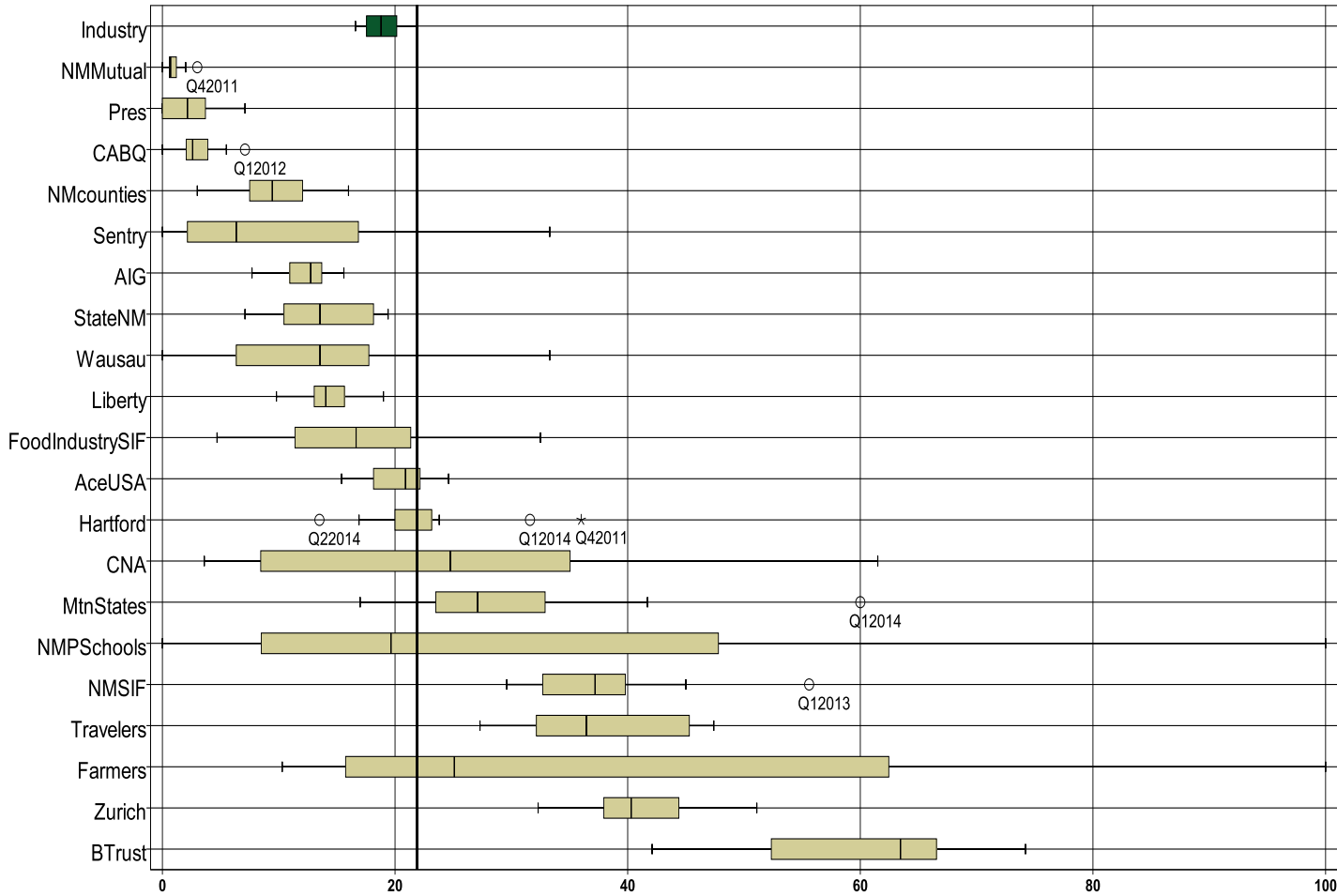
### CONTENTS

LATE FILING E1 TREND: First Report of Injury or Illness .....	1
LATE FILING E1 ITEMIZED: First Report of Injury or Illness (CONT) .....	2
LATE FILING E1 ITEMIZED: First Report of Injury or Illness (CONT) .....	3
LATE FILING E1 ITEMIZED: First Report of Injury or Illness (CONT) .....	4
LATE FILING E1 ITEMIZED: First Report of Injury or Illness (CONT) .....	5
LATE PAYMENT OF INITIAL BENEFITS TREND: Large Carrier Report.....	6
LATE PAYMENT OF INITIAL BENEFITS ITEMIZED: Large Carrier Report (CONT) .....	7
LATE PAYMENT OF INITIAL BENEFITS ITEMIZED: Large Carrier Report (CONT) .....	8
LATE PAYMENT OF INITIAL BENEFITS ITEMIZED: Large Carrier Report (CONT) .....	9
LATE PAYMENT OF INITIAL BENEFITS ITEMIZED: Large Carrier Report (CONT) .....	10
LATE FILING E6 TREND: Notice of Benefit Payment .....	11
LATE FILING E6 ITEMIZED: Notice of Benefit Payment (CONT) .....	12
LATE FILING E6 ITEMIZED: Notice of Benefit Payment (CONT) .....	13
LATE FILING E6 ITEMIZED: Notice of Benefit Payment (CONT) .....	14
LATE FILING E6 ITEMIZED: Notice of Benefit Payment (CONT) .....	15
INSURER CLAIMS TOTAL REPORT.....	16
INSURER CLAIMS TOTAL REPORT (CONT) .....	17
INSURER CLAIMS TOTAL REPORT (CONT) .....	18
INSURER CLAIMS TOTAL REPORT (CONT) .....	19

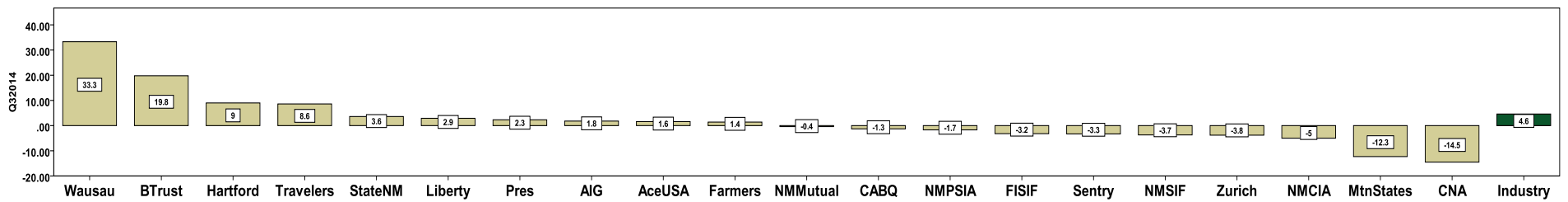
Produced by the Economic Research Bureau  
 Richard Adu-Asamoah, Bureau Chief  
 Leigh Martinez, Economist

**3<sup>RD</sup> QUARTER CY 2014**  
New Mexico Workers' Compensation Administration

**LATE FILING E1 TREND: First Report of Injury or Illness**



Q3 CY 2014 Claim Summary		
Carrier Name	No.	% Late
ACE USA	216	24
AIG	222	11
BUILDERS TRUST	210	62
CABQ	71	4
C N A	31	36
FARMERS	19	95
FISIF	130	7
HARTFORD	102	23
LIBERTY MUTUAL	63	13
MOUNTAIN STATES	34	29
NM COUNTIES	67	8
NM MUTUAL	432	1
NM PUBSCHOOLS	222	46
NM SIF	54	30
PRESBYTERIAN	44	1
SENTRY	12	17
STATE OF NM	155	11
TRAVELERS	103	36
WAUSAU	9	33
ZURICH AMERICAN	161	35
<b>Industry Average</b>	<b>3032</b>	<b>22%</b>



**LATE FILING E1 ITEMIZED: First Report of Injury or Illness (CONT)**

Carrier ID	Carrier Name	Number of ttd-ptd claims	Number Late	Late Ratio	Expected	Z-Score	Z > 2
377	FARMERS INS EXCHANGE	19	18	94.7%	4	3.39	*****
768	GUARANTEE INSURANCE COMPANY	13	11	84.6%	3	2.92	*****
831	ZENITH INS CO	11	7	63.6%	2	1.94	
940	BUILDERS TRUST	210	130	61.9%	46	1.86	
994	NM PUBLIC SCHOOLS	222	102	45.9%	49	1.12	
921	CITY OF LAS CRUCES	20	8	40.0%	4	0.84	
128	FIRST AMERICAN INS CO	11	4	36.4%	2	0.67	
713	TRAVELERS INS CO	103	37	35.9%	23	0.65	
612	PENNSYLVANIA MANUFACTURERS ASSOCIATION	14	5	35.7%	3	0.64	
123	CNA INS COMPANIES	31	11	35.5%	7	0.63	
223	ZURICH AMERICAN INS GROUP	161	56	34.8%	35	0.60	
981	NM SELF INSURERS FUND	54	16	29.6%	12	0.36	
516	MOUNTAIN STATES MUTUAL CASUALTY	34	10	29.4%	7	0.35	
860	XL SPECIALTY INS CO	31	9	29.0%	7	0.33	
950	LOS ALAMOS LABS	14	4	28.6%	3	0.31	
947	PUBLIC SERVICE CO OF NM	11	3	27.3%	2	0.25	
615	OLD REPUBLIC INS CO	15	4	26.7%	3	0.22	
178	CHUBB GROUP OF INS COMPANIES	23	6	26.1%	5	0.19	
121	ACE USA	216	51	23.6%	47	0.08	
957	SANDIA CORPORATION	13	3	23.1%	3	0.05	
404	HARTFORD INS GROUP	102	23	22.5%	22	0.03	
990	NM RURAL ELECTRIC COOP ASSOC	11	2	18.2%	2	-0.17	
100	WESTCO INSURANCE	18	3	16.7%	4	-0.24	
442	GREAT AMERICAN INS CO	18	3	16.7%	4	-0.24	
755	SENTRY INS CO	12	2	16.7%	3	-0.24	
922	CITY OF SANTA FE	12	2	16.7%	3	-0.24	
904	ALBUQUERQUE PUBLIC SCHOOLS	35	5	14.3%	8	-0.35	
456	LIBERTY MUTUAL INS CO	63	8	12.7%	14	-0.43	
211	AMERICAN INTERNATIONAL GROUP	222	25	11.3%	49	-0.49	
951	STATE OF NM RISK MGMT DIVISION	155	17	11.0%	34	-0.51	
832	UNION STANDARD INSURANCE	13	1	7.7%	3	-0.66	
<b>Total</b>		<b>3,032</b>	<b>664</b>	<b>21.9%</b>			

**LATE FILING E1 ITEMIZED: First Report of Injury or Illness (CONT)**

Carrier ID	Carrier Name	Number of ttd-ptd claims	Number Late	Late Ratio	Expected	Z-Score	Z > 2
959	THE KROGER CO	13	1	7.7%	3	-0.66	
993	NM ASSN. OF COUNTIES INS AUTHORITY	67	5	7.5%	15	-0.67	
992	FOOD INDUSTRY SELF INS FUND OF NM	130	9	6.9%	28	-0.70	
808	SAFETY NATIONAL CASUALTY CORPORATION	15	1	6.7%	3	-0.71	
3	NM HEALTHCARE W C GROUP	22	1	4.5%	5	-0.81	
918	CITY OF ALBUQUERQUE	71	3	4.2%	16	-0.82	
324	FIREMAN'S FUND INS CO	119	3	2.5%	26	-0.90	
960	PRESBYTERIAN HEALTHCARE SERVICES	44	1	2.3%	10	-0.91	
522	NM MUTUAL CASUALTY CO	432	3	0.7%	95	-0.99	
995	NM HOSPITAL WORK COMP GROUP	26	0	0.0%	6	-1.02	
518	NATIONAL AMERICAN INS CO	14	0	0.0%	3	-1.02	
973	ALLSUP ENTERPRISES INC	12	0	0.0%	3	-1.02	
315	FARMLAND INS CO	9	0	0.0%	2		
888	WAUSAU UNDERWRITERS INS CO	9	3	33.3%	2		
944	FREEMPORT-MCMORAN CORPORATION	9	0	0.0%	2		
982	FEDERAL EXPRESS CORP	9	3	33.3%	2		
996	WESTERN REFINING	9	8	88.9%	2		
556	MICHIGANMUTUAL INS CO	8	0	0.0%	2		
364	FEDERATED MUTUAL INS CO	7	1	14.3%	2		
751	STAR INS CO	7	3	42.9%	2		
962	ST VINCENT HOSPITAL	7	0	0.0%	2		
2	ASSOC BUILDERS & CONTRACTORS	5	1	20.0%	1		
122	MARKEL AMERICAN INS CO	5	3	60.0%	1		
140	ARGONAUT	5	0	0.0%	1		
920	CITY OF FARMINGTON	5	1	20.0%	1		
103	CALIFORNIA INDEMNITY INS CO	4	3	75.0%	1		
747	STATE FARM FIRE & CASUALTY CO	4	0	0.0%	1		
798	ACUITY INSURANCE	4	2	50.0%	1		
10	TOWN & COUNTRY FOOD STORES INC	3	0	0.0%	1		
483	LUMBERMENS UNDERWRITING ALLIANCE	3	1	33.3%	1		
752	PRAETORIAN INS CO	3	0	0.0%	1		
	<b>Total</b>	<b>3,032</b>	<b>664</b>	<b>21.9%</b>			

**LATE FILING E1 ITEMIZED: First Report of Injury or Illness (CONT)**

Carrier ID	Carrier Name	Number of ttd- ptd claims	Number Late	Late Ratio	Expected	Z-Score	Z > 2
919	CITY OF CARLSBAD	3	0	0.0%	1		
988	MECH CONTRACTORS ASSOC OF NM	3	1	33.3%	1		
15	MARRIOTT INTERNATIONAL INC	2	0	0.0%	0		
16	TARGET STORES/DAYTON HUDSON	2	0	0.0%	0		
71	TYSON FOODS	2	2	100.0%	0		
83	NM BUILDING BRANCH AGC COMPTRUST	2	0	0.0%	0		
173	BROTHERHOOD MUTUAL INS CO	2	0	0.0%	0		
180	ACIG INS CO	2	0	0.0%	0		
222	CRUM & FORSTER INS CO	2	1	50.0%	0		
307	GRAY INS CO, THE	2	2	100.0%	0		
613	OHIO CASUALTY INS CO	2	1	50.0%	0		
647	PROTECTIVE INS CO	2	0	0.0%	0		
781	NM PROPERTY AND CASUALTY CO	2	0	0.0%	0		
795	ACCIDENT FUND NATIONAL INS CO	2	1	50.0%	0		
833	CINCINNATI INS CO	2	0	0.0%	0		
901	ABF FREIGHT SYSTEM INC	2	0	0.0%	0		
909	ARCHDIOCESE OF SANTA FE	2	1	50.0%	0		
13	COSTCO WHOLESALE	1	0	0.0%	0		
54	TECHNOLOGY INS CO	1	0	0.0%	0		
104	ADVANTAGE WORKERS' COMP	1	1	100.0%	0		
149	ONE BEACON INS	1	1	100.0%	0		
164	ATLANTIC MUTUAL INS CO	1	0	0.0%	0		
179	CHURCH MUTUAL INS CO	1	1	100.0%	0		
210	GUIDE ONE INSURANCE	1	0	0.0%	0		
267	AMERICAN MINING INSURANCE	1	0	0.0%	0		
435	HANOVER INS CO	1	1	100.0%	0		
521	PHARMACISTS MUTUAL	1	0	0.0%	0		
671	EVEREST NATIONAL INS CO	1	0	0.0%	0		
735	SAFECO INS CO OF AMERICA	1	1	100.0%	0		
748	REDWOOD FIRE & CASUALTY	1	0	0.0%	0		
750	REPUBLIC COMPANIES GROUP	1	1	100.0%	0		
<b>Total</b>		<b>3,032</b>	<b>664</b>	<b>21.9%</b>			

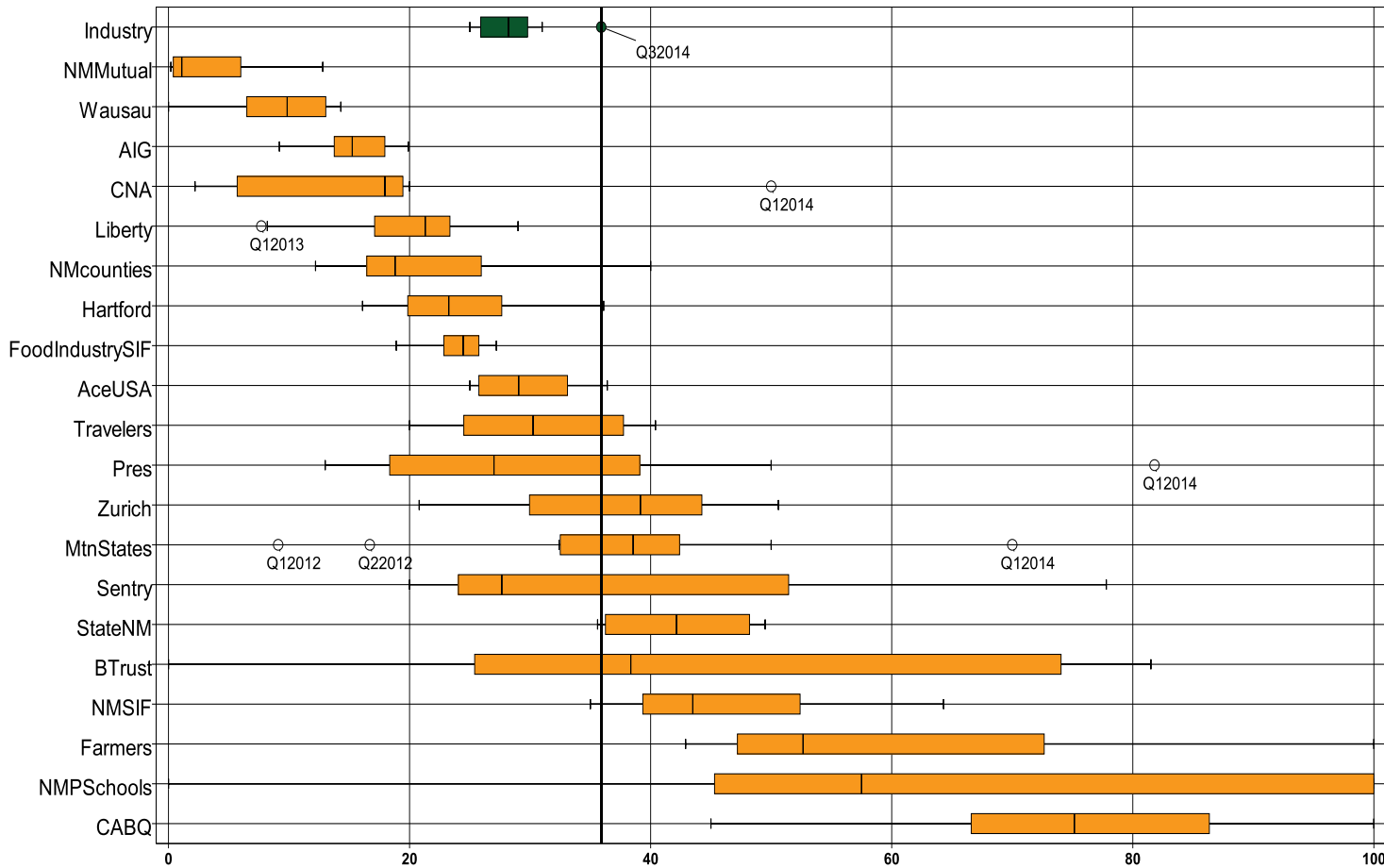
**3<sup>RD</sup> QUARTER CY 2014**  
 New Mexico Workers' Compensation Administration

**LATE FILING E1 ITEMIZED: First Report of Injury or Illness (CONT)**

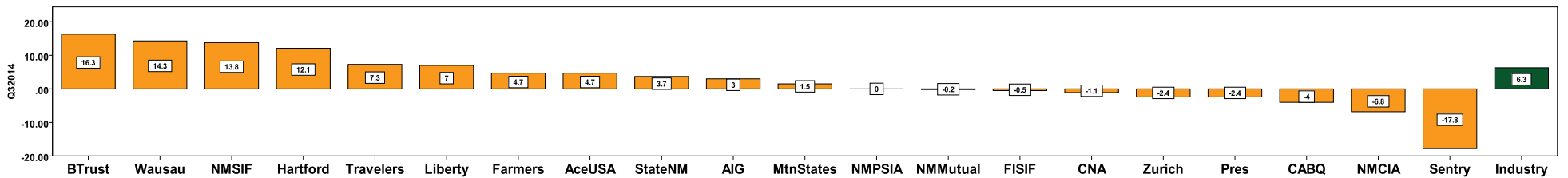
Carrier ID	Carrier Name	Number of ttd- ptd claims	Number Late	Late Ratio	Expected	Z-Score	Z > 2
756	WORK FIRST CASUALTY CO	1	0	0.0%	0		
761	GREAT DIVIDE INSURANCE COMPANY	1	0	0.0%	0		
787	REINS CO OF AMERICA	1	0	0.0%	0		
789	WESTFIELD INSURANCE COMPANY	1	1	100.0%	0		
790	SEABRIGHT INS CO	1	1	100.0%	0		
801	NORTH POINTE INSURANCE	1	0	0.0%	0		
810	AESC SELF-INSURED GROUP	1	1	100.0%	0		
893	YASUDA FIRE & MARINE INS CO OF AMERICA	1	1	100.0%	0		
910	PINNACLE WEST CAPITAL CORP	1	0	0.0%	0		
913	BASHA'S INC	1	1	100.0%	0		
927	GROENDYKE TRANSPORT INC	1	1	100.0%	0		
936	INTEL CORPORATION	1	0	0.0%	0		
954	RYDER SYSTEMS INC	1	1	100.0%	0		
955	HONEYWELL INC, RISK MGMT	1	0	0.0%	0		
968	UNOCAL CORPORATION	1	0	0.0%	0		

<b>Total</b>		<b>3,032</b>	<b>664</b>	<b>21.9%</b>			
--------------	--	--------------	------------	--------------	--	--	--

LATE PAYMENT OF INITIAL BENEFITS TREND: Large Carrier Report



Q3 CY 2014 Claim Summary		
Carrier Name	No.	% Late
ACE USA	207	30
AIG	206	18
BUILDERS TRUST	206	37
CABQ	68	94
C N A	28	18
FARMERS	18	83
FISIF	127	24
HARTFORD	97	36
LIBERTY MUTUAL	62	29
MOUNTAIN STATES	32	41
NM COUNTIES	64	19
NM MUTUAL	407	0
NM PUBSCHOOLS	220	100
NM SIF	52	52
PRESBYTERIAN	42	48
SENTRY	10	60
STATE OF NM	150	41
TRAVELERS	99	27
WAUSAU	7	14
ZURICH AMERICAN	154	21
<b>Industry Average</b>	<b>2899</b>	<b>36%</b>



**LATE PAYMENT OF INITIAL BENEFITS ITEMIZED: Large Carrier Report (CONT)**

Carrier ID	Carrier Name	Number of ttd- ptd claims	Number Late	Late Ratio	Expected	Z-Score	Z > 2
994	NM PUBLIC SCHOOLS	220	220	100.0%	79	1.98	
921	CITY OF LAS CRUCES	19	19	100.0%	7	1.98	
950	LOS ALAMOS LABS	14	14	100.0%	5	1.98	
957	SANDIA CORPORATION	13	13	100.0%	5	1.98	
922	CITY OF SANTA FE	12	12	100.0%	4	1.98	
947	PUBLIC SERVICE CO OF NM	11	11	100.0%	4	1.98	
990	NM RURAL ELECTRIC COOP ASSOC	11	11	100.0%	4	1.98	
918	CITY OF ALBUQUERQUE	68	64	94.1%	24	1.80	
904	ALBUQUERQUE PUBLIC SCHOOLS	35	32	91.4%	13	1.71	
768	GUARANTEE INSURANCE COMPANY	10	9	90.0%	4	1.67	
377	FARMERS INS EXCHANGE	18	15	83.3%	6	1.46	
518	NATIONAL AMERICAN INS CO	14	10	71.4%	5	1.10	
808	SAFETY NATIONAL CASUALTY CORPORATION	15	9	60.0%	5	0.74	
755	SENTRY INS CO	10	6	60.0%	4	0.74	
831	ZENITH INS CO	11	6	54.5%	4	0.57	
981	NM SELF INSURERS FUND	52	27	51.9%	19	0.49	
178	CHUBB GROUP OF INS COMPANIES	22	11	50.0%	8	0.43	
960	PRESBYTERIAN HEALTHCARE SERVICES	42	20	47.6%	15	0.36	
951	STATE OF NM RISK MGMT DIVISION	150	62	41.3%	54	0.17	
100	WESTCO INSURANCE	17	7	41.2%	6	0.16	
442	GREAT AMERICAN INS CO	17	7	41.2%	6	0.16	
516	MOUNTAIN STATES MUTUAL CASUALTY	32	13	40.6%	11	0.15	
940	BUILDERS TRUST	206	77	37.4%	74	0.05	
404	HARTFORD INS GROUP	97	35	36.1%	35	0.01	
612	PENNSYLVANIA MANUFACTURERS ASSOCIATION	14	5	35.7%	5	-0.01	
121	ACE USA	207	63	30.4%	74	-0.17	
456	LIBERTY MUTUAL INS CO	62	18	29.0%	22	-0.21	
713	TRAVELERS INS CO	99	27	27.3%	36	-0.27	
128	FIRST AMERICAN INS CO	11	3	27.3%	4	-0.27	
860	XL SPECIALTY INS CO	31	8	25.8%	11	-0.31	
959	THE KROGER CO	12	3	25.0%	4	-0.34	
<b>Total</b>		<b>2,899</b>	<b>1,041</b>	<b>35.9%</b>			



**LATE PAYMENT OF INITIAL BENEFITS ITEMIZED: Large Carrier Report (CONT)**

Carrier ID	Carrier Name	Number of ttd-ptd claims	Number Late	Late Ratio	Expected	Z-Score	Z > 2
995	NM HOSPITAL WORK COMP GROUP	25	6	24.0%	9	-0.37	
992	FOOD INDUSTRY SELF INS FUND OF NM	127	30	23.6%	46	-0.38	
615	OLD REPUBLIC INS CO	14	3	21.4%	5	-0.45	
223	ZURICH AMERICAN INS GROUP	154	32	20.8%	55	-0.47	
993	NM ASSN. OF COUNTIES INS AUTHORITY	64	12	18.8%	23	-0.53	
3	NM HEALTHCARE W C GROUP	22	4	18.2%	8	-0.55	
211	AMERICAN INTERNATIONAL GROUP	206	37	18.0%	74	-0.55	
123	CNA INS COMPANIES	28	5	17.9%	10	-0.56	
324	FIREMAN'S FUND INS CO	112	2	1.8%	40	-1.05	
522	NM MUTUAL CASUALTY CO	407	1	0.2%	146	-1.10	
973	ALLSUP ENTERPRISES INC	12	0	0.0%	4	-1.11	
315	FARMLAND INS CO	9	2	22.2%	3		
832	UNION STANDARD INSURANCE	9	1	11.1%	3		
944	FREEPORT-MCMORAN CORPORATION	9	3	33.3%	3		
982	FEDERAL EXPRESS CORP	9	2	22.2%	3		
996	WESTERN REFINING	9	2	22.2%	3		
364	FEDERATED MUTUAL INS CO	7	1	14.3%	3		
556	MICHIGANMUTUAL INS CO	7	5	71.4%	3		
751	STAR INS CO	7	0	0.0%	3		
888	WAUSAU UNDERWRITERS INS CO	7	1	14.3%	3		
962	ST VINCENT HOSPITAL	6	0	0.0%	2		
2	ASSOC BUILDERS & CONTRACTORS	5	5	100.0%	2		
122	MARKEL AMERICAN INS CO	5	3	60.0%	2		
140	ARGONAUT	5	5	100.0%	2		
103	CALIFORNIA INDEMNITY INS CO	4	3	75.0%	1		
798	ACUITY INSURANCE	4	4	100.0%	1		
920	CITY OF FARMINGTON	4	4	100.0%	1		
10	TOWN & COUNTRY FOOD STORES INC	3	1	33.3%	1		
483	LUMBERMENS UNDERWRITING ALLIANCE	3	3	100.0%	1		
747	STATE FARM FIRE & CASUALTY CO	3	0	0.0%	1		
752	PRAETORIAN INS CO	3	0	0.0%	1		
<b>Total</b>		<b>2,899</b>	<b>1,041</b>	<b>35.9%</b>			

**LATE PAYMENT OF INITIAL BENEFITS ITEMIZED: Large Carrier Report (CONT)**

Carrier ID	Carrier Name	Number of ttd-ptd claims	Number Late	Late Ratio	Expected	Z-Score	Z > 2
919	CITY OF CARLSBAD	3	0	0.0%	1		
988	MECH CONTRACTORS ASSOC OF NM	3	2	66.7%	1		
15	MARRIOTT INTERNATIONAL INC	2	0	0.0%	1		
16	TARGET STORES/DAYTON HUDSON	2	0	0.0%	1		
83	NM BUILDING BRANCH AGC COMPTRUST	2	0	0.0%	1		
173	BROTHERHOOD MUTUAL INS CO	2	2	100.0%	1		
307	GRAY INS CO, THE	2	0	0.0%	1		
613	OHIO CASUALTY INS CO	2	2	100.0%	1		
647	PROTECTIVE INS CO	2	2	100.0%	1		
781	NM PROPERTY AND CASUALTY CO	2	2	100.0%	1		
795	ACCIDENT FUND NATIONAL INS CO	2	0	0.0%	1		
901	ABF FREIGHT SYSTEM INC	2	0	0.0%	1		
909	ARCHDIOCESE OF SANTA FE	2	1	50.0%	1		
13	COSTCO WHOLESALE	1	0	0.0%	0		
54	TECHNOLOGY INS CO	1	1	100.0%	0		
71	TYSON FOODS	1	1	100.0%	0		
104	ADVANTAGE WORKERS' COMP	1	1	100.0%	0		
149	ONE BEACON INS	1	1	100.0%	0		
164	ATLANTIC MUTUAL INS CO	1	0	0.0%	0		
179	CHURCH MUTUAL INS CO	1	1	100.0%	0		
180	ACIG INS CO	1	1	100.0%	0		
210	GUIDE ONE INSURANCE	1	1	100.0%	0		
222	CRUM & FORSTER INS CO	1	0	0.0%	0		
267	AMERICAN MINING INSURANCE	1	0	0.0%	0		
435	HANOVER INS CO	1	1	100.0%	0		
521	PHARMACISTS MUTUAL	1	1	100.0%	0		
671	EVEREST NATIONAL INS CO	1	0	0.0%	0		
735	SAFECO INS CO OF AMERICA	1	1	100.0%	0		
748	REDWOOD FIRE & CASUALTY	1	1	100.0%	0		
750	REPUBLIC COMPANIES GROUP	1	1	100.0%	0		
756	WORK FIRST CASUALTY CO	1	0	0.0%	0		
<b>Total</b>		<b>2,899</b>	<b>1,041</b>	<b>35.9%</b>			

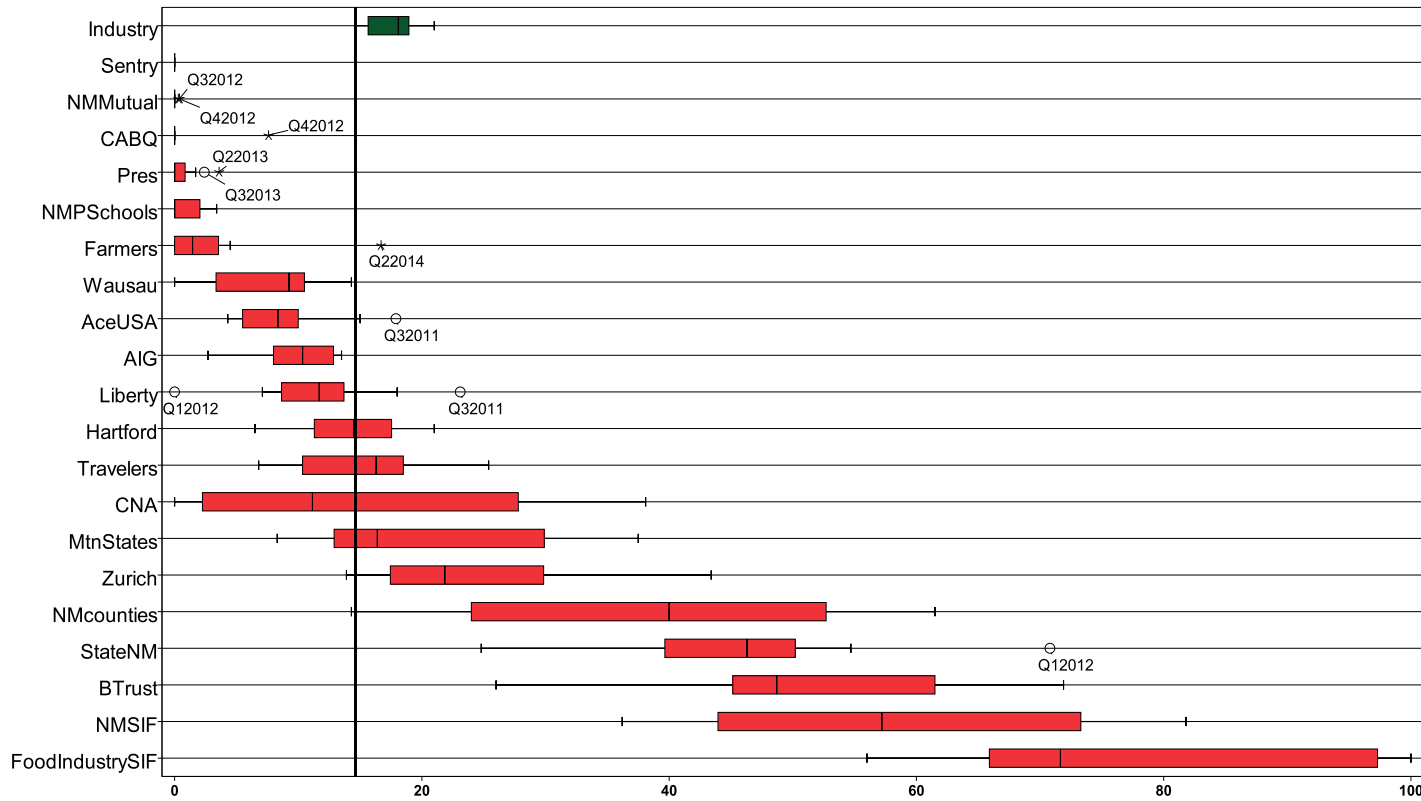
**LATE PAYMENT OF INITIAL BENEFITS ITEMIZED: Large Carrier Report (CONT)**

Carrier ID	Carrier Name	Number of ttd-ptd claims	Number Late	Late Ratio	Expected	Z-Score	Z > 2
761	GREAT DIVIDE INSURANCE COMPANY	1	0	0.0%	0		
789	WESTFIELD INSURANCE COMPANY	1	0	0.0%	0		
790	SEABRIGHT INS CO	1	1	100.0%	0		
801	NORTH POINTE INSURANCE	1	0	0.0%	0		
810	AESC SELF-INSURED GROUP	1	1	100.0%	0		
833	CINCINNATI INS CO	1	0	0.0%	0		
893	YASUDA FIRE & MARINE INS CO OF AMERICA	1	0	0.0%	0		
910	PINNACLE WEST CAPITAL CORP	1	0	0.0%	0		
913	BASHA'S INC	1	0	0.0%	0		
927	GROENDYKE TRANSPORT INC	1	1	100.0%	0		
936	INTEL CORPORATION	1	0	0.0%	0		
955	HONEYWELL INC, RISK MGMT	1	1	100.0%	0		

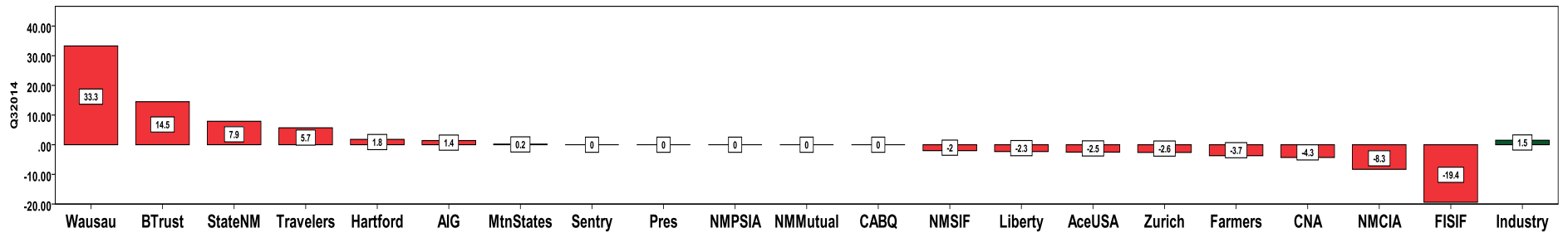
<b>Total</b>	<b>2,899</b>	<b>1,041</b>	<b>35.9%</b>				
--------------	--------------	--------------	--------------	--	--	--	--

3<sup>RD</sup> QUARTER CY 2014  
New Mexico Workers' Compensation Administration

LATE FILING E6 TREND: Notice of Benefit Payment



Q3 CY 2014 Claim Summary		
Carrier Name	No.	% Late
ACE USA	245	6
AIG	251	6
BUILDERS TRUST	247	62
CABQ	79	0
C N A	39	18
FARMERS	23	13
FISIF	135	53
HARTFORD	120	8
LIBERTY MUTUAL	84	6
MOUNTAIN STATES	40	15
NM COUNTIES	79	53
NM MUTUAL	460	0
NM PUBSCHOOLS	257	0
NM SIF	63	40
PRESBYTERIAN	45	0
SENTRY	13	0
STATE OF NM	171	33
TRAVELERS	106	24
WAUSAU	9	33
Zurich	183	32
<b>Industry Average</b>	<b>3396</b>	<b>16%</b>



LATE FILING E6 ITEMIZED: Notice of Benefit Payment (CONT)

Carrier ID	Carrier Name	Number of ttd-ptd claims	Number Late	Late Ratio	Expected	Z-Score	Z > 2
940	BUILDERS TRUST	247	153	61.9%	40	2.82	*****
993	NM ASSN. OF COUNTIES INS AUTHORITY	79	42	53.2%	13	2.28	*****
992	FOOD INDUSTRY SELF INS FUND OF NM	135	71	52.6%	22	2.24	*****
981	NM SELF INSURERS FUND	63	25	39.7%	10	1.45	
973	ALLSUP ENTERPRISES INC	12	4	33.3%	2	1.06	
951	STATE OF NM RISK MGMT DIVISION	171	56	32.7%	28	1.02	
223	ZURICH AMERICAN INS GROUP	183	59	32.2%	30	0.99	
556	MICHIGANMUTUAL INS CO	12	3	25.0%	2	0.55	
713	TRAVELERS INS CO	106	25	23.6%	17	0.46	
100	WESTCO INSURANCE	20	4	20.0%	3	0.24	
123	CNA INS COMPANIES	39	7	17.9%	6	0.11	
860	XL SPECIALTY INS CO	33	5	15.2%	5	-0.06	
516	MOUNTAIN STATES MUTUAL CASUALTY	40	6	15.0%	6	-0.07	
377	FARMERS INS EXCHANGE	23	3	13.0%	4	-0.19	
615	OLD REPUBLIC INS CO	17	2	11.8%	3	-0.27	
995	NM HOSPITAL WORK COMP GROUP	28	3	10.7%	5	-0.33	
831	ZENITH INS CO	11	1	9.1%	2	-0.43	
404	HARTFORD INS GROUP	120	10	8.3%	19	-0.48	
128	FIRST AMERICAN INS CO	12	1	8.3%	2	-0.48	
832	UNION STANDARD INSURANCE	13	1	7.7%	2	-0.52	
211	AMERICAN INTERNATIONAL GROUP	251	16	6.4%	41	-0.60	
121	ACE USA	245	15	6.1%	40	-0.62	
456	LIBERTY MUTUAL INS CO	84	5	6.0%	14	-0.63	
3	NM HEALTHCARE W C GROUP	24	1	4.2%	4	-0.74	
324	FIREMAN'S FUND INS CO	133	3	2.3%	21	-0.85	
522	NM MUTUAL CASUALTY CO	460	0	0.0%	74	-0.99	
994	NM PUBLIC SCHOOLS	257	0	0.0%	41	-0.99	
918	CITY OF ALBUQUERQUE	79	0	0.0%	13	-0.99	
960	PRESBYTERIAN HEALTHCARE SERVICES	45	0	0.0%	7	-0.99	
904	ALBUQUERQUE PUBLIC SCHOOLS	35	0	0.0%	6	-0.99	
178	CHUBB GROUP OF INS COMPANIES	23	0	0.0%	4	-0.99	
<b>Total</b>		<b>3,396</b>	<b>548</b>	<b>16.1%</b>			

**LATE FILING E6 ITEMIZED: Notice of Benefit Payment (CONT)**

Carrier ID	Carrier Name	Number of ttd-ptd claims	Number Late	Late Ratio	Expected	Z-Score	Z > 2
921	CITY OF LAS CRUCES	22	0	0.0%	4	-0.99	
442	GREAT AMERICAN INS CO	18	0	0.0%	3	-0.99	
950	LOS ALAMOS LABS	18	0	0.0%	3	-0.99	
612	PENNSYLVANIA MANUFACTURERS ASSOCIATION	17	0	0.0%	3	-0.99	
808	SAFETY NATIONAL CASUALTY CORPORATION	17	0	0.0%	3	-0.99	
957	SANDIA CORPORATION	16	0	0.0%	3	-0.99	
518	NATIONAL AMERICAN INS CO	15	0	0.0%	2	-0.99	
768	GUARANTEE INSURANCE COMPANY	15	0	0.0%	2	-0.99	
755	SENTRY INS CO	13	0	0.0%	2	-0.99	
922	CITY OF SANTA FE	13	0	0.0%	2	-0.99	
959	THE KROGER CO	13	0	0.0%	2	-0.99	
947	PUBLIC SERVICE CO OF NM	12	0	0.0%	2	-0.99	
990	NM RURAL ELECTRIC COOP ASSOC	11	0	0.0%	2	-0.99	
315	FARMLAND INS CO	9	0	0.0%	1		
888	WAUSAU UNDERWRITERS INS CO	9	3	33.3%	1		
944	FREERPORT-MCMORAN CORPORATION	9	0	0.0%	1		
982	FEDERAL EXPRESS CORP	9	0	0.0%	1		
996	WESTERN REFINING	9	5	55.6%	1		
751	STAR INS CO	8	2	25.0%	1		
962	ST VINCENT HOSPITAL	8	0	0.0%	1		
2	ASSOC BUILDERS & CONTRACTORS	7	0	0.0%	1		
364	FEDERATED MUTUAL INS CO	7	0	0.0%	1		
988	MECH CONTRACTORS ASSOC OF NM	7	0	0.0%	1		
122	MARKEL AMERICAN INS CO	6	1	16.7%	1		
140	ARGONAUT	6	1	16.7%	1		
920	CITY OF FARMINGTON	5	0	0.0%	1		
71	TYSON FOODS	4	2	50.0%	1		
103	CALIFORNIA INDEMNITY INS CO	4	0	0.0%	1		
747	STATE FARM FIRE & CASUALTY CO	4	0	0.0%	1		
798	ACUITY INSURANCE	4	0	0.0%	1		
901	ABF FREIGHT SYSTEM INC	4	0	0.0%	1		
<b>Total</b>		<b>3,396</b>	<b>548</b>	<b>16.1%</b>			

**LATE FILING E6 ITEMIZED: Notice of Benefit Payment (CONT)**

Carrier ID	Carrier Name	Number of ttd-ptd claims	Number Late	Late Ratio	Expected	Z-Score	Z > 2
10	TOWN & COUNTRY FOOD STORES INC	3	0	0.0%	0		
83	NM BUILDING BRANCH AGC COMPTRUST	3	1	33.3%	0		
483	LUMBERMENS UNDERWRITING ALLIANCE	3	0	0.0%	0		
752	PRAETORIAN INS CO	3	0	0.0%	0		
919	CITY OF CARLSBAD	3	0	0.0%	0		
13	COSTCO WHOLESALE	2	0	0.0%	0		
15	MARRIOTT INTERNATIONAL INC	2	0	0.0%	0		
16	TARGET STORES/DAYTON HUDSON	2	0	0.0%	0		
104	ADVANTAGE WORKERS' COMP	2	0	0.0%	0		
173	BROTHERHOOD MUTUAL INS CO	2	0	0.0%	0		
180	ACIG INS CO	2	0	0.0%	0		
222	CRUM & FORSTER INS CO	2	1	50.0%	0		
307	GRAY INS CO, THE	2	1	50.0%	0		
613	OHIO CASUALTY INS CO	2	1	50.0%	0		
647	PROTECTIVE INS CO	2	1	50.0%	0		
750	REPUBLIC COMPANIES GROUP	2	0	0.0%	0		
781	NM PROPERTY AND CASUALTY CO	2	0	0.0%	0		
795	ACCIDENT FUND NATIONAL INS CO	2	0	0.0%	0		
833	CINCINNATI INS CO	2	2	100.0%	0		
909	ARCHDIOCESE OF SANTA FE	2	0	0.0%	0		
955	HONEYWELL INC, RISK MGMT	2	2	100.0%	0		
968	UNOCAL CORPORATION	2	1	50.0%	0		
54	TECHNOLOGY INS CO	1	0	0.0%	0		
76	DOLGENCORP INC.	1	0	0.0%	0		
149	ONE BEACON INS	1	0	0.0%	0		
164	ATLANTIC MUTUAL INS CO	1	0	0.0%	0		
179	CHURCH MUTUAL INS CO	1	0	0.0%	0		
210	GUIDE ONE INSURANCE	1	1	100.0%	0		
267	AMERICAN MINING INSURANCE	1	0	0.0%	0		
435	HANOVER INS CO	1	1	100.0%	0		
521	PHARMACISTS MUTUAL	1	1	100.0%	0		
<b>Total</b>		<b>3,396</b>	<b>548</b>	<b>16.1%</b>			

**LATE FILING E6 ITEMIZED: Notice of Benefit Payment (CONT)**

Carrier ID	Carrier Name	Number of ttd- ptd claims	Number Late	Late Ratio	Expected	Z- Score	Z > 2
671	EVEREST NATIONAL INS CO	1	0	0.0%	0		
735	SAFECO INS CO OF AMERICA	1	0	0.0%	0		
748	REDWOOD FIRE & CASUALTY	1	0	0.0%	0		
756	WORK FIRST CASUALTY CO	1	0	0.0%	0		
761	GREAT DIVIDE INSURANCE COMPANY	1	0	0.0%	0		
764	MANUFACTURERS ALLIANCE INSURANCE CO	1	0	0.0%	0		
787	REINS CO OF AMERICA	1	0	0.0%	0		
789	WESTFIELD INSURANCE COMPANY	1	0	0.0%	0		
790	SEABRIGHT INS CO	1	0	0.0%	0		
794	TOWER GROUP COMPANY	1	0	0.0%	0		
800	ABQ-BERNCO WATER UTILITY AUTHORITY	1	0	0.0%	0		
801	NORTH POINTE INSURANCE	1	0	0.0%	0		
810	AESC SELF-INSURED GROUP	1	0	0.0%	0		
893	YASUDA FIRE & MARINE INS CO OF AMERICA	1	0	0.0%	0		
910	PINNACLE WEST CAPITAL CORP	1	0	0.0%	0		
913	BASHA'S INC	1	0	0.0%	0		
927	GROENDYKE TRANSPORT INC	1	0	0.0%	0		
936	INTEL CORPORATION	1	0	0.0%	0		
954	RYDER SYSTEMS INC	1	0	0.0%	0		

<b>Total</b>	<b>3,396</b>	<b>548</b>	<b>16.1%</b>				
--------------	--------------	------------	--------------	--	--	--	--



**3<sup>RD</sup> QUARTER CY 2014**  
 New Mexico Workers' Compensation Administration

**INSURER CLAIMS TOTAL REPORT**

Carrier ID	Carrier Name	PAPER		EDI/WEB		EDI	Paper	Contested	Total	% EDI	Inpatient Reports
		Contested	Non-Contested	Contested	Non-Contested						
2	ASSOC BUILDERS & CONTRACTORS	0	0	1	6	7	0	1	7	100%	0
3	NM HEALTHCARE W C GROUP	0	0	0	24	24	0	0	24	100%	1
10	TOWN & COUNTRY FOOD STORES INC	0	3	0	0	0	3	0	3	0%	0
13	COSTCO WHOLESALE	0	0	0	2	2	0	0	2	100%	0
15	MARRIOTT INTERNATIONAL INC	0	2	0	0	0	2	0	2	0%	0
16	TARGET STORES/DAYTON HUDSON	0	0	0	2	2	0	0	2	100%	0
54	TECHNOLOGY INS CO	0	0	0	1	1	0	0	1	100%	0
71	TYSON FOODS	2	2	0	0	0	4	2	4	0%	0
76	DOLGENCORP INC.	1	0	0	0	0	1	1	1	0%	0
83	NM BUILDING BRANCH AGC COMPTRUST	0	3	0	0	0	3	0	3	0%	0
100	WESTCO INSURANCE	0	0	1	19	20	0	1	20	100%	0
103	CALIFORNIA INDEMNITY INS CO	0	0	0	4	4	0	0	4	100%	0
104	ADVANTAGE WORKERS' COMP	0	2	0	0	0	2	0	2	0%	0
121	ACE USA	0	1	9	235	244	1	9	245	100%	17
122	MARKEL AMERICAN INS CO	0	0	0	6	6	0	0	6	100%	0
123	CNA INS COMPANIES	0	1	5	33	38	1	5	39	97%	0
128	FIRST AMERICAN INS CO	0	0	0	12	12	0	0	12	100%	0
140	ARGONAUT	0	0	0	6	6	0	0	6	100%	0
149	ONE BEACON INS	0	0	0	1	1	0	0	1	100%	1
164	ATLANTIC MUTUAL INS CO	0	0	0	1	1	0	0	1	100%	0
173	BROTHERHOOD MUTUAL INS CO	0	0	0	2	2	0	0	2	100%	0
178	CHUBB GROUP OF INS COMPANIES	0	0	1	22	23	0	1	23	100%	1
179	CHURCH MUTUAL INS CO	0	0	0	1	1	0	0	1	100%	0
180	ACIG INS CO	0	0	0	2	2	0	0	2	100%	0
210	GUIDE ONE INSURANCE	0	1	0	0	0	1	0	1	0%	0
211	AMERICAN INTERNATIONAL GROUP	1	2	19	229	248	3	20	251	99%	37
222	CRUM & FORSTER INS CO	0	0	1	1	2	0	1	2	100%	0
223	ZURICH AMERICAN INS GROUP	2	2	5	174	179	4	7	183	98%	20
267	AMERICAN MINING INSURANCE	0	0	0	1	1	0	0	1	100%	0
307	GRAY INS CO, THE	0	2	0	0	0	2	0	2	0%	0
315	FARMLAND INS CO	0	0	0	9	9	0	0	9	100%	0
<b>Total</b>		<b>25</b>	<b>306</b>	<b>122</b>	<b>2,943</b>	<b>3,065</b>	<b>331</b>	<b>147</b>	<b>3,396</b>	<b>90%</b>	<b>419</b>

**INSURER CLAIMS TOTAL REPORT (CONT)**

Carrier ID	Carrier Name	PAPER		EDI/WEB		EDI	Paper	Contested	Total	% EDI	Inpatient Reports
		Contested	Non-Contested	Contested	Non-Contested						
324	FIREMAN'S FUND INS CO	0	0	6	127	133	0	6	133	100%	0
364	FEDERATED MUTUAL INS CO	0	0	0	7	7	0	0	7	100%	0
377	FARMERS INS EXCHANGE	0	0	1	22	23	0	1	23	100%	0
404	HARTFORD INS GROUP	1	1	7	111	118	2	8	120	98%	28
435	HANOVER INS CO	0	0	0	1	1	0	0	1	100%	0
442	GREAT AMERICAN INS CO	0	0	1	17	18	0	1	18	100%	0
456	LIBERTY MUTUAL INS CO	0	0	1	83	84	0	1	84	100%	0
483	LUMBERMENS UNDERWRITING ALLIANCE	0	0	0	3	3	0	0	3	100%	0
516	MOUNTAIN STATES MUTUAL CASUALTY	0	0	0	40	40	0	0	40	100%	0
518	NATIONAL AMERICAN INS CO	0	0	0	15	15	0	0	15	100%	0
521	PHARMACISTS MUTUAL	0	1	0	0	0	1	0	1	0%	0
522	NM MUTUAL CASUALTY CO	0	0	28	432	460	0	28	460	100%	193
556	MICHIGANMUTUAL INS CO	0	0	1	11	12	0	1	12	100%	0
612	PENNSYLVANIA MANUFACTURERS ASSOCIATION	0	0	0	17	17	0	0	17	100%	0
613	OHIO CASUALTY INS CO	0	0	0	2	2	0	0	2	100%	0
615	OLD REPUBLIC INS CO	0	0	1	16	17	0	1	17	100%	6
647	PROTECTIVE INS CO	0	0	0	2	2	0	0	2	100%	0
671	EVEREST NATIONAL INS CO	0	0	0	1	1	0	0	1	100%	0
713	TRAVELERS INS CO	1	1	4	100	104	2	5	106	98%	66
735	SAFECO INS CO OF AMERICA	0	0	0	1	1	0	0	1	100%	0
747	STATE FARM FIRE & CASUALTY CO	0	0	1	3	4	0	1	4	100%	0
748	REDWOOD FIRE & CASUALTY	0	0	0	1	1	0	0	1	100%	0
750	REPUBLIC COMPANIES GROUP	0	0	0	2	2	0	0	2	100%	0
751	STAR INS CO	0	0	0	8	8	0	0	8	100%	0
752	PRAETORIAN INS CO	0	0	0	3	3	0	0	3	100%	0
755	SENTRY INS CO	0	0	1	12	13	0	1	13	100%	0
756	WORK FIRST CASUALTY CO	0	0	0	1	1	0	0	1	100%	0
761	GREAT DIVIDE INSURANCE COMPANY MANUFACTURERS ALLIANCE INSURANCE	0	0	0	1	1	0	0	1	100%	0
764	COMPANY	0	0	0	1	1	0	0	1	100%	0
768	GUARANTEE INSURANCE COMPANY	0	0	3	12	15	0	3	15	100%	0
781	NM PROPERTY AND CASUALTY CO	0	0	0	2	2	0	0	2	100%	1
<b>Total</b>		<b>25</b>	<b>306</b>	<b>122</b>	<b>2,943</b>	<b>3,065</b>	<b>331</b>	<b>147</b>	<b>3,396</b>	<b>90%</b>	<b>419</b>

**INSURER CLAIMS TOTAL REPORT (CONT)**

Carrier ID	Carrier Name	PAPER		EDI/WEB		EDI	Paper	Contested	Total	% EDI	Inpatient Reports
		Contested	Non-Contested	Contested	Non-Contested						
787	REINS CO OF AMERICA	0	0	1	0	1	0	1	1	100%	0
789	WESTFIELD INSURANCE COMPANY	0	0	0	1	1	0	0	1	100%	0
790	SEABRIGHT INS CO	0	0	0	1	1	0	0	1	100%	0
794	TOWER GROUP COMPANY	0	1	0	0	0	1	0	1	0%	0
795	ACCIDENT FUND NATIONAL INS CO	0	0	0	2	2	0	0	2	100%	0
798	ACUITY INSURANCE	0	0	0	4	4	0	0	4	100%	0
800	ABQ-BERNCO WATER UTILITY AUTHORITY	0	0	0	1	1	0	0	1	100%	0
801	NORTH POINT INSURANCE	0	0	0	1	1	0	0	1	100%	0
808	SAFETY NATIONAL CASUALTY CORPORATION	0	1	0	16	16	1	0	17	94%	4
810	AESC SELF-INSURED GROUP	0	0	0	1	1	0	0	1	100%	0
831	ZENITH INS CO	0	0	0	11	11	0	0	11	100%	0
832	UNION STANDARD INSURANCE	0	0	4	9	13	0	4	13	100%	0
833	CINCINNATI INS CO	1	1	0	0	0	2	1	2	0%	0
860	XL SPECIALTY INS CO	0	4	0	29	29	4	0	33	88%	1
888	WAUSAU UNDERWRITERS INS CO	0	0	0	9	9	0	0	9	100%	0
893	YASUDA FIRE & MARINE INS CO OF AMERICA	0	0	0	1	1	0	0	1	100%	0
901	ABF FREIGHT SYSTEM INC	0	0	0	4	4	0	0	4	100%	0
904	ALBUQUERQUE PUBLIC SCHOOLS	0	0	0	35	35	0	0	35	100%	0
909	ARCHDIOCESE OF SANTA FE	0	2	0	0	0	2	0	2	0%	0
910	PINNACLE WEST CAPITAL CORP	0	0	0	1	1	0	0	1	100%	0
913	BASHA'S INC	0	0	0	1	1	0	0	1	100%	0
918	CITY OF ALBUQUERQUE	0	0	3	76	79	0	3	79	100%	0
919	CITY OF CARLSBAD	0	0	0	3	3	0	0	3	100%	3
920	CITY OF FARMINGTON	0	0	1	4	5	0	1	5	100%	0
921	CITY OF LAS CRUCES	0	0	1	21	22	0	1	22	100%	0
922	CITY OF SANTA FE	0	0	0	13	13	0	0	13	100%	0
927	GROENDYKE TRANSPORT INC	0	0	0	1	1	0	0	1	100%	0
936	INTEL CORPORATION	0	0	0	1	1	0	0	1	100%	0
940	BUILDERS TRUST	0	0	2	245	247	0	2	247	100%	20
944	PHELPS DODGE CORP	0	0	0	9	9	0	0	9	100%	0
947	PUBLIC SERVICE CO OF NM	0	0	0	12	12	0	0	12	100%	0
<b>Total</b>		<b>25</b>	<b>306</b>	<b>122</b>	<b>2,943</b>	<b>3,065</b>	<b>331</b>	<b>147</b>	<b>3,396</b>	<b>90%</b>	<b>419</b>

**INSURER CLAIMS TOTAL REPORT (CONT)**

Carrier ID	Carrier Name	PAPER		EDI/WEB		EDI	Paper	Contested	Total	% EDI	Inpatient Reports
		Contested	Non-Contested	Contested	Non-Contested						
950	LOS ALAMOS LABS	0	0	0	18	18	0	0	18	100%	0
951	STATE OF NM RISK MGMT DIVISION	0	0	5	166	171	0	5	171	100%	0
954	RYDER SYSTEMS INC	0	0	1	0	1	0	1	1	100%	0
955	HONEYWELL INC, RISK MGMT	0	0	0	2	2	0	0	2	100%	0
957	SANDIA CORPORATION	0	0	0	16	16	0	0	16	100%	0
959	THE KROGER CO	0	0	1	12	13	0	1	13	100%	0
960	PRESBYTERIAN HEALTHCARE SERVICES	0	0	1	44	45	0	1	45	100%	0
962	ST VINCENT HOSPITAL	0	0	1	7	8	0	1	8	100%	0
968	UNOCAL CORPORATION	0	0	0	2	2	0	0	2	100%	0
973	ALLSUP ENTERPRISES INC	0	12	0	0	0	12	0	12	0%	0
981	NM SELF INSURERS FUND	3	60	0	0	0	63	3	63	0%	14
982	FEDERAL EXPRESS CORP	0	0	0	9	9	0	0	9	100%	0
988	MECH CONTRACTORS ASSOC OF NM	0	0	0	7	7	0	0	7	100%	0
990	NM RURAL ELECTRIC COOP ASSOC	0	0	0	11	11	0	0	11	100%	0
992	FOOD INDUSTRY SELF INS FUND OF NM	6	129	0	0	0	135	6	135	0%	5
993	NM ASSN. OF COUNTIES INS AUTHORITY	7	72	0	0	0	79	7	79	0%	0
994	NM PUBLIC SCHOOLS	0	0	3	254	257	0	3	257	100%	0
995	NM HOSPITAL WORK COMP GROUP	0	0	1	27	28	0	1	28	100%	1
996	WESTERN REFINING	0	0	0	9	9	0	0	9	100%	0
<b>Total</b>		<b>25</b>	<b>306</b>	<b>122</b>	<b>2,943</b>	<b>3,065</b>	<b>331</b>	<b>147</b>	<b>3,396</b>	<b>90%</b>	<b>419</b>