



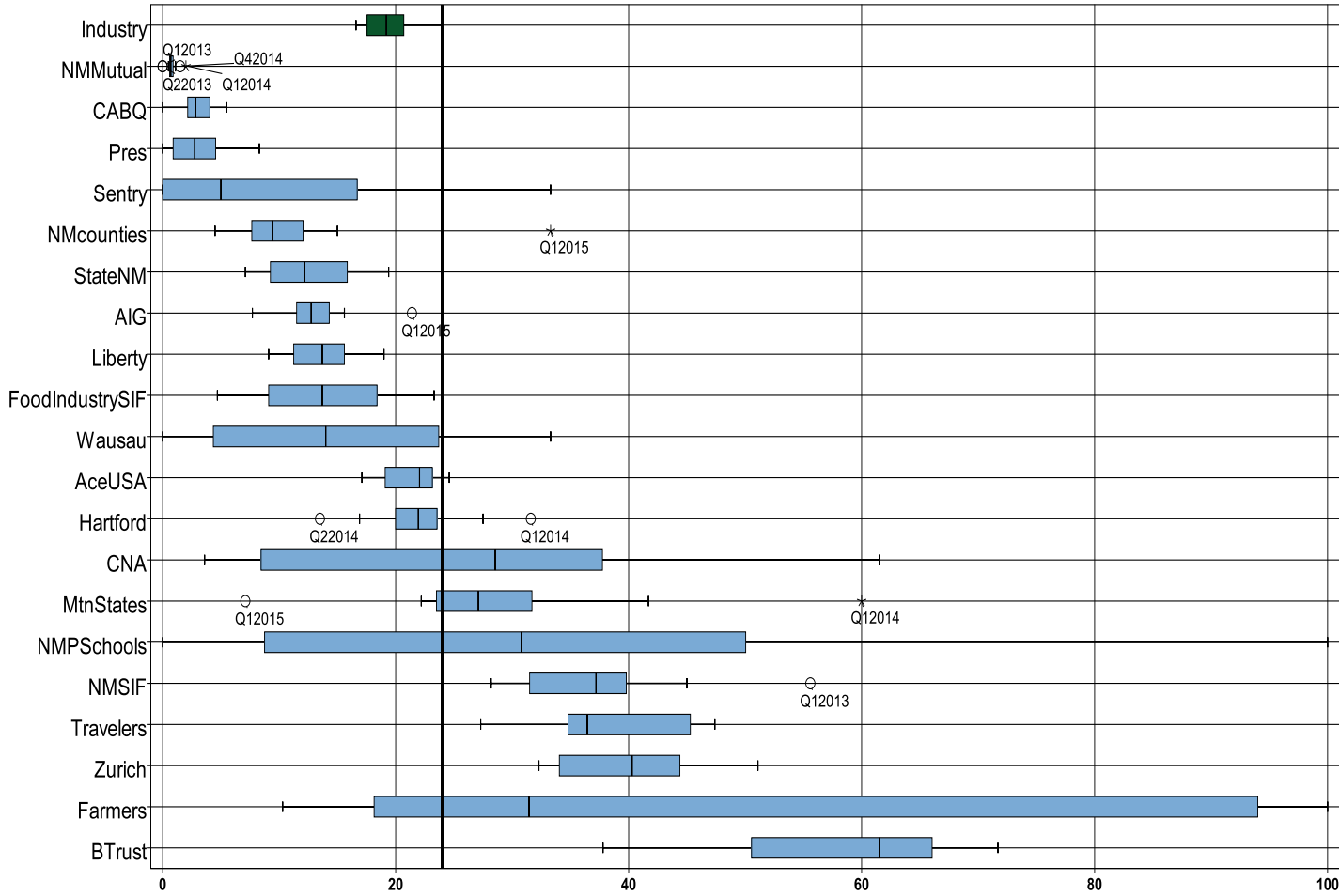
FIRST QUARTER CY 2015 INSURER SCORECARD

CONTENTS

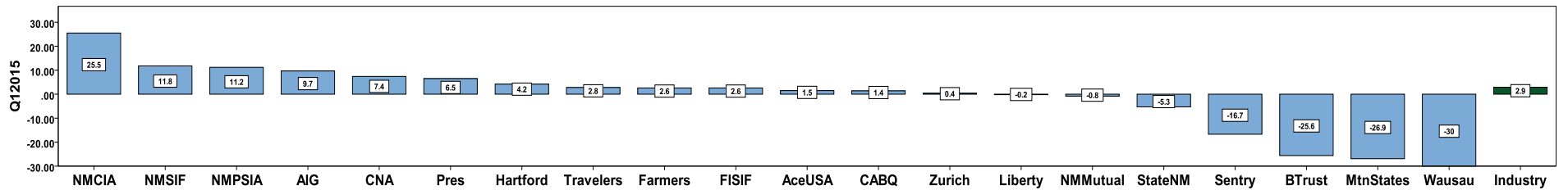
LATE FILING E1 TREND: First Report of Injury or Illness	1
LATE FILING E1 ITEMIZED: First Report of Injury or Illness (CONT)	2
LATE FILING E1 ITEMIZED: First Report of Injury or Illness (CONT)	3
LATE FILING E1 ITEMIZED: First Report of Injury or Illness (CONT)	4
LATE PAYMENT OF INITIAL BENEFITS TREND: Large Carrier Report.....	5
LATE PAYMENT OF INITIAL BENEFITS ITEMIZED: Large Carrier Report (CONT)	6
LATE PAYMENT OF INITIAL BENEFITS ITEMIZED: Large Carrier Report (CONT)	7
LATE PAYMENT OF INITIAL BENEFITS ITEMIZED: Large Carrier Report (CONT)	8
LATE FILING E6 TREND: Notice of Benefit Payment	9
LATE FILING E6 ITEMIZED: Notice of Benefit Payment (CONT)	10
LATE FILING E6 ITEMIZED: Notice of Benefit Payment (CONT)	11
LATE FILING E6 ITEMIZED: Notice of Benefit Payment (CONT)	12
INSURER CLAIMS TOTAL REPORT.....	13
INSURER CLAIMS TOTAL REPORT (CONT)	14
INSURER CLAIMS TOTAL REPORT (CONT)	15

Produced by the Economic Research & Policy Bureau
 Richard Adu-Asamoah, Bureau Chief
 Leigh Martinez, Economist

LATE FILING E1 TREND: First Report of Injury or Illness



Q1 CY 2015 Claim Summary		
Carrier Name	No.	% Late
ACE USA	66	24
AIG	84	21
BUILDERS TRUST	45	38
CABQ	19	5
C N A	10	40
FARMERS	23	96
FISIF	28	11
HARTFORD	40	28
LIBERTY MUTUAL	22	9
MOUNTAIN STATES	14	7
NM COUNTIES	6	33
NM MUTUAL	152	1
NM PUBSCHOOLS	80	53
NM SIF	5	40
PRESBYTERIAN	12	8
SENTRY	0	0
STATE OF NM	61	8
TRAVELERS	31	36
WAUSAU	1	0
ZURICH AMERICAN	63	33
Industry Average	960	24%



LATE FILING E1 ITEMIZED: First Report of Injury or Illness (CONT)

Carrier ID	Carrier Name	Number of ttd-ptd claims	Number Late	Late Ratio	Expected	Z-Score	Z > 2
377	FARMERS INS EXCHANGE	23	22	95.7%	6	3.21	*****
994	NM PUBLIC SCHOOLS	80	42	52.5%	19	1.28	
123	CNA INS COMPANIES	10	4	40.0%	2	0.72	
940	BUILDERS TRUST	45	17	37.8%	11	0.62	
713	TRAVELERS INS CO	31	11	35.5%	7	0.52	
223	ZURICH AMERICAN INS GROUP	63	21	33.3%	15	0.42	
404	HARTFORD INS GROUP	40	11	27.5%	10	0.16	
364	FEDERATED MUTUAL INS CO	11	3	27.3%	3	0.15	
860	XL SPECIALTY INS CO	11	3	27.3%	3	0.15	
121	ACE USA	66	16	24.2%	16	0.01	
211	AMERICAN INTERNATIONAL GROUP	84	18	21.4%	20	-0.11	
992	FOOD INDUSTRY SELF INS FUND OF NM	28	3	10.7%	7	-0.59	
456	LIBERTY MUTUAL INS CO	22	2	9.1%	5	-0.67	
518	NATIONAL AMERICAN INS CO	11	1	9.1%	3	-0.67	
960	PRESBYTERIAN HEALTHCARE SERVICES	12	1	8.3%	3	-0.70	
951	STATE OF NM RISK MGMT DIVISION	61	5	8.2%	15	-0.71	
904	ALBUQUERQUE PUBLIC SCHOOLS	26	2	7.7%	6	-0.73	
516	MOUNTAIN STATES MUTUAL CASUALTY	14	1	7.1%	3	-0.75	
918	CITY OF ALBUQUERQUE	19	1	5.3%	5	-0.84	
522	NM MUTUAL CASUALTY CO	152	1	0.7%	36	-1.04	
140	ARGONAUT	9	4	44.4%	2		
615	OLD REPUBLIC INS CO	8	3	37.5%	2		
993	NM ASSN. OF COUNTIES INS AUTHORITY	6	2	33.3%	1		
995	NM HOSPITAL WORK COMP GROUP	6	0	0.0%	1		
100	WESTCO INSURANCE	5	1	20.0%	1		
122	MARKEL AMERICAN INS CO	5	1	20.0%	1		
128	FIRST AMERICAN INS CO	5	2	40.0%	1		
178	CHUBB GROUP OF INS COMPANIES	5	3	60.0%	1		
556	MICHIGAN MUTUAL INS CO	5	3	60.0%	1		
919	CITY OF CARLSBAD	5	0	0.0%	1		
921	CITY OF LAS CRUCES	5	2	40.0%	1		
Total		960	230	24.0%			

LATE FILING E1 ITEMIZED: First Report of Injury or Illness (CONT)

Carrier ID	Carrier Name	Number of ttd-ptd claims	Number Late	Late Ratio	Expected	Z-Score	Z > 2
959	THE KROGER CO	5	0	0.0%	1		
981	NM SELF INSURERS FUND	5	2	40.0%	1		
2	ASSOC BUILDERS & CONTRACTORS	4	1	25.0%	1		
315	FARMLAND INS CO	4	0	0.0%	1		
752	PRAETORIAN INS CO	4	1	25.0%	1		
766	CONTINENTAL NATIONAL INDEMNITY COMPANY	4	3	75.0%	1		
800	ABQ-BERNCO WATER UTILITY AUTHORITY	4	2	50.0%	1		
831	ZENITH INS CO	4	2	50.0%	1		
3	NM HEALTHCARE W C GROUP	3	0	0.0%	1		
83	NM BUILDING BRANCH AGC COMPTRUST	3	0	0.0%	1		
768	GUARANTEE INSURANCE COMPANY	3	1	33.3%	1		
808	SAFETY NATIONAL CASUALTY CORPORATION	3	1	33.3%	1		
832	UNION STANDARD INSURANCE	3	0	0.0%	1		
944	FREEMPORT-MCMORAN CORPORATION	3	0	0.0%	1		
990	NM RURAL ELECTRIC COOP ASSOC	3	1	33.3%	1		
173	BROTHERHOOD MUTUAL INS CO	2	0	0.0%	0		
630	FRANK WINSTON CRUM INS CO	2	2	100.0%	0		
764	MANUFACTURERS ALLIANCE INSURANCE COMPANY	2	0	0.0%	0		
901	ABF FREIGHT SYSTEM INC	2	0	0.0%	0		
936	INTEL CORPORATION	2	1	50.0%	0		
13	COSTCO WHOLESALE	1	0	0.0%	0		
101	BITUMINOUS CASUALTY CORPORATION	1	0	0.0%	0		
152	HDI GERLING AMERICA INS CO	1	1	100.0%	0		
179	CHURCH MUTUAL INS CO	1	1	100.0%	0		
180	ACIG INS CO	1	0	0.0%	0		
324	FIREMAN'S FUND INS CO	1	1	100.0%	0		
330	GENERAL CASUALTY INS CO	1	1	100.0%	0		
359	ELECTRIC INS CO	1	0	0.0%	0		
374	FARMERS ALLIANCE MUTUAL INS CO	1	1	100.0%	0		
613	OHIO CASUALTY INS CO	1	0	0.0%	0		
671	EVEREST NATIONAL INS CO	1	0	0.0%	0		
Total		960	230	24.0%			

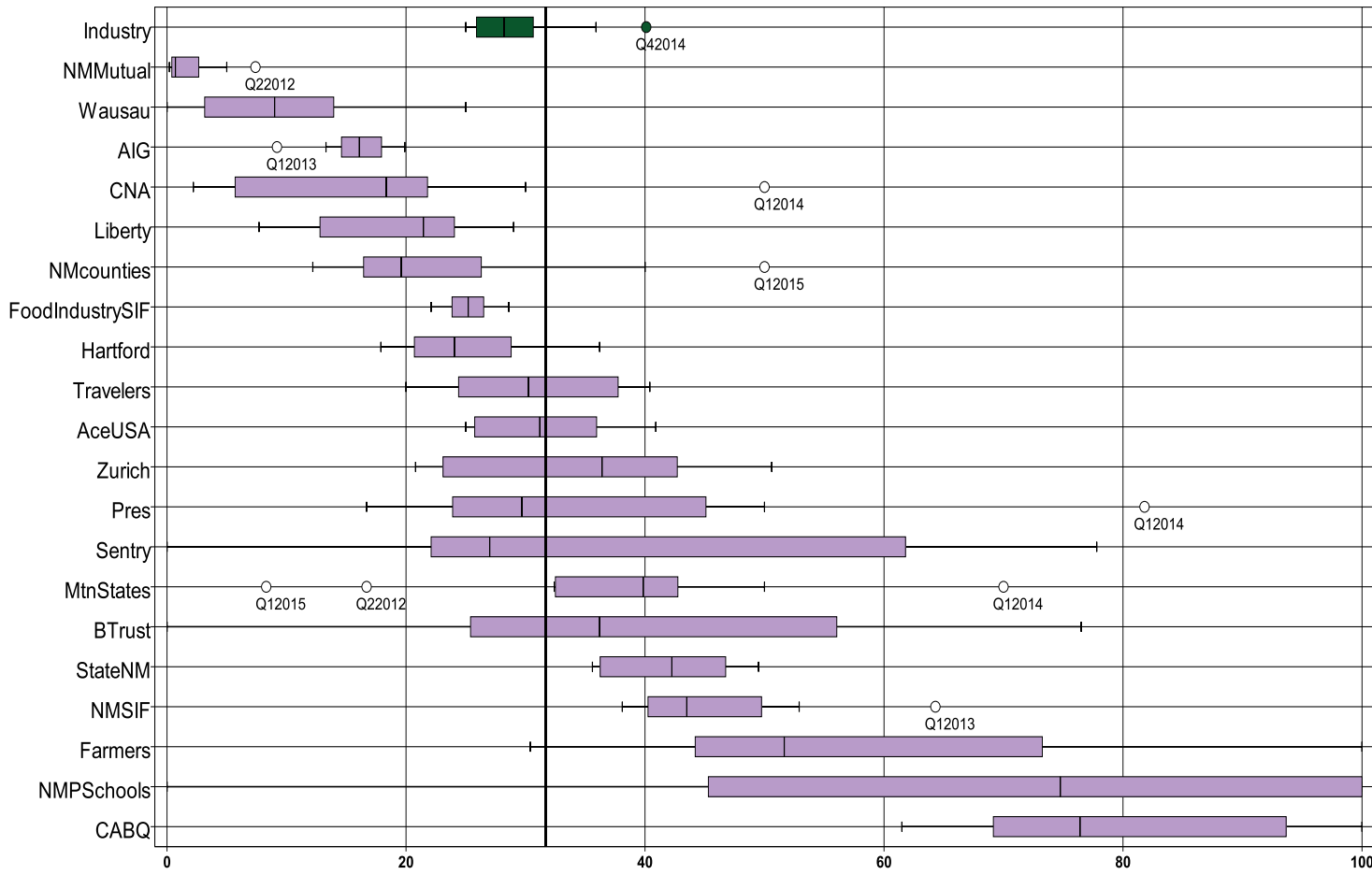
1ST QUARTER CY 2015
 New Mexico Workers' Compensation Administration

LATE FILING E1 ITEMIZED: First Report of Injury or Illness (CONT)

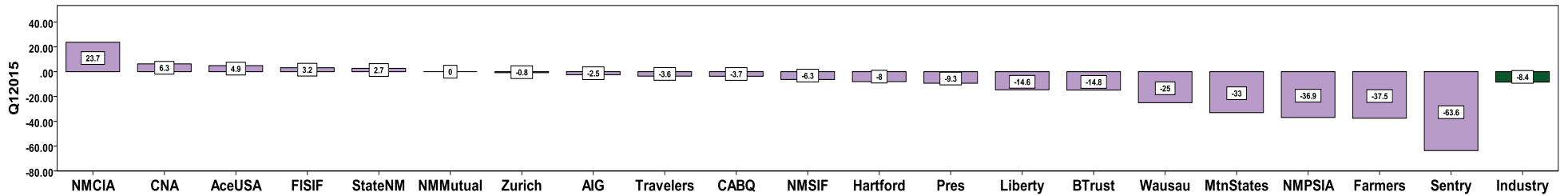
Carrier ID	Carrier Name	Number of ttd- ptd claims	Number Late	Late Ratio	Expected	Z-Score	Z > 2
707	ROYAL AND SUN ALLIANCE	1	1	100.0%	0		
789	WESTFIELD INSURANCE COMPANY	1	1	100.0%	0		
794	TOWER GROUP COMPANY	1	0	0.0%	0		
798	ACUITY INSURANCE	1	0	0.0%	0		
833	CINCINNATI INS CO	1	0	0.0%	0		
888	WAUSAU UNDERWRITERS INS CO	1	0	0.0%	0		
920	CITY OF FARMINGTON	1	0	0.0%	0		
922	CITY OF SANTA FE	1	0	0.0%	0		
947	PUBLIC SERVICE CO OF NM	1	0	0.0%	0		
957	SANDIA CORPORATION	1	0	0.0%	0		
973	ALLSUP ENTERPRISES INC	1	0	0.0%	0		

Total		960	230	24.0%			
--------------	--	------------	------------	--------------	--	--	--

LATE PAYMENT OF INITIAL BENEFITS TREND: Large Carrier Report



Q1 CY 2015 Claim Summary		
Carrier Name	No.	% Late
ACE USA	66	41
AIG	78	17
BUILDERS TRUST	40	35
CABQ	19	90
C N A	10	30
FARMERS	23	30
FISIF	28	29
HARTFORD	39	28
LIBERTY MUTUAL	22	9
MOUNTAIN STATES	12	8
NM COUNTIES	6	50
NM MUTUAL	152	1
NM PUBSCHOOLS	80	56
NM SIF	5	40
PRESBYTERIAN	12	33
SENTRY	0	0
STATE OF NM	61	46
TRAVELERS	31	23
WAUSAU	1	0
ZURICH AMERICAN	63	22
Industry Average	942	32%



LATE PAYMENT OF INITIAL BENEFITS ITEMIZED: Large Carrier Report (CONT)

Carrier ID	Carrier Name	Number of ttd- ptd claims	Number Late	Late Ratio	Expected	Z-Score	Z > 2
904	ALBUQUERQUE PUBLIC SCHOOLS	26	24	92.3%	8	2.42	*****
918	CITY OF ALBUQUERQUE	19	17	89.5%	6	2.30	*****
994	NM PUBLIC SCHOOLS	80	45	56.3%	25	0.98	
951	STATE OF NM RISK MGMT DIVISION	61	28	45.9%	19	0.56	
121	ACE USA	66	27	40.9%	21	0.37	
940	BUILDERS TRUST	40	14	35.0%	13	0.13	
960	PRESBYTERIAN HEALTHCARE SERVICES	12	4	33.3%	4	0.06	
377	FARMERS INS EXCHANGE	23	7	30.4%	7	-0.05	
123	CNA INS COMPANIES	10	3	30.0%	3	-0.07	
992	FOOD INDUSTRY SELF INS FUND OF NM	28	8	28.6%	9	-0.13	
404	HARTFORD INS GROUP	39	11	28.2%	12	-0.14	
713	TRAVELERS INS CO	31	7	22.6%	10	-0.37	
223	ZURICH AMERICAN INS GROUP	63	14	22.2%	20	-0.38	
518	NATIONAL AMERICAN INS CO	11	2	18.2%	3	-0.54	
860	XL SPECIALTY INS CO	11	2	18.2%	3	-0.54	
211	AMERICAN INTERNATIONAL GROUP	78	13	16.7%	25	-0.60	
456	LIBERTY MUTUAL INS CO	22	2	9.1%	7	-0.90	
516	MOUNTAIN STATES MUTUAL CASUALTY	12	1	8.3%	4	-0.93	
522	NM MUTUAL CASUALTY CO	152	1	0.7%	48	-1.24	
140	ARGONAUT	9	3	33.3%	3		
364	FEDERATED MUTUAL INS CO	8	5	62.5%	3		
615	OLD REPUBLIC INS CO	8	2	25.0%	3		
993	NM ASSN. OF COUNTIES INS AUTHORITY	6	3	50.0%	2		
100	WESTCO INSURANCE	5	3	60.0%	2		
122	MARKEL AMERICAN INS CO	5	0	0.0%	2		
128	FIRST AMERICAN INS CO	5	2	40.0%	2		
178	CHUBB GROUP OF INS COMPANIES	5	1	20.0%	2		
556	MICHIGANMUTUAL INS CO	5	5	100.0%	2		
919	CITY OF CARLSBAD	5	0	0.0%	2		
921	CITY OF LAS CRUCES	5	3	60.0%	2		
959	THE KROGER CO	5	2	40.0%	2		
Total		942	299	31.7%			

LATE PAYMENT OF INITIAL BENEFITS ITEMIZED: Large Carrier Report (CONT)

Carrier ID	Carrier Name	Number of ttd-ptd claims	Number Late	Late Ratio	Expected	Z-Score	Z > 2
981	NM SELF INSURERS FUND	5	2	40.0%	2		
995	NM HOSPITAL WORK COMP GROUP	5	2	40.0%	2		
2	ASSOC BUILDERS & CONTRACTORS	4	1	25.0%	1		
315	FARMLAND INS CO	4	3	75.0%	1		
752	PRAETORIAN INS CO	4	0	0.0%	1		
766	CONTINENTAL NATIONAL INDEMNITY COMPANY	4	2	50.0%	1		
800	ABQ-BERNCO WATER UTILITY AUTHORITY	4	4	100.0%	1		
831	ZENITH INS CO	4	2	50.0%	1		
3	NM HEALTHCARE W C GROUP	3	0	0.0%	1		
83	NM BUILDING BRANCH AGC COMPTRUST	3	0	0.0%	1		
768	GUARANTEE INSURANCE COMPANY	3	3	100.0%	1		
808	SAFETY NATIONAL CASUALTY CORPORATION	3	2	66.7%	1		
832	UNION STANDARD INSURANCE	3	0	0.0%	1		
944	FREEMPORT-MCMORAN CORPORATION	3	2	66.7%	1		
990	NM RURAL ELECTRIC COOP ASSOC	3	2	66.7%	1		
173	BROTHERHOOD MUTUAL INS CO	2	2	100.0%	1		
630	FRANK WINSTON CRUM INS CO	2	1	50.0%	1		
764	MANUFACTURERS ALLIANCE INSURANCE COMPANY	2	0	0.0%	1		
901	ABF FREIGHT SYSTEM INC	2	0	0.0%	1		
936	INTEL CORPORATION	2	0	0.0%	1		
13	COSTCO WHOLESALE	1	1	100.0%	0		
101	BITUMINOUS CASUALTY CORPORATION	1	0	0.0%	0		
152	HDI GERLING AMERICA INS CO	1	1	100.0%	0		
179	CHURCH MUTUAL INS CO	1	1	100.0%	0		
180	ACIG INS CO	1	0	0.0%	0		
324	FIREMAN'S FUND INS CO	1	1	100.0%	0		
330	GENERAL CASUALTY INS CO	1	1	100.0%	0		
359	ELECTRIC INS CO	1	0	0.0%	0		
374	FARMERS ALLIANCE MUTUAL INS CO	1	1	100.0%	0		
613	OHIO CASUALTY INS CO	1	0	0.0%	0		
671	EVEREST NATIONAL INS CO	1	0	0.0%	0		
Total		942	299	31.7%			

1ST QUARTER CY 2015
 New Mexico Workers' Compensation Administration

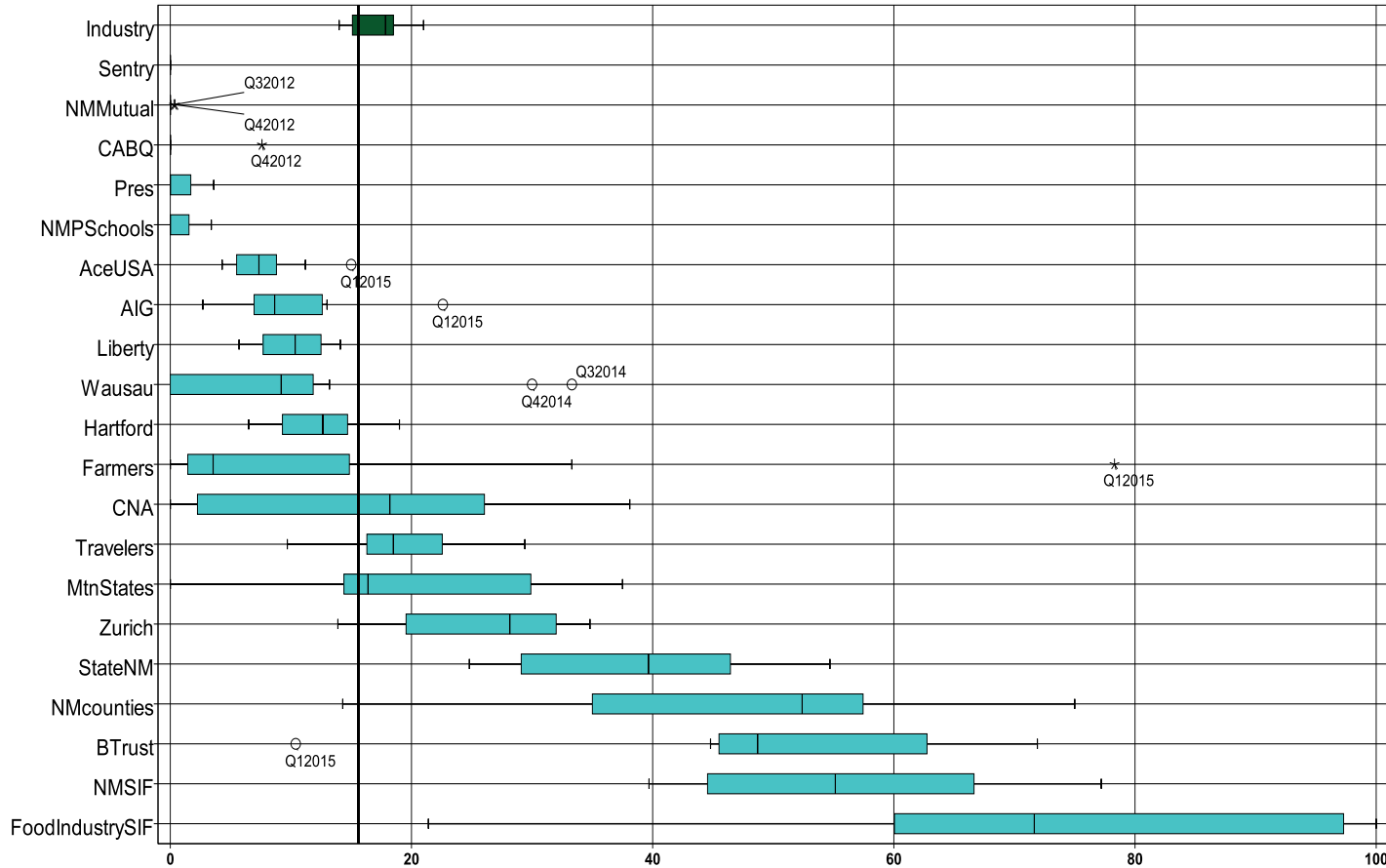
LATE PAYMENT OF INITIAL BENEFITS ITEMIZED: Large Carrier Report (CONT)

Carrier ID	Carrier Name	Number of ttd-ptd claims	Number Late	Late Ratio	Expected	Z-Score	Z > 2
707	ROYAL AND SUN ALLIANCE	1	0	0.0%	0		
789	WESTFIELD INSURANCE COMPANY	1	0	0.0%	0		
794	TOWER GROUP COMPANY	1	1	100.0%	0		
798	ACUITY INSURANCE	1	1	100.0%	0		
833	CINCINNATI INS CO	1	1	100.0%	0		
888	WAUSAU UNDERWRITERS INS CO	1	0	0.0%	0		
920	CITY OF FARMINGTON	1	1	100.0%	0		
922	CITY OF SANTA FE	1	1	100.0%	0		
947	PUBLIC SERVICE CO OF NM	1	1	100.0%	0		
957	SANDIA CORPORATION	1	0	0.0%	0		
973	ALLSUP ENTERPRISES INC	1	0	0.0%	0		

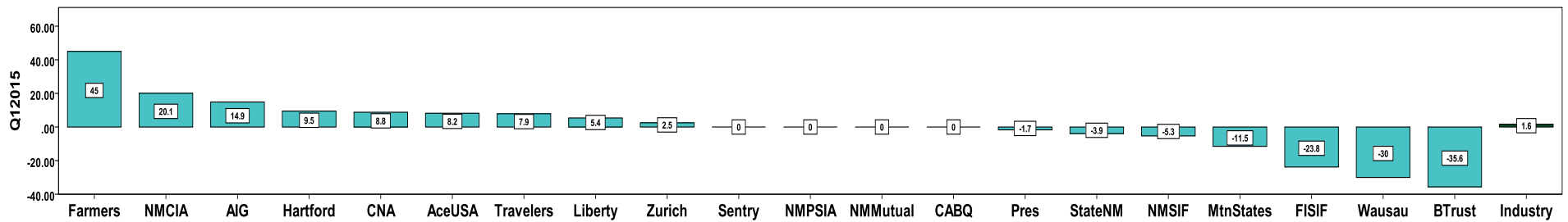
Total		942	299	31.7%			
--------------	--	------------	------------	--------------	--	--	--

1ST QUARTER CY 2015
New Mexico Workers' Compensation Administration

LATE FILING E6 TREND: Notice of Benefit Payment



Q1 CY 2015 Claim Summary		
Carrier Name	No.	% Late
ACE USA	80	15
AIG	93	23
BUILDERS TRUST	48	10
CABQ	26	0
C N A	11	27
FARMERS	23	78
FISIF	28	21
HARTFORD	42	19
LIBERTY MUTUAL	27	11
MOUNTAIN STATES	15	0
NM COUNTIES	8	75
NM MUTUAL	158	0
NM PUBSCHOOLS	90	0
NM SIF	7	43
PRESBYTERIAN	12	0
SENTRY	2	0
STATE OF NM	74	27
TRAVELERS	34	29
WAUSAU	1	0
Zurich	70	24
Industry Average	1081	16%



LATE FILING E6 ITEMIZED: Notice of Benefit Payment (CONT)

Carrier ID	Carrier Name	Number of ttd-ptd claims	Number Late	Late Ratio	Expected	Z-Score	Z > 2
377	FARMERS INS EXCHANGE	23	18	78.3%	4	3.35	*****
223	ZURICH AMERICAN INS GROUP	70	24	34.3%	11	1.00	
713	TRAVELERS INS CO	34	10	29.4%	5	0.74	
123	CNA INS COMPANIES	11	3	27.3%	2	0.62	
951	STATE OF NM RISK MGMT DIVISION	74	20	27.0%	12	0.61	
860	XL SPECIALTY INS CO	12	3	25.0%	2	0.50	
211	AMERICAN INTERNATIONAL GROUP	93	21	22.6%	15	0.37	
992	FOOD INDUSTRY SELF INS FUND OF NM	28	6	21.4%	4	0.31	
904	ALBUQUERQUE PUBLIC SCHOOLS	26	5	19.2%	4	0.19	
404	HARTFORD INS GROUP	42	8	19.0%	7	0.18	
121	ACE USA	80	12	15.0%	13	-0.03	
456	LIBERTY MUTUAL INS CO	27	3	11.1%	4	-0.24	
940	BUILDERS TRUST	48	5	10.4%	8	-0.28	
615	OLD REPUBLIC INS CO	10	1	10.0%	2	-0.30	
522	NM MUTUAL CASUALTY CO	158	0	0.0%	25	-0.84	
994	NM PUBLIC SCHOOLS	90	0	0.0%	14	-0.84	
918	CITY OF ALBUQUERQUE	26	0	0.0%	4	-0.84	
516	MOUNTAIN STATES MUTUAL CASUALTY	15	0	0.0%	2	-0.84	
518	NATIONAL AMERICAN INS CO	13	0	0.0%	2	-0.84	
364	FEDERATED MUTUAL INS CO	12	0	0.0%	2	-0.84	
960	PRESBYTERIAN HEALTHCARE SERVICES	12	0	0.0%	2	-0.84	
140	ARGONAUT	9	3	33.3%	1		
993	NM ASSN. OF COUNTIES INS AUTHORITY	8	6	75.0%	1		
128	FIRST AMERICAN INS CO	7	1	14.3%	1		
178	CHUBB GROUP OF INS COMPANIES	7	2	28.6%	1		
981	NM SELF INSURERS FUND	7	3	42.9%	1		
2	ASSOC BUILDERS & CONTRACTORS	6	0	0.0%	1		
556	MICHIGANMUTUAL INS CO	6	0	0.0%	1		
995	NM HOSPITAL WORK COMP GROUP	6	1	16.7%	1		
100	WESTCO INSURANCE	5	0	0.0%	1		
122	MARKEL AMERICAN INS CO	5	1	20.0%	1		
Total		1,081	169	15.6%			

LATE FILING E6 ITEMIZED: Notice of Benefit Payment (CONT)

Carrier ID	Carrier Name	Number of ttd-ptd claims	Number Late	Late Ratio	Expected	Z-Score	Z > 2
173	BROTHERHOOD MUTUAL INS CO	5	0	0.0%	1		
919	CITY OF CARLSBAD	5	0	0.0%	1		
921	CITY OF LAS CRUCES	5	0	0.0%	1		
959	THE KROGER CO	5	1	20.0%	1		
315	FARMLAND INS CO	4	0	0.0%	1		
752	PRAETORIAN INS CO	4	1	25.0%	1		
766	CONTINENTAL NATIONAL INDEMNITY COMPANY	4	0	0.0%	1		
800	ABQ-BERNCO WATER UTILITY AUTHORITY	4	0	0.0%	1		
808	SAFETY NATIONAL CASUALTY CORPORATION	4	0	0.0%	1		
831	ZENITH INS CO	4	1	25.0%	1		
957	SANDIA CORPORATION	4	0	0.0%	1		
990	NM RURAL ELECTRIC COOP ASSOC	4	0	0.0%	1		
3	NM HEALTHCARE W C GROUP	3	0	0.0%	0		
83	NM BUILDING BRANCH AGC COMPTRUST	3	1	33.3%	0		
179	CHURCH MUTUAL INS CO	3	0	0.0%	0		
768	GUARANTEE INSURANCE COMPANY	3	0	0.0%	0		
777	UNISURED EMPLOYER FUND	3	0	0.0%	0		
832	UNION STANDARD INSURANCE	3	0	0.0%	0		
944	FREEMPORT-MCMORAN CORPORATION	3	0	0.0%	0		
204	LEGION INSURANCE COMPANY	2	1	50.0%	0		
630	FRANK WINSTON CRUM INS CO	2	0	0.0%	0		
755	SENTRY INS CO	2	0	0.0%	0		
764	MANUFACTURERS ALLIANCE INSURANCE COMPANY	2	0	0.0%	0		
901	ABF FREIGHT SYSTEM INC	2	0	0.0%	0		
922	CITY OF SANTA FE	2	0	0.0%	0		
936	INTEL CORPORATION	2	1	50.0%	0		
973	ALLSUP ENTERPRISES INC	2	2	100.0%	0		
13	COSTCO WHOLESALE	1	0	0.0%	0		
101	BITUMINOUS CASUALTY CORPORATION	1	0	0.0%	0		
152	HDI GERLING AMERICAN INS CO	1	0	0.0%	0		
180	ACIG INS CO	1	0	0.0%	0		
Total		1,081	169	15.6%			

LATE FILING E6 ITEMIZED: Notice of Benefit Payment (CONT)

Carrier ID	Carrier Name	Number of ttd- ptd claims	Number Late	Late Ratio	Expected	Z- Score	Z > 2
324	FIREMAN'S FUND INS CO	1	1	100.0%	0		
330	GENERAL CASUALTY INS CO	1	1	100.0%	0		
359	ELECTRIC INS CO	1	0	0.0%	0		
374	FARMERS ALLIANCE MUTUAL INS CO	1	0	0.0%	0		
613	OHIO CASUALTY INS CO	1	0	0.0%	0		
671	EVEREST NATIONAL INS CO	1	0	0.0%	0		
707	ROYAL AND SUN ALLIANCE	1	0	0.0%	0		
782	INT. BUSNS AND MERCANTILE REASSURANCE	1	0	0.0%	0		
789	WESTFIELD INSURANCE COMPANY	1	0	0.0%	0		
794	TOWER GROUP COMPANY	1	1	100.0%	0		
798	ACUITY INSURANCE	1	0	0.0%	0		
833	CINCINNATI INS CO	1	1	100.0%	0		
888	WAUSAU UNDERWRITERS INS CO	1	0	0.0%	0		
920	CITY OF FARMINGTON	1	0	0.0%	0		
947	PUBLIC SERVICE CO OF NM	1	0	0.0%	0		
950	LOS ALAMOS LABS	1	0	0.0%	0		
955	HONEYWELL INC, RISK MGMT	1	1	100.0%	0		
988	MECH CONTRACTORS ASSOC OF NM	1	0	0.0%	0		

Total	1,081	169	15.6%				
--------------	--------------	------------	--------------	--	--	--	--

1ST QUARTER CY 2015
 New Mexico Workers' Compensation Administration

INSURER CLAIMS TOTAL REPORT

Carrier ID	Carrier Name	PAPER		EDI/WEB		EDI	Paper	Contested	Total	% EDI	Inpatient Reports
		Contested	Non-Contested	Contested	Non-Contested						
2	ASSOC BUILDERS & CONTRACTORS	0	0	0	6	6	0	0	6	100%	0
3	NM HEALTHCARE W C GROUP	0	0	0	3	3	0	0	3	100%	1
13	COSTCO WHOLESALE	0	0	0	1	1	0	0	1	100%	0
83	NM BUILDING BRANCH AGC COMPTRUST	0	3	0	0	0	3	0	3	0%	0
100	WESTCO INSURANCE	0	0	0	5	5	0	0	5	100%	0
101	BITUMINOUS CASUALTY CORPORATION	0	0	0	1	1	0	0	1	100%	0
121	ACE USA	0	0	0	80	80	0	0	80	100%	5
122	MARKEL AMERICAN INS CO	0	0	0	5	5	0	0	5	100%	0
123	CNA INS COMPANIES	0	0	0	11	11	0	0	11	100%	0
128	FIRST AMERICAN INS CO	0	0	0	7	7	0	0	7	100%	1
140	ARGONAUT	0	0	0	9	9	0	0	9	100%	0
152	HDI GERLING AMERICA INS CO	0	0	0	1	1	0	0	1	100%	0
173	BROTHERHOOD MUTUAL INS CO	0	0	0	5	5	0	0	5	100%	0
178	CHUBB GROUP OF INS COMPANIES	0	0	0	7	7	0	0	7	100%	0
179	CHURCH MUTUAL INS CO	0	0	0	3	3	0	0	3	100%	0
180	ACIG INS CO	0	0	0	1	1	0	0	1	100%	0
204	LEGION INSURANCE COMPANY	0	0	0	2	2	0	0	2	100%	0
211	AMERICAN INTERNATIONAL GROUP	1	0	0	92	92	1	1	93	99%	10
223	ZURICH AMERICAN INS GROUP	0	2	0	68	68	2	0	70	97%	3
315	FARMLAND INS CO	0	0	0	4	4	0	0	4	100%	0
324	FIREMAN'S FUND INS CO	0	0	0	1	1	0	0	1	100%	0
330	GENERAL CASUALTY INS CO	0	0	0	1	1	0	0	1	100%	0
359	ELECTRIC INS CO	0	0	0	1	1	0	0	1	100%	0
364	FEDERATED MUTUAL INS CO	0	0	0	12	12	0	0	12	100%	0
374	FARMERS ALLIANCE MUTUAL INS CO	0	0	0	1	1	0	0	1	100%	0
377	FARMERS INS EXCHANGE	0	0	0	23	23	0	0	23	100%	0
404	HARTFORD INS GROUP	0	0	0	42	42	0	0	42	100%	3
456	LIBERTY MUTUAL INS CO	0	0	0	27	27	0	0	27	100%	0
516	MOUNTAIN STATES MUTUAL CASUALTY	0	0	0	15	15	0	0	15	100%	0
518	NATIONAL AMERICAN INS CO	0	0	0	13	13	0	0	13	100%	0
522	NM MUTUAL CASUALTY CO	0	0	0	158	158	0	0	158	100%	51
Total		2	51	0	1,027	1,027	53	2	1,080	95%	100

INSURER CLAIMS TOTAL REPORT (CONT)

Carrier ID	Carrier Name	PAPER		EDI/WEB		EDI	Paper	Contested	Total	% EDI	Inpatient Reports
		Contested	Non-Contested	Contested	Non-Contested						
556	MICHIGANMUTUAL INS CO	0	0	0	2	2	0	0	2	100%	0
613	OHIO CASUALTY INS CO	0	0	0	1	1	0	0	1	100%	0
615	OLD REPUBLIC INS CO	0	0	0	10	10	0	0	10	100%	0
630	FRANK WINSTON CRUM INS CO	0	0	0	2	2	0	0	2	100%	0
671	EVEREST NATIONAL INS CO	0	0	0	1	1	0	0	1	100%	0
713	TRAVELERS INS CO	0	0	0	34	34	0	0	34	100%	14
752	PRAETORIAN INS CO	0	0	0	4	4	0	0	4	100%	0
755	SENTRY INS CO	0	0	0	2	2	0	0	2	100%	0
764	MANUFACTURERS ALLIANCE INSURANCE CO	0	0	0	2	2	0	0	2	100%	0
766	CONTINENTAL NATIONAL INDEMNITY COMPANY	0	0	0	4	4	0	0	4	100%	0
768	GUARANTEE INSURANCE COMPANY	0	0	0	3	3	0	0	3	100%	0
777	UNISURED EMPLOYER FUND	0	0	0	3	3	0	0	3	100%	0
782	INT. BUSINESS AND MERCANTILE REASSURANCE	0	0	0	1	1	0	0	1	100%	0
789	WESTFIELD INSURANCE COMPANY	0	0	0	1	1	0	0	1	100%	0
794	TOWER GROUP COMPANY	0	0	0	1	1	0	0	1	100%	0
798	ACUITY INSURANCE	0	0	0	1	1	0	0	1	100%	0
800	ABQ-BERNCO WATER UTILITY AUTHORITY	0	0	0	4	4	0	0	4	100%	0
808	SAFETY NATIONAL CASUALTY CORPORATION	0	1	0	3	3	1	0	4	75%	0
831	ZENITH INS CO	0	0	0	4	4	0	0	4	100%	0
832	UNION STANDARD INSURANCE	0	0	0	3	3	0	0	3	100%	0
833	CINCINNATI INS CO	0	1	0	0	0	1	0	1	0%	0
860	XL SPECIALTY INS CO	0	0	0	12	12	0	0	12	100%	2
888	WAUSAU UNDERWRITERS INS CO	0	0	0	1	1	0	0	1	100%	0
901	ABF FREIGHT SYSTEM INC	0	0	0	2	2	0	0	2	100%	0
904	ALBUQUERQUE PUBLIC SCHOOLS	0	0	0	26	26	0	0	26	100%	0
918	CITY OF ALBUQUERQUE	0	0	0	26	26	0	0	26	100%	0
919	CITY OF CARLSBAD	0	0	0	5	5	0	0	5	100%	0
920	CITY OF FARMINGTON	0	0	0	1	1	0	0	1	100%	0
921	CITY OF LAS CRUCES	0	0	0	5	5	0	0	5	100%	0
922	CITY OF SANTA FE	0	0	0	2	2	0	0	2	100%	0
936	INTEL CORPORATION	0	0	0	2	2	0	0	2	100%	0
Total		2	51	0	1,027	1,027	53	2	1,080	95%	100

1ST QUARTER CY 2015
 New Mexico Workers' Compensation Administration

INSURER CLAIMS TOTAL REPORT (CONT)

Carrier ID	Carrier Name	PAPER		EDI/WEB		EDI	Paper	Contested	Total	% EDI	Inpatient Reports
		Contested	Non-Contested	Contested	Non-Contested						
940	BUILDERS TRUST	0	0	0	48	48	0	0	48	100%	10
944	PHELPS DODGE CORP	0	0	0	2	2	0	0	2	100%	0
947	PUBLIC SERVICE CO OF NM	0	0	0	1	1	0	0	1	100%	0
950	LOS ALAMOS LABS	0	0	0	1	1	0	0	1	100%	0
951	STATE OF NM RISK MGMT DIVISION	0	0	0	74	74	0	0	74	100%	0
955	HONEYWELL INC, RISK MGMT	0	0	0	1	1	0	0	1	100%	0
957	SANDIA CORPORATION	0	0	0	4	4	0	0	4	100%	0
959	THE KROGER CO	0	0	0	10	10	0	0	10	100%	0
960	PRESBYTERIAN HEALTHCARE SERVICES	0	0	0	12	12	0	0	12	100%	0
973	ALLSUP ENTERPRISES INC	0	2	0	0	0	2	0	2	0%	0
981	NM SELF INSURERS FUND	1	6	0	0	0	7	1	7	0%	0
988	MECH CONTRACTORS ASSOC OF NM	0	0	0	1	1	0	0	1	100%	0
990	NM RURAL ELECTRIC COOP ASSOC	0	0	0	4	4	0	0	4	100%	0
992	FOOD INDUSTRY SELF INS FUND OF NM	0	28	0	0	0	28	0	28	0%	0
993	NM ASSN. OF COUNTIES INS AUTHORITY	0	8	0	0	0	8	0	8	0%	0
994	NM PUBLIC SCHOOLS	0	0	0	90	90	0	0	90	100%	0
995	NM HOSPITAL WORK COMP GROUP	0	0	0	6	6	0	0	6	100%	0
Total		2	51	0	1,027	1,027	53	2	1,080	95%	100