



State of New Mexico
**WORKERS' COMPENSATION
ADMINISTRATION**

**1st QUARTER CY 2024
INSURER SCORECARD**

CONTENTS

SCORECARD PROCESS AND NOTES	1
LATE FILING FROI TREND – 12 QTRS: First Report of Injury or Illness	2
LATE FILING FROI ITEMIZED: First Report of Injury or Illness – Q1 (CONT.)	3
LATE FILING FROI ITEMIZED: First Report of Injury or Illness – Q1 (CONT.)	4
LATE FILING FROI ITEMIZED: First Report of Injury or Illness – Q1 (CONT.)	5
LATE PAYMENT OF INITIAL BENEFITS TREND – 12 QTRS	6
LATE PAYMENT OF INITIAL BENEFITS ITEMIZED – Q1 (CONT.)	7
LATE PAYMENT OF INITIAL BENEFITS ITEMIZED – Q1 (CONT.)	8
LATE PAYMENT OF INITIAL BENEFITS ITEMIZED – Q1 (CONT.)	9
LATE FILING SROI TREND – 12 QTRS: Subsequent Report of Injury.....	10
LATE FILING SROI ITEMIZED – Q1: Subsequent Report of Injury (CONT.)	11
LATE FILING SROI ITEMIZED – Q1: Subsequent Report of Injury (CONT.)	12
LATE FILING SROI ITEMIZED – Q1: Subsequent Report of Injury (CONT.)	13
12 QUARTER LEGAL ACTIVITY REPORT.....	14
12 QUARTER LEGAL ACTIVITY REPORT (CONT.).....	15
12 QUARTER LEGAL ACTIVITY REPORT (CONT.).....	16
12 QUARTER LEGAL ACTIVITY REPORT (CONT.).....	17

****The New Mexico Workers' Compensation Administration relies on carriers to accurately report their data to the agency. Carrier submissions are subject to computer edits and review by WCA staff. However, the data used in this report remains unaltered by the WCA. As such, data reporting errors can occur and may result in skewed scorecard results.**

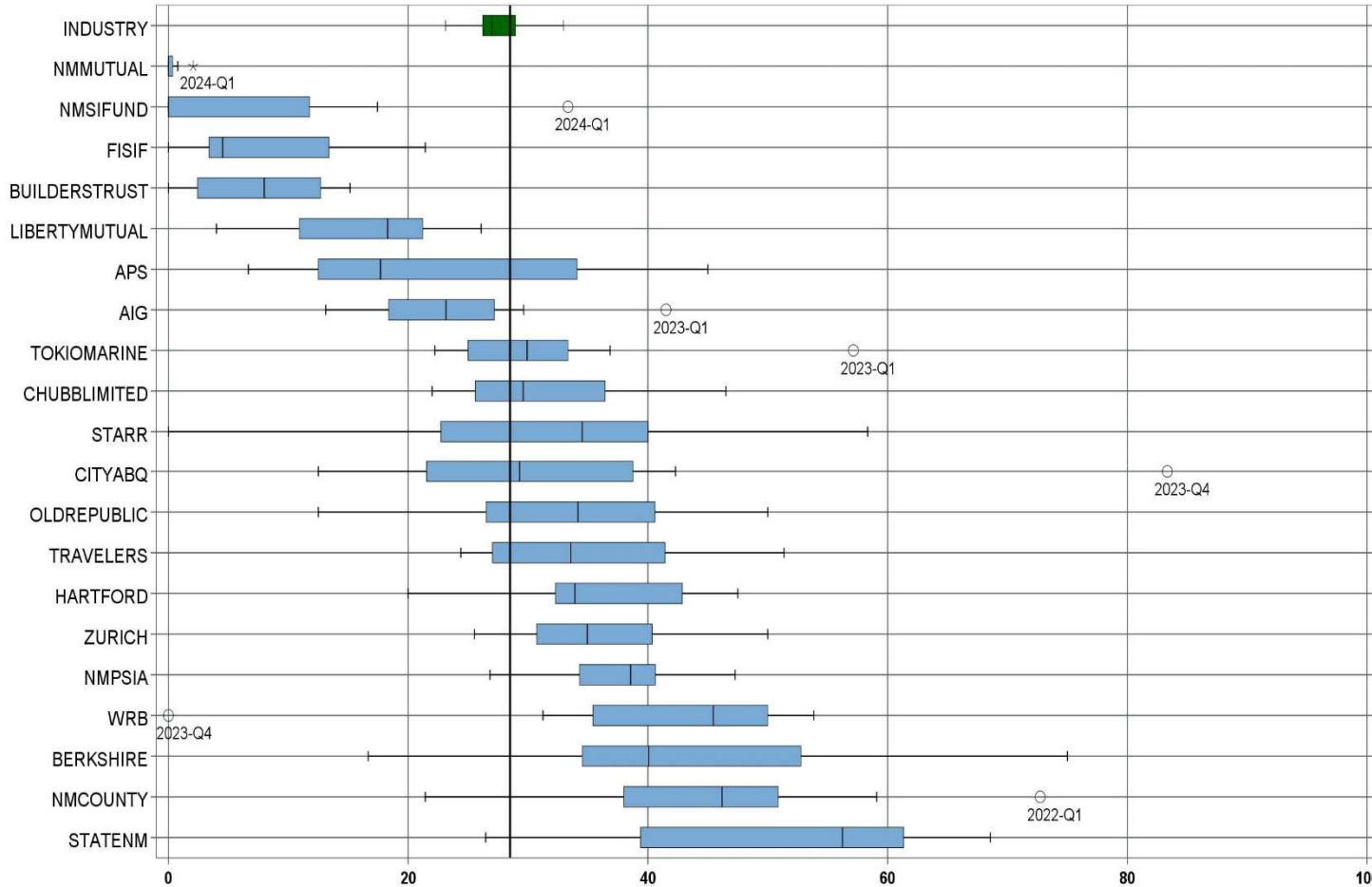
Produced by the Economic Research & Policy Bureau
Richard Adu-Asamoah, Bureau Chief
Ruili Yan, Economist

SCORECARD PROCESS AND NOTES

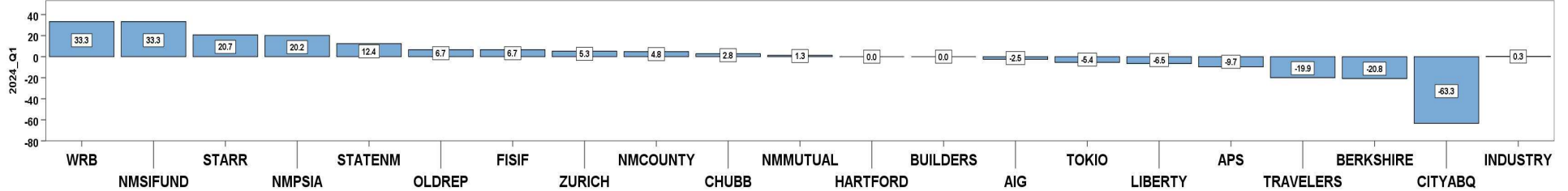
- ❖ Carriers are grouped by the uppermost parent company identified by AM Best Corporation, rather than by the NM WCA-assigned carrier number.
- ❖ The graphical information presented on the first page of each section is based on the 20 carriers and self-insured entities with the highest volume of indemnity SROI reports submitted for the preceding 12 quarters. The selection of carriers by volume of SROIs will automatically “phase-out” carriers that cease to conduct business in New Mexico, and “phase-in” those that increase volume or become active, as needed.
- ❖ Each quarter is presented as a stand-alone quarter that only includes data for that quarter. Additionally, a summary report for the year is prepared alongside Q4 to give carriers an overview of the year.
- ❖ The detailed listing of reporting results is listed alphabetically, rather than by Z-score.

1st QUARTER CY 2024
New Mexico Workers' Compensation Administration

LATE FILING FROI TREND – 12 QTRS: First Report of Injury or Illness



Q1 CY 2024 Claim Summary		
Carrier Name	No.	% Late
AIG	40	18
APS	16	13
BERKSHIRE	6	17
BUILDERSTRUST	29	7
CHUBBLIMITED	64	27
CITYABQ	5	20
FISIF	20	15
HARTFORD	21	33
LIBERTYMUTUAL	28	11
NMCOUNTY	23	35
NMMUTUAL	97	2
NMPSIA	55	47
NMSIFUND	3	33
OLDREPUBLIC	15	40
STARR	18	39
STATENM	41	63
TOKIOMARINE	12	25
TRAVELERS	35	31
WRB	3	33
ZURICH	43	35
Industry Average	801	28.5%



LATE FILING FROI ITEMIZED: First Report of Injury or Illness – Q1 (CONT.)

Carrier ID	Carrier Name	Number of ttd-ptd claims	Number Late	Late Ratio	Expected	Z-Score	Z > 2
ABF01	ABF FREIGHT SYSTEM INC	1	0	0.0%	0		
468	ACUITY A MUTUAL INS COMPANY	4	1	25.0%	1		
55353	ALASKA NATIONAL CORPORATION	1	1	100.0%	0		
APS01	ALBUQUERQUE PUBLIC SCHOOLS	16	2	12.5%	5	-0.89	
58317	AMERICAN FINANCIAL GROUP, INC	2	1	50.0%	1		
58702	AMERICAN INTERNATIONAL GROUP, INC	40	7	17.5%	11	-0.61	
52536	AMERISURE MUTUAL HOLDINGS INC	4	1	25.0%	1		
58459	ARCH CAPITAL GROUP LTD.	11	1	9.1%	3	-1.08	
58448	ARGO GROUP INTERNATIONAL HOLDINGS, LTD	6	1	16.7%	2		
85085	AXA S.A.	6	2	33.3%	2		
58334	BERKSHIRE HATHAWAY INC	6	1	16.7%	2		
46512	BIC HOLDINGS LLC	1	0	0.0%	0		
60081	BLUE CROSS BLUE SHIELD OF MI MUTUAL INS	3	0	0.0%	1		
BTR01	BUILDERS TRUST	29	2	6.9%	8	-1.20	
85512	CHANDLER INSURANCE COMPANY, LTD.	1	0	0.0%	0		
46331	CHINA MINSHENG INVESTMENT GROUP CORP LTD	3	0	0.0%	1		
CHR01	CHRISTUS ST VINCENT HOSPITAL	8	1	12.5%	2		
58303	CHUBB LIMITED	64	17	26.6%	18	-0.11	
259	CHURCH MUTUAL INSURANCE COMPANY	2	2	100.0%	1		
12205	CIMARRON INSURANCE COMPANY	1	0	0.0%	0		
ABQ01	CITY OF ALBUQUERQUE	5	1	20.0%	1		
CAR01	CITY OF CARLSBAD	1	1	100.0%	0		
FAR01	CITY OF FARMINGTON	3	1	33.3%	1		
CLC01	CITY OF LAS CRUCES	3	1	33.3%	1		
CSF01	CITY OF SANTA FE	2	0	0.0%	1		
44179	COPPERPOINT MUTUAL INSURANCE HOLDING CO	4	2	50.0%	1		
COS01	COSTCO WHOLESALE	1	0	0.0%	0		
DOL01	DOLLAR GENERAL (DOLGEN CORP)	4	2	50.0%	1		
318	DONEGAL MUTUAL INSURANCE COMPANY	2	1	50.0%	1		
55579	ENSTAR GROUP LIMITED	3	1	33.3%	1		
51656	ERNEST RADY TRUST	3	0	0.0%	1		
Total		801	228	28.5%			

1st QUARTER CY 2024
 New Mexico Workers' Compensation Administration

LATE FILING FROI ITEMIZED: First Report of Injury or Illness – Q1 (CONT.)

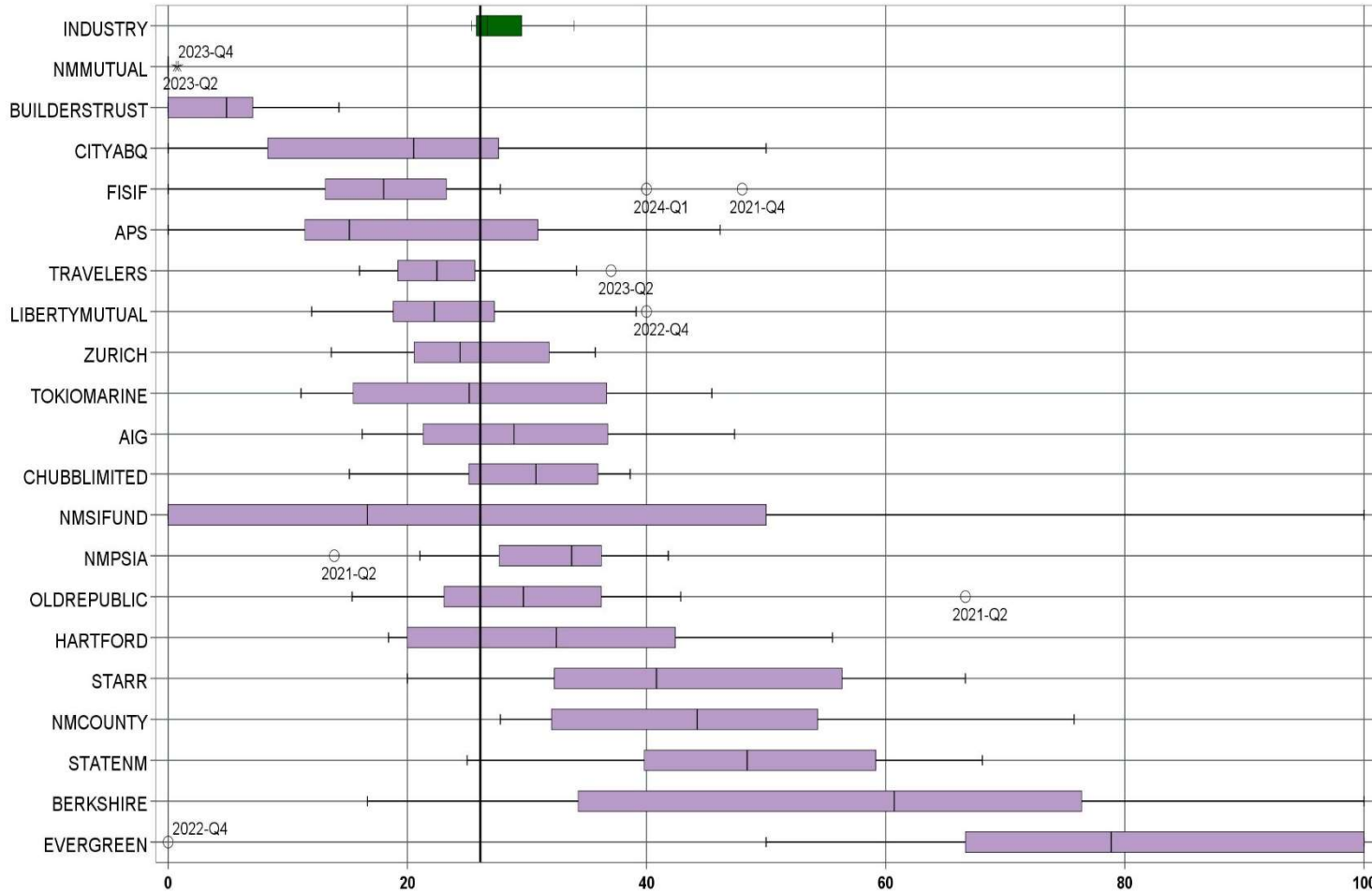
Carrier ID	Carrier Name	Number of ttd-ptd claims	Number Late	Late Ratio	Expected	Z-Score	Z > 2
58455	EVEREST RE GROUP LTD	9	2	22.2%	3		
44385	EVERGREEN PARENT, L.P.	27	12	44.4%	8	0.89	
50710	EXXON MOBIL CORPORATION	1	0	0.0%	0		
58364	FAIRFAX FINANCIAL HOLDINGS LIMITED	8	4	50.0%	2		
FEX01	FEDERAL EXPRESS CORP POB 727	4	2	50.0%	1		
FED01	FEDERAL EXPRESS GROUND	1	1	100.0%	0		
384	FEDERATED MUTUAL INSURANCE COMPANY	2	1	50.0%	1		
FIS01	FOOD INDUSTRY SELF INS FUND OF NM	20	3	15.0%	6	-0.75	
54044	GROUP ONE THOUSAND ONE, LLC	3	3	100.0%	1		
58707	HARTFORD FINANCIAL SERVICES GROUP INC	21	7	33.3%	6	0.27	
51160	INTACT FINANCIAL CORPORATION	1	1	100.0%	0		
ITL01	INTEL CORPORATION	4	1	25.0%	1		
51391	JAMESTOWN HOLDINGS CORP.	1	0	0.0%	0		
51114	LIBERTY MUTUAL HOLDING COMPANY INC.	28	3	10.7%	8	-0.99	
50177	LOEWS CORPORATION	11	7	63.6%	3	1.95	
LAN01	LOS ALAMOS LABS	5	0	0.0%	1		
58405	MARKEL CORPORATION	9	2	22.2%	3		
HCW01	N M HEALTHCARE W C GROUP	1	0	0.0%	0		
PSI01	N M PUBLIC SCHOOLS	55	26	47.3%	16	1.04	
RUR01	N M RURAL ELECTRIC COOP ASSOC	2	0	0.0%	1		
SIF01	N M SELF INSURERS FUND	3	1	33.3%	1		
2358	NATIONWIDE MUTUAL INSURANCE COMPANY	8	6	75.0%	2		
CIA01	NEW MEXICO ASSN. OF COUNTIES	23	8	34.8%	7	0.35	
HWG01	NEW MEXICO HOSPITAL WORK COMP GROUP	3	0	0.0%	1		
11527	NEW MEXICO MUTUAL CASUALTY COMPANY	97	2	2.1%	28	-1.47	
2381	OHIO FARMERS INSURANCE COMPANY	1	1	100.0%	0		
58439	OLD REPUBLIC INTERNATIONAL CORPORATION	15	6	40.0%	4	0.64	
PWC01	PINNACLE WEST CAPITAL CORP	2	1	50.0%	1		
PRE01	PRESBYTERIAN HEALTHCARE SERVICES	4	0	0.0%	1		
59716	PROSIGHT GLOBAL HOLDINGS LTD	1	1	100.0%	0		
58332	PROTECTIVE INSURANCE CORPORATION	3	3	100.0%	1		
Total		801	228	28.5%			

1st QUARTER CY 2024
 New Mexico Workers' Compensation Administration

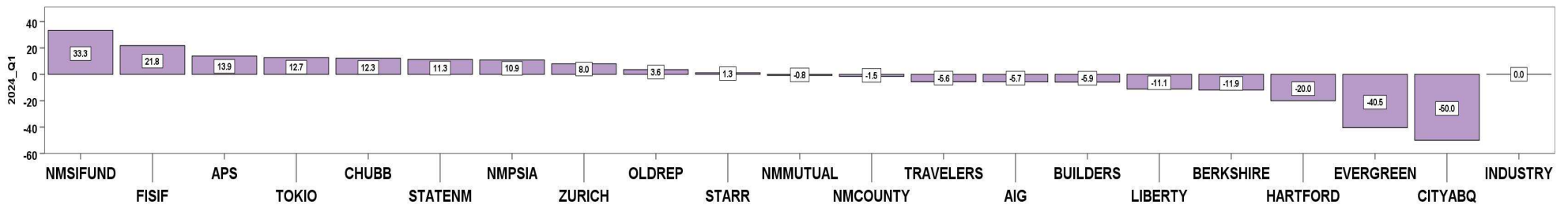
LATE FILING FROI ITEMIZED: First Report of Injury or Illness – Q1 (CONT.)

Carrier ID	Carrier Name	Number of ttd-ptd claims	Number Late	Late Ratio	Expected	Z-Score	Z > 2
85434	QBE INSURANCE GROUP LIMITED	5	0	0.0%	1		
SJR01	SAN JUAN REGIONAL MEDICAL CENTER	4	2	50.0%	1		
SAN01	SANDIA CORPORATION	1	1	100.0%	0		
58466	SELECTIVE INSURANCE GROUP INC	1	1	100.0%	0		
2466	SENTRY INSURANCE A MUTUAL COMPANY	5	1	20.0%	1		
46834	SERVICE INSURANCE HOLDINGS, INC	6	4	66.7%	2		
52641	SOMPO HOLDINGS INC	1	0	0.0%	0		
55404	STARR INTERNATIONAL COMPANY, INC.	18	7	38.9%	5	0.58	
2479	STATE FARM MUTUAL AUTOMOBILE INS CO	5	0	0.0%	1		
SNM01	STATE OF NEW MEXICO RISK MGMT DIVISION	41	26	63.4%	12	1.94	
33806	SUNZ HOLDINGS LLC	1	1	100.0%	0		
58505	THE HANOVER INSURANCE GROUP, INC.	1	0	0.0%	0		
KRO01	THE KROGER CO.	4	1	25.0%	1		
58633	TOKIO MARINE HOLDINGS, INC.	12	3	25.0%	3	-0.19	
58470	TRAVELERS COMPANIES, INC.	35	11	31.4%	10	0.16	
58496	W. R. BERKLEY CORPORATION	3	1	33.3%	1		
3482	WCF MUTUAL INSURANCE COMPANY	1	0	0.0%	0		
46966	WESTAIM HIIG LP	1	0	0.0%	0		
50457	ZURICH INSURANCE GROUP LTD	43	15	34.9%	12	0.36	
Total		801	228	28.5%			

LATE PAYMENT OF INITIAL BENEFITS TREND – 12 QTRS



Q1 CY 2024 Claim Summary		
Carrier Name	No.	% Late
AIG	37	16
APS	16	25
BERKSHIRE	6	17
BUILDERSTRUST	18	0
CHUBBLIMITED	57	28
CITYABQ	5	0
EVERGREEN	24	50
FISIF	20	40
HARTFORD	20	20
LIBERTYMUTUAL	25	12
NMCOUNTY	23	43
NMMUTUAL	94	0
NMPSIA	55	42
NMSIFUND	3	33
OLDREPUBLIC	15	27
STARR	16	31
STATENM	41	44
TOKIOMARINE	10	40
TRAVELERS	31	19
ZURICH	37	22
Industry Average	720	26.1%



LATE PAYMENT OF INITIAL BENEFITS ITEMIZED – Q1 (CONT.)

Carrier ID	Carrier Name	Number of ttd-ptd claims	Number Late	Late Ratio	Expected	Z-Score	Z > 2
ABF01	ABF FREIGHT SYSTEM INC	1	0	0.0%	0		
468	ACUITY A MUTUAL INS COMPANY	3	1	33.3%	1		
55353	ALASKA NATIONAL CORPORATION	1	1	100.0%	0		
APS01	ALBUQUERQUE PUBLIC SCHOOLS	16	4	25.0%	4	-0.07	
58317	AMERICAN FINANCIAL GROUP, INC	1	1	100.0%	0		
58702	AMERICAN INTERNATIONAL GROUP, INC	37	6	16.2%	10	-0.66	
52536	AMERISURE MUTUAL HOLDINGS INC	4	1	25.0%	1		
58459	ARCH CAPITAL GROUP LTD.	9	1	11.1%	2		
58448	ARGO GROUP INTERNATIONAL HOLDINGS, LTD	6	1	16.7%	2		
85085	AXA S.A.	5	1	20.0%	1		
58334	BERKSHIRE HATHAWAY INC	6	1	16.7%	2		
46512	BIC HOLDINGS LLC	1	0	0.0%	0		
60081	BLUE CROSS BLUE SHIELD OF MI MUTUAL INS	3	1	33.3%	1		
BTR01	BUILDERS TRUST	18	0	0.0%	5	-1.74	
85512	CHANDLER INSURANCE COMPANY, LTD.	1	1	100.0%	0		
46331	CHINA MINSHENG INVESTMENT GROUP CORP LTD	3	1	33.3%	1		
CHR01	CHRISTUS ST VINCENT HOSPITAL	7	1	14.3%	2		
58303	CHUBB LIMITED	57	16	28.1%	15	0.13	
259	CHURCH MUTUAL INSURANCE COMPANY	2	1	50.0%	1		
ABQ01	CITY OF ALBUQUERQUE	5	0	0.0%	1		
CAR01	CITY OF CARLSBAD	1	1	100.0%	0		
FAR01	CITY OF FARMINGTON	3	1	33.3%	1		
CLC01	CITY OF LAS CRUCES	2	1	50.0%	1		
CSF01	CITY OF SANTA FE	2	0	0.0%	1		
44179	COPPERPOINT MUTUAL INSURANCE HOLDING CO	3	1	33.3%	1		
COS01	COSTCO WHOLESALE	1	0	0.0%	0		
DOL01	DOLLAR GENERAL (DOLGEN CORP)	4	0	0.0%	1		
318	DONEGAL MUTUAL INSURANCE COMPANY	2	2	100.0%	1		
55579	ENSTAR GROUP LIMITED	2	2	100.0%	1		
51656	ERNEST RADY TRUST	3	1	33.3%	1		
Total		720	188	26.1%			

LATE PAYMENT OF INITIAL BENEFITS ITEMIZED – Q1 (CONT.)

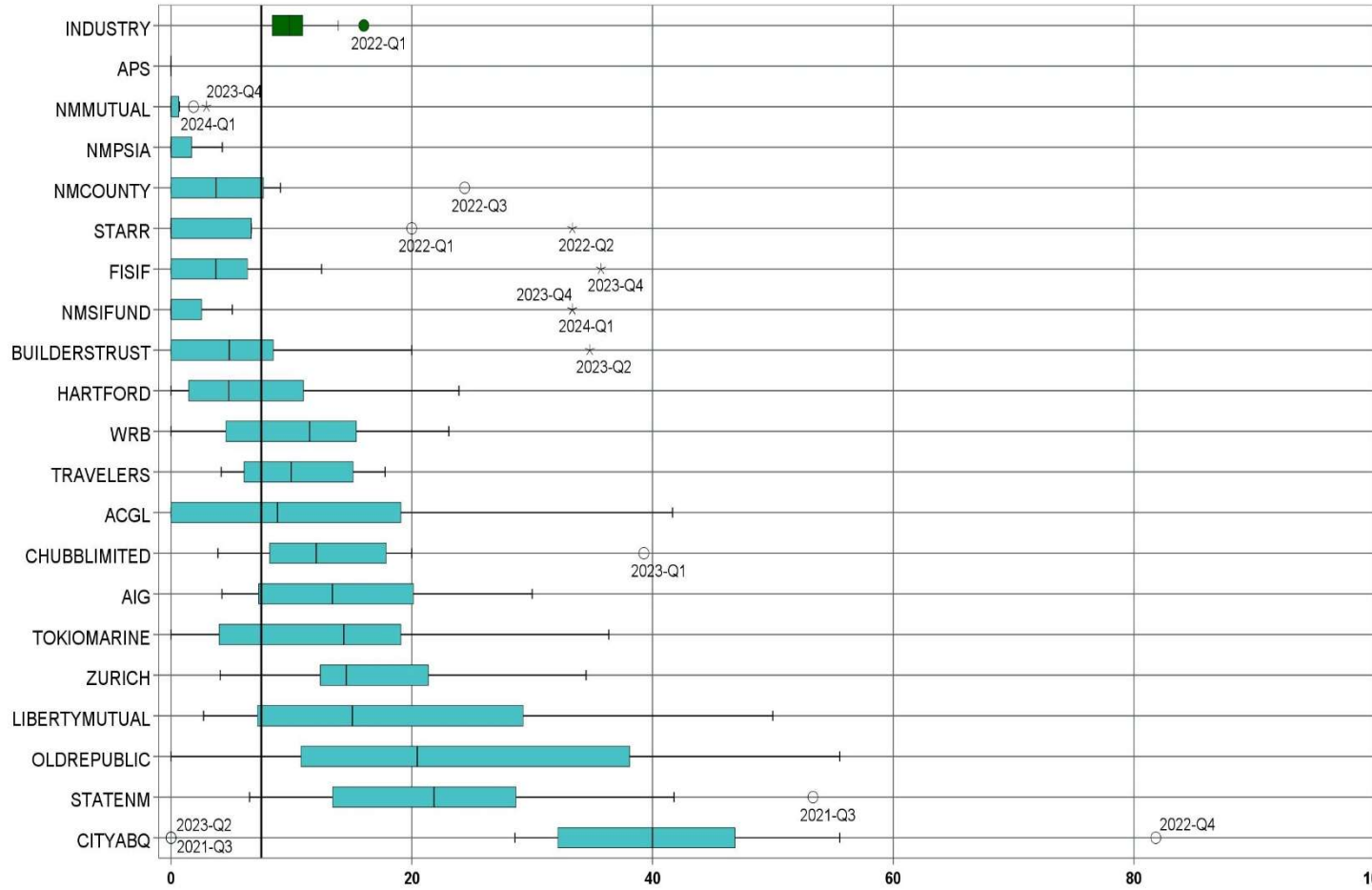
Carrier ID	Carrier Name	Number of ttd-ptd claims	Number Late	Late Ratio	Expected	Z-Score	Z > 2
58455	EVEREST RE GROUP LTD	8	3	37.5%	2		
44385	EVERGREEN PARENT, L.P.	24	12	50.0%	6	1.59	
50710	EXXON MOBIL CORPORATION	1	0	0.0%	0		
58364	FAIRFAX FINANCIAL HOLDINGS LIMITED	3	1	33.3%	1		
FEX01	FEDERAL EXPRESS CORP POB 727	3	1	33.3%	1		
FED01	FEDERAL EXPRESS GROUND	1	1	100.0%	0		
384	FEDERATED MUTUAL INSURANCE COMPANY	2	0	0.0%	1		
FIS01	FOOD INDUSTRY SELF INS FUND OF NM	20	8	40.0%	5	0.93	
54044	GROUP ONE THOUSAND ONE, LLC	1	1	100.0%	0		
58707	HARTFORD FINANCIAL SERVICES GROUP INC	20	4	20.0%	5	-0.41	
51160	INTACT FINANCIAL CORPORATION	1	1	100.0%	0		
ITL01	INTEL CORPORATION	3	1	33.3%	1		
51391	JAMESTOWN HOLDINGS CORP.	1	0	0.0%	0		
51114	LIBERTY MUTUAL HOLDING COMPANY INC.	25	3	12.0%	7	-0.94	
50177	LOEWS CORPORATION	7	4	57.1%	2		
LAN01	LOS ALAMOS LABS	5	0	0.0%	1		
58405	MARKEL CORPORATION	8	1	12.5%	2		
HCW01	N M HEALTHCARE W C GROUP	1	0	0.0%	0		
PSI01	N M PUBLIC SCHOOLS	55	23	41.8%	14	1.05	
RUR01	N M RURAL ELECTRIC COOP ASSOC	2	0	0.0%	1		
SIF01	N M SELF INSURERS FUND	3	1	33.3%	1		
2358	NATIONWIDE MUTUAL INSURANCE COMPANY	7	3	42.9%	2		
CIA01	NEW MEXICO ASSN. OF COUNTIES	23	10	43.5%	6	1.16	
HWG01	NEW MEXICO HOSPITAL WORK COMP GROUP	3	0	0.0%	1		
11527	NEW MEXICO MUTUAL CASUALTY COMPANY	94	0	0.0%	25	-1.74	
2381	OHIO FARMERS INSURANCE COMPANY	1	1	100.0%	0		
58439	OLD REPUBLIC INTERNATIONAL CORPORATION	15	4	26.7%	4	0.04	
PWC01	PINNACLE WEST CAPITAL CORP	1	0	0.0%	0		
PRE01	PRESBYTERIAN HEALTHCARE SERVICES	4	1	25.0%	1		
59716	PROSIGHT GLOBAL HOLDINGS LTD	1	1	100.0%	0		
Total		720	188	26.1%			

LATE PAYMENT OF INITIAL BENEFITS ITEMIZED – Q1 (CONT.)

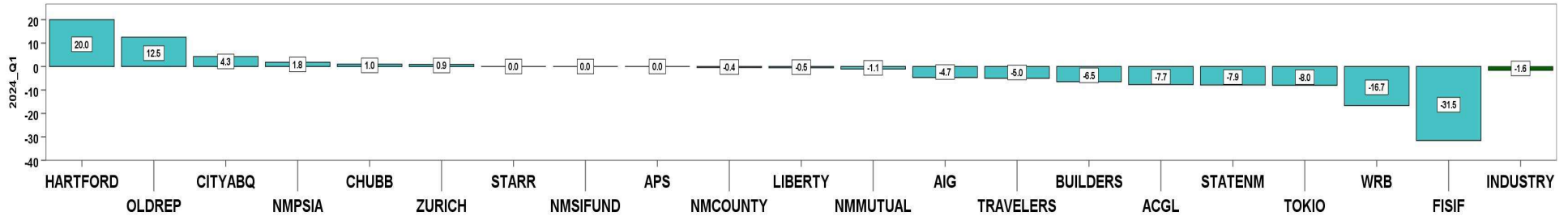
Carrier ID	Carrier Name	Number of ttd-ptd claims	Number Late	Late Ratio	Expected	Z-Score	Z > 2
85434	QBE INSURANCE GROUP LIMITED	5	1	20.0%	1		
SJR01	SAN JUAN REGIONAL MEDICAL CENTER	4	2	50.0%	1		
SAN01	SANDIA CORPORATION	1	1	100.0%	0		
2466	SENTRY INSURANCE A MUTUAL COMPANY	4	2	50.0%	1		
46834	SERVICE INSURANCE HOLDINGS, INC	6	4	66.7%	2		
52641	SOMPO HOLDINGS INC	1	1	100.0%	0		
55404	STARR INTERNATIONAL COMPANY, INC.	16	5	31.3%	4	0.34	
2479	STATE FARM MUTUAL AUTOMOBILE INS CO	4	1	25.0%	1		
SNM01	STATE OF NEW MEXICO RISK MGMT DIVISION	41	18	43.9%	11	1.19	
33806	SUNZ HOLDINGS LLC	1	1	100.0%	0		
KRO01	THE KROGER CO.	3	0	0.0%	1		
58633	TOKIO MARINE HOLDINGS, INC.	10	4	40.0%	3	0.93	
58470	TRAVELERS COMPANIES, INC.	31	6	19.4%	8	-0.45	
58496	W. R. BERKLEY CORPORATION	3	1	33.3%	1		
3482	WCF MUTUAL INSURANCE COMPANY	1	0	0.0%	0		
50457	ZURICH INSURANCE GROUP LTD	37	8	21.6%	10	-0.30	
Total		720	188	26.1%			

1st QUARTER CY 2024
New Mexico Workers' Compensation Administration

LATE FILING SROI TREND – 12 QTRS: Subsequent Report of Injury



Q1 CY 2024 Claim Summary		
Carrier Name	No.	% Late
ACGL	11	0
AIG	45	18
APS	16	0
BUILDERSTRUST	30	0
CHUBBLIMITED	70	7
CITYABQ	5	40
FISIF	24	4
HARTFORD	25	20
LIBERTYMUTUAL	42	5
NMCOUNTY	23	4
NMMUTUAL	107	2
NMPSIA	55	2
NMSIFUND	3	33
OLDREPUBLIC	16	25
STARR	19	0
STATENM	47	11
TOKIOMARINE	13	0
TRAVELERS	38	11
WRB	6	0
ZURICH	46	15
Industry Average	892	7.5%



LATE FILING SROI ITEMIZED – Q1: Subsequent Report of Injury (CONT.)

Carrier ID	Carrier Name	Number of ttd-ptd claims	Number Late	Late Ratio	Expected	Z-Score	Z > 2
ABF01	ABF FREIGHT SYSTEM INC	1	0	0.0%	0		
468	ACUITY A MUTUAL INS COMPANY	5	1	20.0%	0		
55353	ALASKA NATIONAL CORPORATION	1	0	0.0%	0		
APS01	ALBUQUERQUE PUBLIC SCHOOLS	16	0	0.0%	1	-0.97	
58317	AMERICAN FINANCIAL GROUP, INC	2	0	0.0%	0		
58702	AMERICAN INTERNATIONAL GROUP, INC	45	8	17.8%	3	1.33	
52536	AMERISURE MUTUAL HOLDINGS INC	4	0	0.0%	0		
58459	ARCH CAPITAL GROUP LTD.	11	0	0.0%	1	-0.97	
58448	ARGO GROUP INTERNATIONAL HOLDINGS, LTD	7	1	14.3%	1		
85085	AXA S.A.	6	0	0.0%	0		
58334	BERKSHIRE HATHAWAY INC	7	3	42.9%	1		
46512	BIC HOLDINGS LLC	1	0	0.0%	0		
60081	BLUE CROSS BLUE SHIELD OF MI MUTUAL INS	3	0	0.0%	0		
BTR01	BUILDERS TRUST	30	0	0.0%	2	-0.97	
85512	CHANDLER INSURANCE COMPANY, LTD.	1	0	0.0%	0		
46331	CHINA MINSHENG INVESTMENT GROUP CORP LTD	3	0	0.0%	0		
CHR01	CHRISTUS ST VINCENT HOSPITAL	8	0	0.0%	1		
58303	CHUBB LIMITED	70	5	7.1%	5	-0.05	
259	CHURCH MUTUAL INSURANCE COMPANY	2	0	0.0%	0		
12205	CIMARRON INSURANCE COMPANY	1	0	0.0%	0		
ABQ01	CITY OF ALBUQUERQUE	5	2	40.0%	0		
CAR01	CITY OF CARLSBAD	1	0	0.0%	0		
FAR01	CITY OF FARMINGTON	3	0	0.0%	0		
CLC01	CITY OF LAS CRUCES	3	0	0.0%	0		
CSF01	CITY OF SANTA FE	2	0	0.0%	0		
44179	COPPERPOINT MUTUAL INSURANCE HOLDING CO	4	1	25.0%	0		
COS01	COSTCO WHOLESALE	1	0	0.0%	0		
DOL01	DOLLAR GENERAL (DOLGEN CORP)	4	0	0.0%	0		
318	DONEGAL MUTUAL INSURANCE COMPANY	6	0	0.0%	0		
55579	ENSTAR GROUP LIMITED	4	0	0.0%	0		
51656	ERNEST RADY TRUST	4	0	0.0%	0		
Total		892	67	7.5%			

LATE FILING SROI ITEMIZED – Q1: Subsequent Report of Injury (CONT.)

Carrier ID	Carrier Name	Number of ttd-ptd claims	Number Late	Late Ratio	Expected	Z-Score	Z > 2
58455	EVEREST RE GROUP LTD	9	1	11.1%	1		
44385	EVERGREEN PARENT, L.P.	31	0	0.0%	2	-0.97	
50710	EXXON MOBIL CORPORATION	1	0	0.0%	0		
58364	FAIRFAX FINANCIAL HOLDINGS LIMITED	9	2	22.2%	1		
FEX01	FEDERAL EXPRESS CORP POB 727	4	0	0.0%	0		
FED01	FEDERAL EXPRESS GROUND	1	0	0.0%	0		
384	FEDERATED MUTUAL INSURANCE COMPANY	2	1	50.0%	0		
FIS01	FOOD INDUSTRY SELF INS FUND OF NM	24	1	4.2%	2	-0.43	
50408	GENERAL ELECTRIC COMPANY	1	0	0.0%	0		
54044	GROUP ONE THOUSAND ONE, LLC	3	0	0.0%	0		
44975	GUIDEONE MUTUAL HOLDING COMPANY	1	0	0.0%	0		
58707	HARTFORD FINANCIAL SERVICES GROUP INC	25	5	20.0%	2	1.62	
51160	INTACT FINANCIAL CORPORATION	2	0	0.0%	0		
ITL01	INTEL CORPORATION	4	0	0.0%	0		
51391	JAMESTOWN HOLDINGS CORP.	1	0	0.0%	0		
51114	LIBERTY MUTUAL HOLDING COMPANY INC.	42	2	4.8%	3	-0.36	
50177	LOEWS CORPORATION	11	1	9.1%	1	0.20	
LAN01	LOS ALAMOS LABS	5	0	0.0%	0		
58405	MARKEL CORPORATION	9	0	0.0%	1		
HCW01	N M HEALTHCARE W C GROUP	1	0	0.0%	0		
PSI01	N M PUBLIC SCHOOLS	55	1	1.8%	4	-0.74	
RUR01	N M RURAL ELECTRIC COOP ASSOC	2	0	0.0%	0		
SIF01	N M SELF INSURERS FUND	3	1	33.3%	0		
2358	NATIONWIDE MUTUAL INSURANCE COMPANY	8	1	12.5%	1		
CIA01	NEW MEXICO ASSN. OF COUNTIES	23	1	4.3%	2	-0.41	
HWG01	NEW MEXICO HOSPITAL WORK COMP GROUP	3	0	0.0%	0		
11527	NEW MEXICO MUTUAL CASUALTY COMPANY	107	2	1.9%	8	-0.73	
2381	OHIO FARMERS INSURANCE COMPANY	1	0	0.0%	0		
58439	OLD REPUBLIC INTERNATIONAL CORPORATION	16	4	25.0%	1	2.26	*****
PWC01	PINNACLE WEST CAPITAL CORP	2	0	0.0%	0		
PRE01	PRESBYTERIAN HEALTHCARE SERVICES	8	1	12.5%	1		
Total		892	67	7.5%			

LATE FILING SROI ITEMIZED – Q1: Subsequent Report of Injury (CONT.)

Carrier ID	Carrier Name	Number of ttd-ptd claims	Number Late	Late Ratio	Expected	Z-Score	Z > 2
59716	PROSIGHT GLOBAL HOLDINGS LTD	1	0	0.0%	0		
58332	PROTECTIVE INSURANCE CORPORATION	5	1	20.0%	0		
85434	QBE INSURANCE GROUP LIMITED	5	0	0.0%	0		
RYD01	RYDER SYSTEMS INC	1	1	100.0%	0		
SJR01	SAN JUAN REGIONAL MEDICAL CENTER	4	0	0.0%	0		
SAN01	SANDIA CORPORATION	1	0	0.0%	0		
58466	SELECTIVE INSURANCE GROUP INC	1	0	0.0%	0		
2466	SENTRY INSURANCE A MUTUAL COMPANY	8	2	25.0%	1		
46834	SERVICE INSURANCE HOLDINGS, INC	6	0	0.0%	0		
52641	SOMPO HOLDINGS INC	1	0	0.0%	0		
55404	STARR INTERNATIONAL COMPANY, INC.	19	0	0.0%	1	-0.97	
2479	STATE FARM MUTUAL AUTOMOBILE INS CO	5	0	0.0%	0		
SNM01	STATE OF NEW MEXICO RISK MGMT DIVISION	47	5	10.6%	4	0.40	
33806	SUNZ HOLDINGS LLC	1	0	0.0%	0		
58505	THE HANOVER INSURANCE GROUP, INC.	2	1	50.0%	0		
KRO01	THE KROGER CO.	4	1	25.0%	0		
58633	TOKIO MARINE HOLDINGS, INC.	13	0	0.0%	1	-0.97	
58470	TRAVELERS COMPANIES, INC.	38	4	10.5%	3	0.39	
58496	W. R. BERKLEY CORPORATION	6	0	0.0%	0		
3482	WCF MUTUAL INSURANCE COMPANY	2	0	0.0%	0		
46966	WESTAIM HIIG LP	1	0	0.0%	0		
50457	ZURICH INSURANCE GROUP LTD	46	7	15.2%	3	1.00	

Total		892	67	7.5%			
--------------	--	------------	-----------	-------------	--	--	--

12 QUARTER LEGAL ACTIVITY REPORT

Carrier ID	Carrier Name	Total	No Legal Activity	Legal Activity	% Legal Activity
ABF01	ABF FREIGHT SYSTEM INC	17	14	3	17.6%
H2001	ABQ/BERNCO WATER UTILITY AUTHORITY	11	9	2	18.2%
468	ACUITY A MUTUAL INS COMPANY	35	25	10	28.6%
55353	ALASKA NATIONAL CORPORATION	3	3	0	0.0%
APS01	ALBUQUERQUE PUBLIC SCHOOLS	217	198	19	8.8%
85449	ALLIANZ SE	1	1	0	0.0%
ALL01	ALLSUP ENTERPRISES INC	1	0	1	100.0%
58317	AMERICAN FINANCIAL GROUP, INC	10	7	3	30.0%
58702	AMERICAN INTERNATIONAL GROUP, INC	696	546	150	21.6%
6087	AMERICAN NATIONAL INSURANCE COMPANY	4	3	1	25.0%
52536	AMERISURE MUTUAL HOLDINGS INC	24	20	4	16.7%
58459	ARCH CAPITAL GROUP LTD.	142	121	21	14.8%
ASF01	ARCHDIOCESE OF SANTA FE	7	6	1	14.3%
58448	ARGO GROUP INTERNATIONAL HOLDINGS, LTD	74	60	14	18.9%
ABC01	ASSOC BUILDERS & CONTRACTORS	21	17	4	19.0%
51156	ASSURANT INC	1	1	0	0.0%
85085	AXA S.A.	135	110	25	18.5%
BAS01	BASHA'S INC	2	2	0	0.0%
58334	BERKSHIRE HATHAWAY INC	142	115	27	19.0%
46512	BIC HOLDINGS LLC	16	15	1	6.3%
60081	BLUE CROSS BLUE SHIELD OF MI MUTUAL INS	76	56	20	26.3%
221	BROTHERHOOD MUTUAL INSURANCE COMPANY	4	2	2	50.0%
BTR01	BUILDERS TRUST	435	359	76	17.5%
2081	CENTRAL MUTUAL INSURANCE COMPANY	3	3	0	0.0%
85512	CHANDLER INSURANCE COMPANY, LTD.	41	27	14	34.1%
CHE01	CHEVRON USA	2	2	0	0.0%
46331	CHINA MINSHENG INVESTMENT GROUP CORP LTD	7	6	1	14.3%
CHR01	CHRISTUS ST VINCENT HOSPITAL	44	40	4	9.1%
58303	CHUBB LIMITED	756	592	164	21.7%
259	CHURCH MUTUAL INSURANCE COMPANY	18	13	5	27.8%
12205	CIMARRON INSURANCE COMPANY	13	7	6	46.2%
12 Quarter Total		11,626	9,585	2,041	17.6%

12 QUARTER LEGAL ACTIVITY REPORT (CONT.)

Carrier ID	Carrier Name	Total	No Legal Activity	Legal Activity	% Legal Activity
58704	CINCINNATI FINANCIAL CORPORATION	24	18	6	25.0%
ABQ01	CITY OF ALBUQUERQUE	180	146	34	18.9%
CAR01	CITY OF CARLSBAD	27	22	5	18.5%
FAR01	CITY OF FARMINGTON	40	33	7	17.5%
CLC01	CITY OF LAS CRUCES	37	30	7	18.9%
CSF01	CITY OF SANTA FE	28	25	3	10.7%
3633	COLUMBIA MUTUAL INSURANCE COMPANY	3	3	0	0.0%
44179	COPPERPOINT MUTUAL INSURANCE HOLDING CO	44	37	7	15.9%
COS01	COSTCO WHOLESALE	24	20	4	16.7%
11130	DAKOTA TRUCK UNDERWRITERS	2	2	0	0.0%
DOL01	DOLLAR GENERAL (DOLGEN CORP)	12	10	2	16.7%
318	DONEGAL MUTUAL INSURANCE COMPANY	38	25	13	34.2%
51243	EMPLOYERS HOLDINGS, INC.	50	40	10	20.0%
2161	EMPLOYERS MUTUAL CASUALTY COMPANY	1	0	1	100.0%
55579	ENSTAR GROUP LIMITED	64	49	15	23.4%
51656	ERNEST RADY TRUST	7	5	2	28.6%
58455	EVEREST RE GROUP LTD	66	54	12	18.2%
44385	EVERGREEN PARENT, L.P.	127	112	15	11.8%
50710	EXXON MOBIL CORPORATION	4	4	0	0.0%
58364	FAIRFAX FINANCIAL HOLDINGS LIMITED	80	57	23	28.8%
52562	FARM BUREAU MUTUAL HOLDING COMPANY	12	10	2	16.7%
FEX01	FEDERAL EXPRESS CORP POB 727	46	41	5	10.9%
FED01	FEDERAL EXPRESS GROUND	19	17	2	10.5%
384	FEDERATED MUTUAL INSURANCE COMPANY	50	41	9	18.0%
FIS01	FOOD INDUSTRY SELF INS FUND OF NM	301	265	36	12.0%
59492	FOSUN INTERNATIONAL HOLDINGS LTD	1	0	1	100.0%
FMM01	FREEPORT-MCMORAN CORP	29	25	4	13.8%
50408	GENERAL ELECTRIC COMPANY	3	3	0	0.0%
46846	GOOSE CREEK CAPITAL INC	1	1	0	0.0%
51888	GRAY & COMPANY, INC.	1	1	0	0.0%
GRO01	GROENDYKE TRANSPORT	1	1	0	0.0%
12 Quarter Total		11,626	9,585	2,041	17.6%

12 QUARTER LEGAL ACTIVITY REPORT (CONT.)

Carrier ID	Carrier Name	Total	No Legal Activity	Legal Activity	% Legal Activity
54044	GROUP ONE THOUSAND ONE, LLC	14	14	0	0.0%
44975	GUIDEONE MUTUAL HOLDING COMPANY	2	2	0	0.0%
58707	HARTFORD FINANCIAL SERVICES GROUP INC	409	335	74	18.1%
85259	HDI V.A.G.	1	0	1	100.0%
HEA01	HEALTHSOUTH REHAB CORP	1	1	0	0.0%
51160	INTACT FINANCIAL CORPORATION	2	2	0	0.0%
ITL01	INTEL CORPORATION	23	19	4	17.4%
51391	JAMESTOWN HOLDINGS CORP.	6	5	1	16.7%
KIE01	KIEWIT CONSTRUCTION GROUP INC	1	1	0	0.0%
51114	LIBERTY MUTUAL HOLDING COMPANY INC.	419	353	66	15.8%
50177	LOEWS CORPORATION	130	103	27	20.8%
LAN01	LOS ALAMOS LABS	63	54	9	14.3%
MAC01	MACYS INC	2	2	0	0.0%
11387	MAINE EMPLOYERS MUTUAL INSURANCE COMPANY	4	4	0	0.0%
58405	MARKEL CORPORATION	70	63	7	10.0%
MCA01	MECH CONTRACTORS ASSOC OF NM	9	8	1	11.1%
02327	MIDWEST FAMILY MUTUAL INSURANCE CO	2	2	0	0.0%
HCW01	N M HEALTHCARE W C GROUP	23	21	2	8.7%
PSI01	N M PUBLIC SCHOOLS	596	531	65	10.9%
RUR01	N M RURAL ELECTRIC COOP ASSOC	23	22	1	4.3%
SIF01	N M SELF INSURERS FUND	167	148	19	11.4%
2358	NATIONWIDE MUTUAL INSURANCE COMPANY	32	26	6	18.8%
CIA01	NEW MEXICO ASSN. OF COUNTIES	335	281	54	16.1%
HWG01	NEW MEXICO HOSPITAL WORK COMP GROUP	58	51	7	12.1%
11527	NEW MEXICO MUTUAL CASUALTY COMPANY	1,879	1,522	357	19.0%
AGC01	NM BUILDING BRANCH AGC	10	9	1	10.0%
2381	OHIO FARMERS INSURANCE COMPANY	19	18	1	5.3%
58439	OLD REPUBLIC INTERNATIONAL CORPORATION	219	190	29	13.2%
320	PHARMACISTS MUTUAL INSURANCE COMPANY	1	1	0	0.0%
PWC01	PINNACLE WEST CAPITAL CORP	11	10	1	9.1%
PRE01	PRESBYTERIAN HEALTHCARE SERVICES	133	124	9	6.8%
12 Quarter Total		11,626	9,585	2,041	17.6%

1st QUARTER CY 2024
 New Mexico Workers' Compensation Administration

12 QUARTER LEGAL ACTIVITY REPORT (CONT.)

Carrier ID	Carrier Name	Total	No Legal Activity	Legal Activity	% Legal Activity
59716	PROSIGHT GLOBAL HOLDINGS LTD	2	2	0	0.0%
58332	PROTECTIVE INSURANCE CORPORATION	43	30	13	30.2%
85434	QBE INSURANCE GROUP LIMITED	48	38	10	20.8%
RYD01	RYDER SYSTEMS INC	3	2	1	33.3%
SJR01	SAN JUAN REGIONAL MEDICAL CENTER	47	44	3	6.4%
SAN01	SANDIA CORPORATION	30	28	2	6.7%
58466	SELECTIVE INSURANCE GROUP INC	13	9	4	30.8%
2466	SENTRY INSURANCE A MUTUAL COMPANY	83	73	10	12.0%
46834	SERVICE INSURANCE HOLDINGS, INC	31	27	4	12.9%
01929	SFM MUTUAL INSURANCE COMPANY	1	1	0	0.0%
52641	SOMPO HOLDINGS INC	15	12	3	20.0%
55404	STARR INTERNATIONAL COMPANY, INC.	169	141	28	16.6%
2479	STATE FARM MUTUAL AUTOMOBILE INS CO	29	19	10	34.5%
SNM01	STATE OF NEW MEXICO RISK MGMT DIVISION	578	468	110	19.0%
33806	SUNZ HOLDINGS LLC	3	3	0	0.0%
TAR01	TARGET STORES/DAYTON HUDSON	15	14	1	6.7%
58505	THE HANOVER INSURANCE GROUP, INC.	22	16	6	27.3%
KRO01	THE KROGER CO.	46	40	6	13.0%
58633	TOKIO MARINE HOLDINGS, INC.	205	175	30	14.6%
58470	TRAVELERS COMPANIES, INC.	522	441	81	15.5%
58496	W. R. BERKLEY CORPORATION	156	106	50	32.1%
3482	WCF MUTUAL INSURANCE COMPANY	11	7	4	36.4%
46966	WESTAIM HIIG LP	11	9	2	18.2%
50457	ZURICH INSURANCE GROUP LTD	599	481	118	19.7%
12 Quarter Total		11,626	9,585	2,041	17.6%