



State of New Mexico  
**WORKERS' COMPENSATION  
ADMINISTRATION**

**4<sup>th</sup> QUARTER CY 2024  
INSURER SCORECARD**

**CONTENTS**

|   |    |
|---|----|
| SCORECARD PROCESS AND NOTES .....   | 1  |
| LATE FILING FROI TREND – 12 QTRS: First Report of Injury or Illness .....       | 2  |
| LATE FILING FROI ITEMIZED: First Report of Injury or Illness – Q4 (CONT.) ..... | 3  |
| LATE FILING FROI ITEMIZED: First Report of Injury or Illness – Q4 (CONT.) ..... | 4  |
| LATE FILING FROI ITEMIZED: First Report of Injury or Illness – Q4 (CONT.) ..... | 5  |
| LATE PAYMENT OF INITIAL BENEFITS TREND – 12 QTRS .....                          | 6  |
| LATE PAYMENT OF INITIAL BENEFITS ITEMIZED – Q4 (CONT.) .....                    | 7  |
| LATE PAYMENT OF INITIAL BENEFITS ITEMIZED – Q4 (CONT.) .....                    | 8  |
| LATE PAYMENT OF INITIAL BENEFITS ITEMIZED – Q4 (CONT.) .....                    | 9  |
| LATE FILING SROI TREND – 12 QTRS: Subsequent Report of Injury.....              | 10 |
| LATE FILING SROI ITEMIZED – Q4: Subsequent Report of Injury (CONT.) .....       | 11 |
| LATE FILING SROI ITEMIZED – Q4: Subsequent Report of Injury (CONT.) .....       | 12 |
| LATE FILING SROI ITEMIZED – Q4: Subsequent Report of Injury (CONT.) .....       | 13 |
| 12 QUARTER LEGAL ACTIVITY REPORT.....   | 14 |
| 12 QUARTER LEGAL ACTIVITY REPORT (CONT.).....                                   | 15 |
| 12 QUARTER LEGAL ACTIVITY REPORT (CONT.).....                                   | 16 |
| 12 QUARTER LEGAL ACTIVITY REPORT (CONT.).....                                   | 17 |

**\*\*The New Mexico Workers' Compensation Administration relies on carriers to accurately report their data to the agency. Carrier submissions are subject to computer edits and review by WCA staff. However, the data used in this report remains unaltered by the WCA. As such, data reporting errors can occur and may result in skewed scorecard results.**

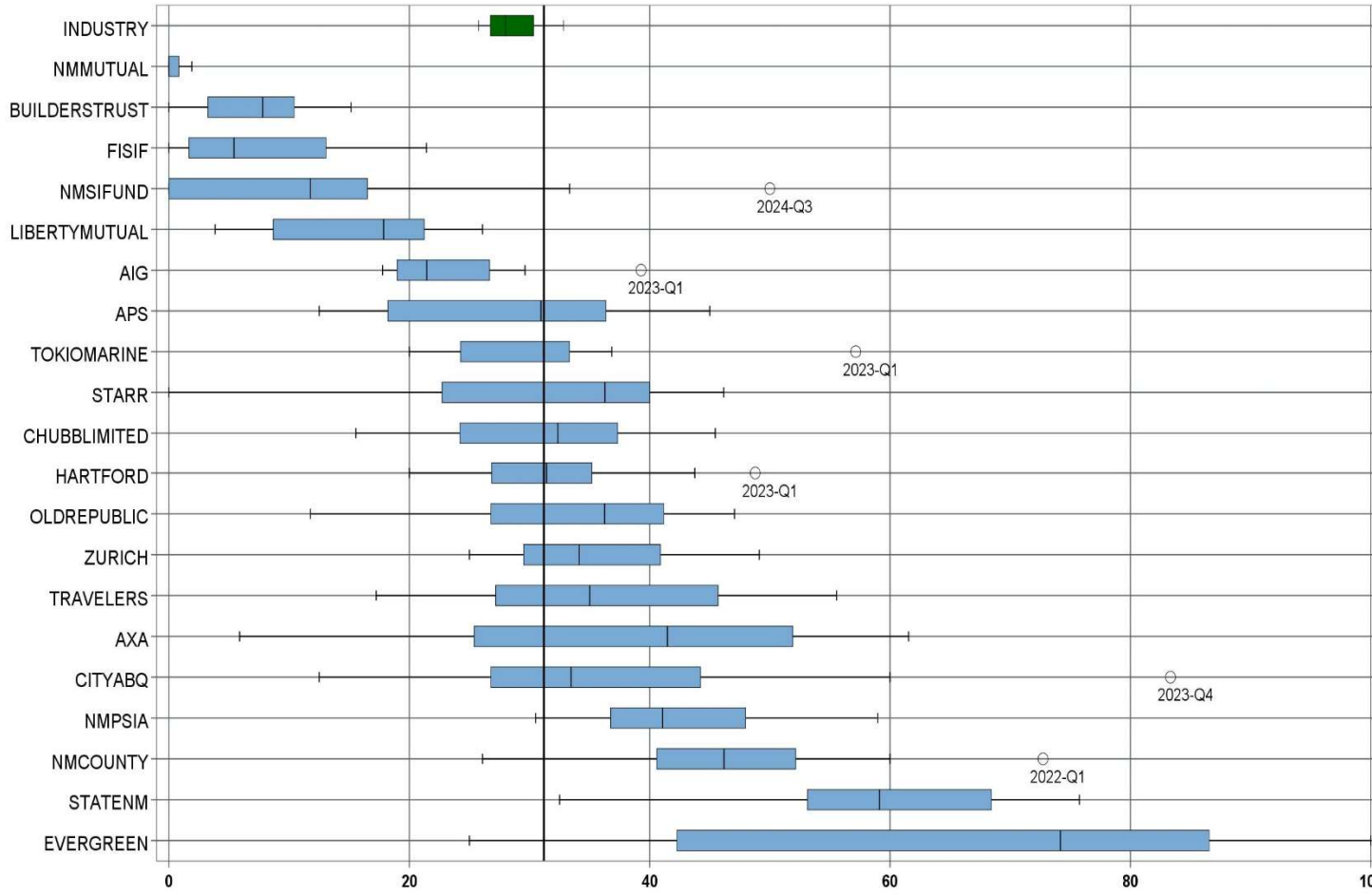
Produced by the Economic Research & Policy Bureau  
Richard Adu-Asamoah, Bureau Chief  
Ruili Yan, Economist

## **SCORECARD PROCESS AND NOTES**

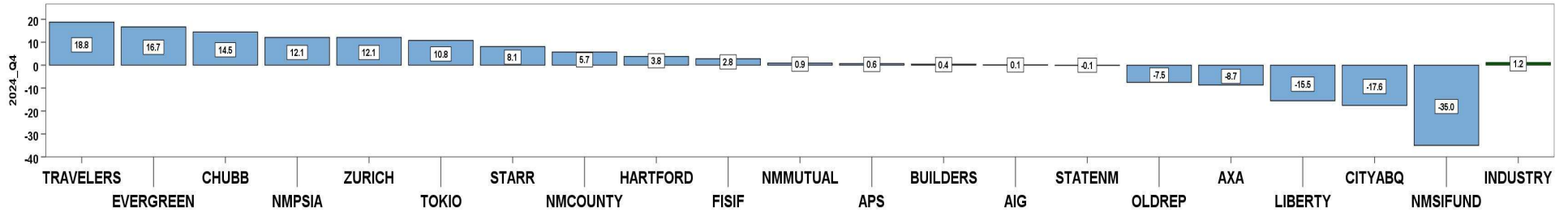
- ❖ Carriers are grouped by the uppermost parent company identified by AM Best Corporation, rather than by the NM WCA-assigned carrier number.
- ❖ The graphical information presented on the first page of each section is based on the 20 carriers and self-insured entities with the highest volume of indemnity SROI reports submitted for the preceding 12 quarters. The selection of carriers by volume of SROIs will automatically “phase-out” carriers that cease to conduct business in New Mexico, and “phase-in” those that increase volume or become active, as needed.
- ❖ Each quarter is presented as a stand-alone quarter that only includes data for that quarter. Additionally, a summary report for the year is prepared alongside Q4 to give carriers an overview of the year.
- ❖ The detailed listing of reporting results is listed alphabetically, rather than by Z-score.

**4<sup>th</sup> QUARTER CY 2024**  
New Mexico Workers' Compensation Administration

**LATE FILING FROI TREND – 12 QTRS: First Report of Injury or Illness**



| Q4 CY 2024 Claim Summary |            |              |
|--------------------------|------------|--------------|
| Carrier Name             | No.        | % Late       |
| AIG                      | 42         | 19           |
| APS                      | 22         | 36           |
| AXA                      | 8          | 38           |
| BUILDERSTRUST            | 22         | 9            |
| CHUBBLIMITED             | 34         | 35           |
| CITYABQ                  | 14         | 29           |
| EVERGREEN                | 12         | 42           |
| FISIF                    | 15         | 7            |
| HARTFORD                 | 19         | 32           |
| LIBERTYMUTUAL            | 34         | 6            |
| NM COUNTY                | 15         | 60           |
| NMMUTUAL                 | 114        | 1            |
| NMPSIA                   | 39         | 59           |
| NMSIFUND                 | 20         | 15           |
| OLDREPUBLIC              | 8          | 38           |
| STARR                    | 13         | 46           |
| STATENM                  | 37         | 76           |
| TOKIOMARINE              | 13         | 31           |
| TRAVELERS                | 38         | 50           |
| ZURICH                   | 30         | 43           |
| <b>Industry Average</b>  | <b>734</b> | <b>31.2%</b> |



**4<sup>th</sup> QUARTER CY 2024**  
 New Mexico Workers' Compensation Administration

**LATE FILING FROI ITEMIZED: First Report of Injury or Illness – Q4 (CONT.)**

| Carrier ID   | Carrier Name                             | Number of<br>ttd-ptd claims | Number Late | Late Ratio   | Expected | Z-Score | Z > 2 |
|--------------|--|-----------------------------|-------------|--------------|----------|---------|-------|
| ABF01        | ABF FREIGHT SYSTEM INC                   | 2                           | 1           | 50.0%        | 1        |         |       |
| H2O01        | ABQ/BERNCO WATER UTILITY AUTHORITY       | 1                           | 1           | 100.0%       | 0        |         |       |
| 468          | ACUITY A MUTUAL INS COMPANY              | 4                           | 1           | 25.0%        | 1        |         |       |
| 55353        | ALASKA NATIONAL CORPORATION              | 3                           | 2           | 66.7%        | 1        |         |       |
| APS01        | ALBUQUERQUE PUBLIC SCHOOLS               | 22                          | 8           | 36.4%        | 7        | 0.25    |       |
| 85449        | ALLIANZ SE                               | 1                           | 1           | 100.0%       | 0        |         |       |
| 58317        | AMERICAN FINANCIAL GROUP, INC            | 1                           | 0           | 0.0%         | 0        |         |       |
| 58702        | AMERICAN INTERNATIONAL GROUP, INC        | 42                          | 8           | 19.0%        | 13       | -0.59   |       |
| 52536        | AMERISURE MUTUAL HOLDINGS INC            | 4                           | 4           | 100.0%       | 1        |         |       |
| 58459        | ARCH CAPITAL GROUP LTD.                  | 7                           | 3           | 42.9%        | 2        |         |       |
| ASF01        | ARCHDIOCESE OF SANTA FE                  | 1                           | 0           | 0.0%         | 0        |         |       |
| 58448        | ARGO GROUP INTERNATIONAL HOLDINGS, LTD   | 6                           | 4           | 66.7%        | 2        |         |       |
| ABC01        | ASSOC BUILDERS & CONTRACTORS             | 1                           | 0           | 0.0%         | 0        |         |       |
| 85085        | AXA S.A.                                 | 8                           | 3           | 37.5%        | 2        |         |       |
| 58334        | BERKSHIRE HATHAWAY INC                   | 7                           | 3           | 42.9%        | 2        |         |       |
| 46512        | BIC HOLDINGS LLC                         | 1                           | 0           | 0.0%         | 0        |         |       |
| 60081        | BLUE CROSS BLUE SHIELD OF MI MUTUAL INS  | 5                           | 3           | 60.0%        | 2        |         |       |
| BTR01        | BUILDERS TRUST                           | 22                          | 2           | 9.1%         | 7        | -1.07   |       |
| 85512        | CHANDLER INSURANCE COMPANY, LTD.         | 1                           | 1           | 100.0%       | 0        |         |       |
| 46331        | CHINA MINSHENG INVESTMENT GROUP CORP LTD | 1                           | 0           | 0.0%         | 0        |         |       |
| CHR01        | CHRISTUS ST VINCENT HOSPITAL             | 9                           | 1           | 11.1%        | 3        |         |       |
| 58303        | CHUBB LIMITED                            | 34                          | 12          | 35.3%        | 11       | 0.20    |       |
| 259          | CHURCH MUTUAL INSURANCE COMPANY          | 1                           | 0           | 0.0%         | 0        |         |       |
| ABQ01        | CITY OF ALBUQUERQUE                      | 14                          | 4           | 28.6%        | 4        | -0.13   |       |
| CAR01        | CITY OF CARLSBAD                         | 1                           | 0           | 0.0%         | 0        |         |       |
| FAR01        | CITY OF FARMINGTON                       | 2                           | 1           | 50.0%        | 1        |         |       |
| CLC01        | CITY OF LAS CRUCES                       | 2                           | 1           | 50.0%        | 1        |         |       |
| 44179        | COPPERPOINT MUTUAL INSURANCE HOLDING CO  | 5                           | 1           | 20.0%        | 2        |         |       |
| COS01        | COSTCO WHOLESALE                         | 2                           | 0           | 0.0%         | 1        |         |       |
| DAC01        | DONA ANA COUNTY                          | 1                           | 0           | 0.0%         | 0        |         |       |
| 318          | DONEGAL MUTUAL INSURANCE COMPANY         | 4                           | 1           | 25.0%        | 1        |         |       |
| <b>Total</b> |  | <b>734</b>                  | <b>229</b>  | <b>31.2%</b> |          |         |       |

**4<sup>th</sup> QUARTER CY 2024**  
 New Mexico Workers' Compensation Administration

**LATE FILING FROI ITEMIZED: First Report of Injury or Illness – Q4 (CONT.)**

| Carrier ID   | Carrier Name                           | Number of<br>ttd-ptd claims | Number Late | Late Ratio   | Expected | Z-Score | Z > 2 |
|--------------|--|-----------------------------|-------------|--------------|----------|---------|-------|
| 51243        | EMPLOYERS HOLDINGS, INC.               | 3                           | 2           | 66.7%        | 1        |         |       |
| 55579        | ENSTAR GROUP LIMITED                   | 3                           | 2           | 66.7%        | 1        |         |       |
| 58455        | EVEREST RE GROUP LTD                   | 6                           | 2           | 33.3%        | 2        |         |       |
| 44385        | EVERGREEN PARENT, L.P.                 | 12                          | 5           | 41.7%        | 4        | 0.51    |       |
| 58364        | FAIRFAX FINANCIAL HOLDINGS LIMITED     | 10                          | 2           | 20.0%        | 3        | -0.54   |       |
| 52562        | FARM BUREAU MUTUAL HOLDING COMPANY     | 3                           | 0           | 0.0%         | 1        |         |       |
| FEX01        | FEDERAL EXPRESS CORP POB 727           | 4                           | 1           | 25.0%        | 1        |         |       |
| 384          | FEDERATED MUTUAL INSURANCE COMPANY     | 4                           | 2           | 50.0%        | 1        |         |       |
| FIS01        | FOOD INDUSTRY SELF INS FUND OF NM      | 15                          | 1           | 6.7%         | 5        | -1.19   |       |
| FMM01        | FREEPOR-T-MCMORAN CORP                 | 1                           | 0           | 0.0%         | 0        |         |       |
| 54044        | GROUP ONE THOUSAND ONE, LLC            | 1                           | 0           | 0.0%         | 0        |         |       |
| 58707        | HARTFORD FINANCIAL SERVICES GROUP INC  | 19                          | 6           | 31.6%        | 6        | 0.02    |       |
| ITL01        | INTEL CORPORATION                      | 2                           | 0           | 0.0%         | 1        |         |       |
| 51114        | LIBERTY MUTUAL HOLDING COMPANY INC.    | 34                          | 2           | 5.9%         | 11       | -1.23   |       |
| 50177        | LOEWS CORPORATION                      | 3                           | 3           | 100.0%       | 1        |         |       |
| LAN01        | LOS ALAMOS LABS                        | 1                           | 0           | 0.0%         | 0        |         |       |
| 46747        | MAG MUTUAL HOLDING COMPANY             | 3                           | 2           | 66.7%        | 1        |         |       |
| 58405        | MARKEL CORPORATION                     | 3                           | 0           | 0.0%         | 1        |         |       |
| MCA01        | MECH CONTRACTORS ASSOC OF NM           | 1                           | 0           | 0.0%         | 0        |         |       |
| HCW01        | N M HEALTHCARE W C GROUP               | 5                           | 2           | 40.0%        | 2        |         |       |
| PSI01        | N M PUBLIC SCHOOLS                     | 39                          | 23          | 59.0%        | 12       | 1.35    |       |
| RUR01        | N M RURAL ELECTRIC COOP ASSOC          | 2                           | 1           | 50.0%        | 1        |         |       |
| SIF01        | N M SELF INSURERS FUND                 | 20                          | 3           | 15.0%        | 6        | -0.79   |       |
| 2358         | NATIONWIDE MUTUAL INSURANCE COMPANY    | 3                           | 1           | 33.3%        | 1        |         |       |
| CIA01        | NEW MEXICO ASSN. OF COUNTIES           | 15                          | 9           | 60.0%        | 5        | 1.40    |       |
| HWG01        | NEW MEXICO HOSPITAL WORK COMP GROUP    | 1                           | 0           | 0.0%         | 0        |         |       |
| 11527        | NEW MEXICO MUTUAL CASUALTY COMPANY     | 114                         | 1           | 0.9%         | 36       | -1.47   |       |
| 2381         | OHIO FARMERS INSURANCE COMPANY         | 2                           | 2           | 100.0%       | 1        |         |       |
| 58439        | OLD REPUBLIC INTERNATIONAL CORPORATION | 8                           | 3           | 37.5%        | 2        |         |       |
| 45081        | PIE GROUP HOLDINGS, INC                | 1                           | 0           | 0.0%         | 0        |         |       |
| PWC01        | PINNACLE WEST CAPITAL CORP             | 1                           | 0           | 0.0%         | 0        |         |       |
| <b>Total</b> |  | <b>734</b>                  | <b>229</b>  | <b>31.2%</b> |          |         |       |

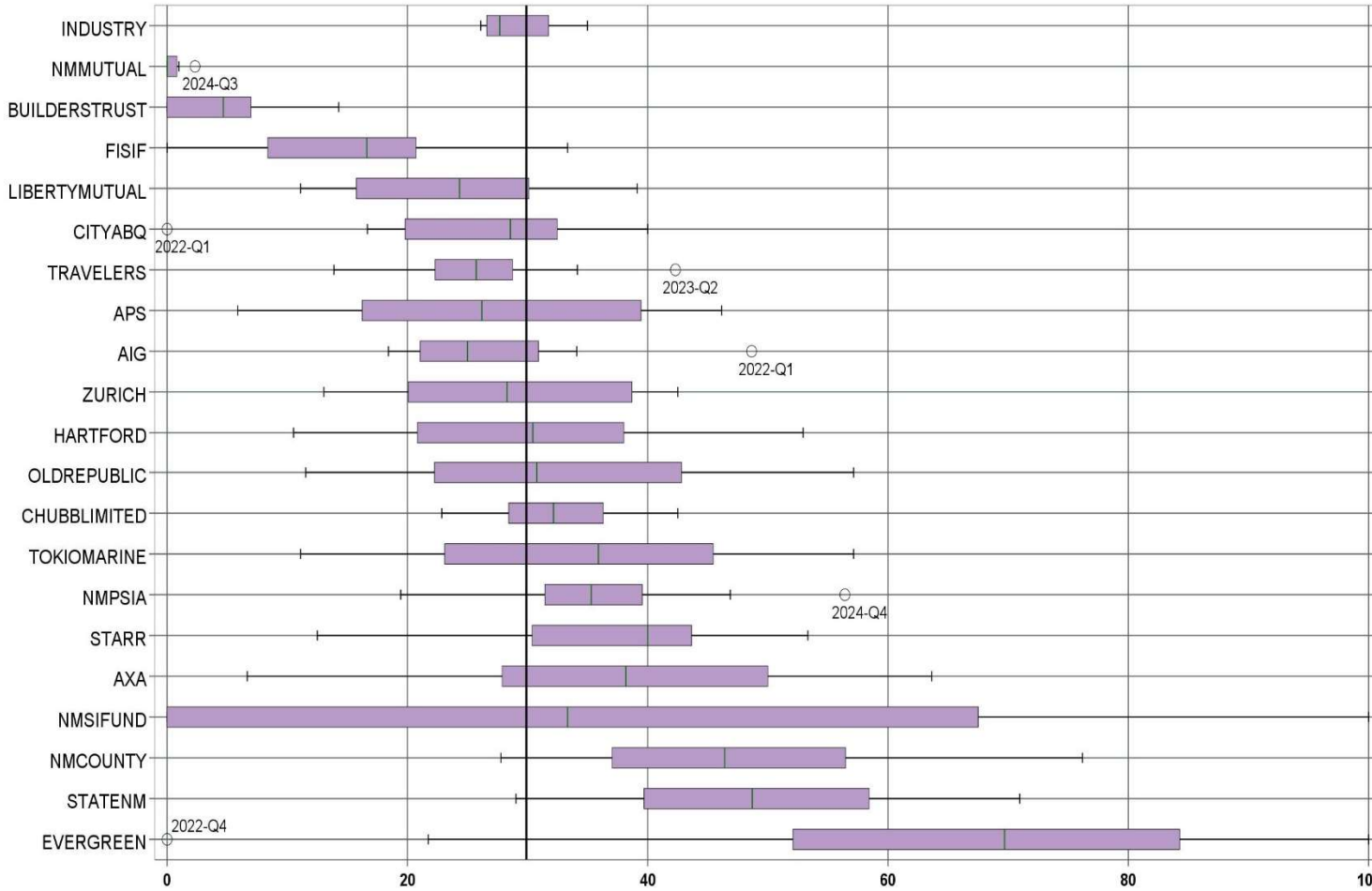
**4<sup>th</sup> QUARTER CY 2024**  
 New Mexico Workers' Compensation Administration

**LATE FILING FROI ITEMIZED: First Report of Injury or Illness – Q4 (CONT.)**

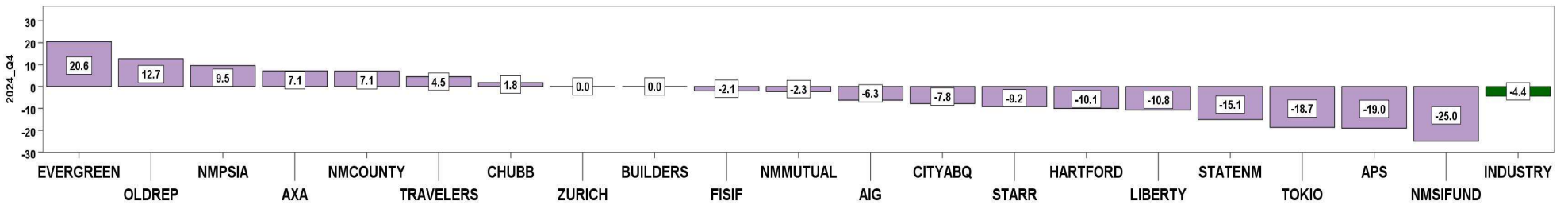
| Carrier ID   | Carrier Name                           | Number of<br>ttd-ptd claims | Number Late | Late Ratio   | Expected | Z-Score | Z > 2 |
|--------------|--|-----------------------------|-------------|--------------|----------|---------|-------|
| PRE01        | PRESBYTERIAN HEALTHCARE SERVICES       | 4                           | 0           | 0.0%         | 1        |         |       |
| 58332        | PROTECTIVE INSURANCE CORPORATION       | 1                           | 1           | 100.0%       | 0        |         |       |
| 85434        | QBE INSURANCE GROUP LIMITED            | 8                           | 3           | 37.5%        | 2        |         |       |
| SJR01        | SAN JUAN REGIONAL MEDICAL CENTER       | 5                           | 0           | 0.0%         | 2        |         |       |
| SAN01        | SANDIA CORPORATION                     | 2                           | 1           | 50.0%        | 1        |         |       |
| 58466        | SELECTIVE INSURANCE GROUP INC          | 3                           | 2           | 66.7%        | 1        |         |       |
| 2466         | SENTRY INSURANCE A MUTUAL COMPANY      | 1                           | 0           | 0.0%         | 0        |         |       |
| 46834        | SERVICE INSURANCE HOLDINGS, INC        | 2                           | 2           | 100.0%       | 1        |         |       |
| 52641        | SOMPO HOLDINGS INC                     | 2                           | 1           | 50.0%        | 1        |         |       |
| 55404        | STARR INTERNATIONAL COMPANY, INC.      | 13                          | 6           | 46.2%        | 4        | 0.73    |       |
| 2479         | STATE FARM MUTUAL AUTOMOBILE INS CO    | 7                           | 2           | 28.6%        | 2        |         |       |
| SNM01        | STATE OF NEW MEXICO RISK MGMT DIVISION | 37                          | 28          | 75.7%        | 12       | 2.16    | ***** |
| 58505        | THE HANOVER INSURANCE GROUP, INC.      | 1                           | 1           | 100.0%       | 0        |         |       |
| KRO01        | THE KROGER CO.                         | 3                           | 0           | 0.0%         | 1        |         |       |
| 58633        | TOKIO MARINE HOLDINGS, INC.            | 13                          | 4           | 30.8%        | 4        | -0.02   |       |
| 58470        | TRAVELERS COMPANIES, INC.              | 38                          | 19          | 50.0%        | 12       | 0.91    |       |
| 58496        | W. R. BERKLEY CORPORATION              | 6                           | 3           | 50.0%        | 2        |         |       |
| 3482         | WCF MUTUAL INSURANCE COMPANY           | 4                           | 2           | 50.0%        | 1        |         |       |
| 50457        | ZURICH INSURANCE GROUP LTD             | 30                          | 13          | 43.3%        | 9        | 0.59    |       |
| <b>Total</b> |  | <b>734</b>                  | <b>229</b>  | <b>31.2%</b> |          |         |       |

**4<sup>th</sup> QUARTER CY 2024**  
New Mexico Workers' Compensation Administration

**LATE PAYMENT OF INITIAL BENEFITS TREND – 12 QTRS**



| Q4 CY 2024 Claim Summary |            |              |
|--------------------------|------------|--------------|
| Carrier Name             | No.        | % Late       |
| AIG                      | 40         | 25           |
| APS                      | 21         | 24           |
| AXA                      | 7          | 57           |
| BUILDERSTRUST            | 17         | 0            |
| CHUBBLIMITED             | 32         | 34           |
| CITYABQ                  | 14         | 29           |
| EVERGREEN                | 11         | 73           |
| FISIF                    | 15         | 13           |
| HARTFORD                 | 19         | 11           |
| LIBERTYMUTUAL            | 31         | 23           |
| NMCOUNTY                 | 15         | 60           |
| NMMUTUAL                 | 113        | 0            |
| NMPSIA                   | 39         | 56           |
| NMSIFUND                 | 20         | 55           |
| OLDREPUBLIC              | 7          | 57           |
| STARR                    | 13         | 31           |
| STATENM                  | 34         | 56           |
| TOKIOMARINE              | 13         | 38           |
| TRAVELERS                | 38         | 29           |
| ZURICH                   | 28         | 39           |
| <b>Industry Average</b>  | <b>692</b> | <b>29.9%</b> |



LATE PAYMENT OF INITIAL BENEFITS ITEMIZED – Q4 (CONT.)

| Carrier ID   | Carrier Name                             | Number of ttd-ptd claims | Number Late | Late Ratio   | Expected | Z-Score | Z > 2 |
|--------------|--|--------------------------|-------------|--------------|----------|---------|-------|
| ABF01        | ABF FREIGHT SYSTEM INC                   | 2                        | 1           | 50.0%        | 1        |         |       |
| H2001        | ABQ/BERNCO WATER UTILITY AUTHORITY       | 1                        | 1           | 100.0%       | 0        |         |       |
| 468          | ACUITY A MUTUAL INS COMPANY              | 4                        | 0           | 0.0%         | 1        |         |       |
| 55353        | ALASKA NATIONAL CORPORATION              | 3                        | 0           | 0.0%         | 1        |         |       |
| APS01        | ALBUQUERQUE PUBLIC SCHOOLS               | 21                       | 5           | 23.8%        | 6        | -0.29   |       |
| 85449        | ALLIANZ SE                               | 1                        | 1           | 100.0%       | 0        |         |       |
| 58317        | AMERICAN FINANCIAL GROUP, INC            | 1                        | 0           | 0.0%         | 0        |         |       |
| 58702        | AMERICAN INTERNATIONAL GROUP, INC        | 40                       | 10          | 25.0%        | 12       | -0.24   |       |
| 52536        | AMERISURE MUTUAL HOLDINGS INC            | 4                        | 4           | 100.0%       | 1        |         |       |
| 58459        | ARCH CAPITAL GROUP LTD.                  | 6                        | 3           | 50.0%        | 2        |         |       |
| ASF01        | ARCHDIOCESE OF SANTA FE                  | 1                        | 0           | 0.0%         | 0        |         |       |
| 58448        | ARGO GROUP INTERNATIONAL HOLDINGS, LTD   | 5                        | 1           | 20.0%        | 1        |         |       |
| ABC01        | ASSOC BUILDERS & CONTRACTORS             | 1                        | 0           | 0.0%         | 0        |         |       |
| 85085        | AXA S.A.                                 | 7                        | 4           | 57.1%        | 2        |         |       |
| 58334        | BERKSHIRE HATHAWAY INC                   | 6                        | 3           | 50.0%        | 2        |         |       |
| 46512        | BIC HOLDINGS LLC                         | 1                        | 1           | 100.0%       | 0        |         |       |
| 60081        | BLUE CROSS BLUE SHIELD OF MI MUTUAL INS  | 5                        | 2           | 40.0%        | 1        |         |       |
| BTR01        | BUILDERS TRUST                           | 17                       | 0           | 0.0%         | 5        | -1.44   |       |
| 85512        | CHANDLER INSURANCE COMPANY, LTD.         | 1                        | 1           | 100.0%       | 0        |         |       |
| 46331        | CHINA MINSHENG INVESTMENT GROUP CORP LTD | 1                        | 0           | 0.0%         | 0        |         |       |
| CHR01        | CHRISTUS ST VINCENT HOSPITAL             | 8                        | 2           | 25.0%        | 2        |         |       |
| 58303        | CHUBB LIMITED                            | 32                       | 11          | 34.4%        | 10       | 0.22    |       |
| 259          | CHURCH MUTUAL INSURANCE COMPANY          | 1                        | 0           | 0.0%         | 0        |         |       |
| ABQ01        | CITY OF ALBUQUERQUE                      | 14                       | 4           | 28.6%        | 4        | -0.06   |       |
| CAR01        | CITY OF CARLSBAD                         | 1                        | 0           | 0.0%         | 0        |         |       |
| FAR01        | CITY OF FARMINGTON                       | 2                        | 1           | 50.0%        | 1        |         |       |
| CLC01        | CITY OF LAS CRUCES                       | 2                        | 1           | 50.0%        | 1        |         |       |
| 44179        | COPPERPOINT MUTUAL INSURANCE HOLDING CO  | 5                        | 2           | 40.0%        | 1        |         |       |
| COS01        | COSTCO WHOLESALE                         | 2                        | 0           | 0.0%         | 1        |         |       |
| DAC01        | DONA ANA COUNTY                          | 1                        | 0           | 0.0%         | 0        |         |       |
| <b>Total</b> |  | <b>692</b>               | <b>207</b>  | <b>29.9%</b> |          |         |       |



LATE PAYMENT OF INITIAL BENEFITS ITEMIZED – Q4 (CONT.)

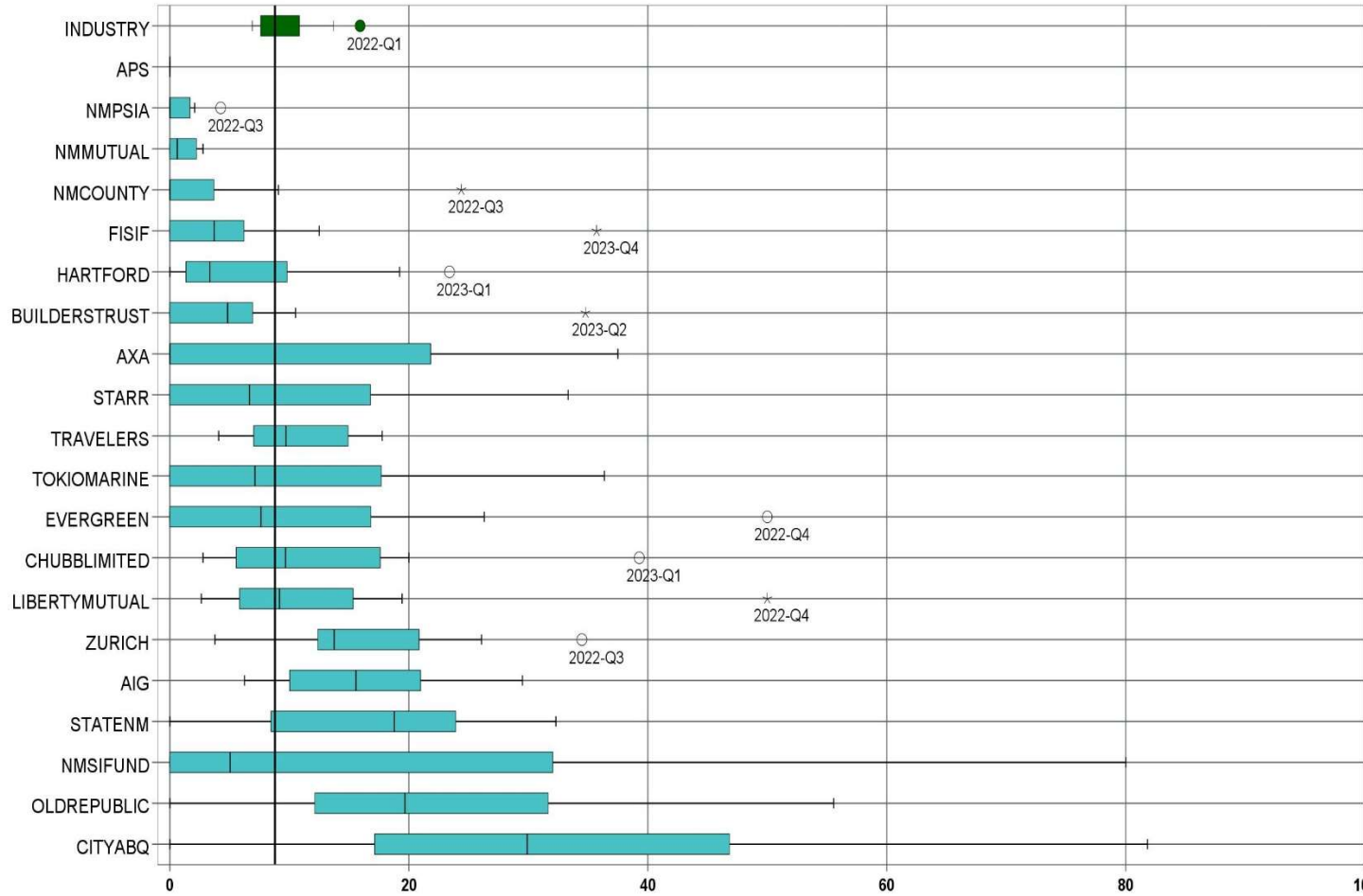
| Carrier ID   | Carrier Name                           | Number of ttd-ptd claims | Number Late | Late Ratio   | Expected | Z-Score | Z > 2 |
|--------------|--|--------------------------|-------------|--------------|----------|---------|-------|
| 318          | DONEGAL MUTUAL INSURANCE COMPANY       | 2                        | 2           | 100.0%       | 1        |         |       |
| 51243        | EMPLOYERS HOLDINGS, INC.               | 1                        | 0           | 0.0%         | 0        |         |       |
| 55579        | ENSTAR GROUP LIMITED                   | 3                        | 2           | 66.7%        | 1        |         |       |
| 58455        | EVEREST RE GROUP LTD                   | 5                        | 0           | 0.0%         | 1        |         |       |
| 44385        | EVERGREEN PARENT, L.P.                 | 11                       | 8           | 72.7%        | 3        | 2.07    | ***** |
| 58364        | FAIRFAX FINANCIAL HOLDINGS LIMITED     | 8                        | 2           | 25.0%        | 2        |         |       |
| 52562        | FARM BUREAU MUTUAL HOLDING COMPANY     | 3                        | 1           | 33.3%        | 1        |         |       |
| FEX01        | FEDERAL EXPRESS CORP POB 727           | 2                        | 0           | 0.0%         | 1        |         |       |
| 384          | FEDERATED MUTUAL INSURANCE COMPANY     | 4                        | 0           | 0.0%         | 1        |         |       |
| FIS01        | FOOD INDUSTRY SELF INS FUND OF NM      | 15                       | 2           | 13.3%        | 4        | -0.80   |       |
| FMM01        | FREEMPORT-MCMORAN CORP                 | 1                        | 0           | 0.0%         | 0        |         |       |
| 54044        | GROUP ONE THOUSAND ONE, LLC            | 1                        | 1           | 100.0%       | 0        |         |       |
| 58707        | HARTFORD FINANCIAL SERVICES GROUP INC  | 19                       | 2           | 10.5%        | 6        | -0.94   |       |
| ITL01        | INTEL CORPORATION                      | 2                        | 0           | 0.0%         | 1        |         |       |
| 51114        | LIBERTY MUTUAL HOLDING COMPANY INC.    | 31                       | 7           | 22.6%        | 9        | -0.35   |       |
| 50177        | LOEWS CORPORATION                      | 2                        | 2           | 100.0%       | 1        |         |       |
| LAN01        | LOS ALAMOS LABS                        | 1                        | 0           | 0.0%         | 0        |         |       |
| 46747        | MAG MUTUAL HOLDING COMPANY             | 2                        | 1           | 50.0%        | 1        |         |       |
| 58405        | MARKEL CORPORATION                     | 3                        | 0           | 0.0%         | 1        |         |       |
| MCA01        | MECH CONTRACTORS ASSOC OF NM           | 1                        | 1           | 100.0%       | 0        |         |       |
| HCW01        | N M HEALTHCARE W C GROUP               | 5                        | 2           | 40.0%        | 1        |         |       |
| PSI01        | N M PUBLIC SCHOOLS                     | 39                       | 22          | 56.4%        | 12       | 1.28    |       |
| RUR01        | N M RURAL ELECTRIC COOP ASSOC          | 2                        | 1           | 50.0%        | 1        |         |       |
| SIF01        | N M SELF INSURERS FUND                 | 20                       | 11          | 55.0%        | 6        | 1.21    |       |
| 2358         | NATIONWIDE MUTUAL INSURANCE COMPANY    | 3                        | 1           | 33.3%        | 1        |         |       |
| CIA01        | NEW MEXICO ASSN. OF COUNTIES           | 15                       | 9           | 60.0%        | 4        | 1.45    |       |
| HWG01        | NEW MEXICO HOSPITAL WORK COMP GROUP    | 1                        | 0           | 0.0%         | 0        |         |       |
| 11527        | NEW MEXICO MUTUAL CASUALTY COMPANY     | 113                      | 0           | 0.0%         | 34       | -1.44   |       |
| 2381         | OHIO FARMERS INSURANCE COMPANY         | 2                        | 1           | 50.0%        | 1        |         |       |
| 58439        | OLD REPUBLIC INTERNATIONAL CORPORATION | 7                        | 4           | 57.1%        | 2        |         |       |
| <b>Total</b> |  | <b>692</b>               | <b>207</b>  | <b>29.9%</b> |          |         |       |

LATE PAYMENT OF INITIAL BENEFITS ITEMIZED – Q4 (CONT.)

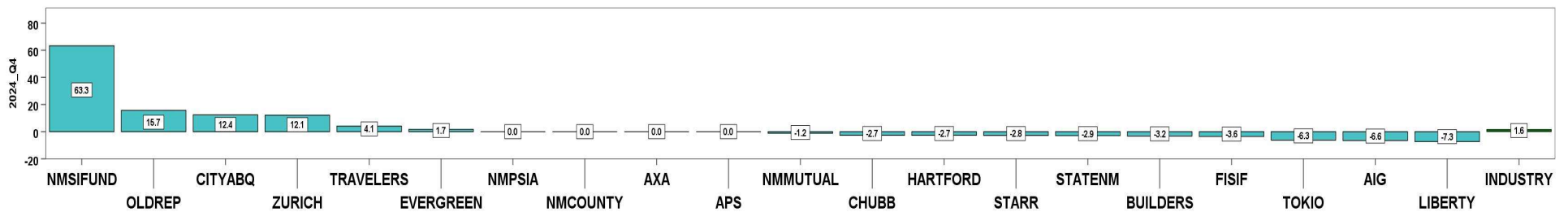
| Carrier ID   | Carrier Name                           | Number of<br>ttd-ptd claims | Number Late | Late Ratio   | Expected | Z-Score | Z > 2 |
|--------------|--|-----------------------------|-------------|--------------|----------|---------|-------|
| 45081        | PIE GROUP HOLDINGS, INC                | 1                           | 1           | 100.0%       | 0        |         |       |
| PWC01        | PINNACLE WEST CAPITAL CORP             | 1                           | 0           | 0.0%         | 0        |         |       |
| PRE01        | PRESBYTERIAN HEALTHCARE SERVICES       | 4                           | 1           | 25.0%        | 1        |         |       |
| 85434        | QBE INSURANCE GROUP LIMITED            | 7                           | 2           | 28.6%        | 2        |         |       |
| SJR01        | SAN JUAN REGIONAL MEDICAL CENTER       | 5                           | 1           | 20.0%        | 1        |         |       |
| SAN01        | SANDIA CORPORATION                     | 2                           | 1           | 50.0%        | 1        |         |       |
| 58466        | SELECTIVE INSURANCE GROUP INC          | 3                           | 2           | 66.7%        | 1        |         |       |
| 2466         | SENTRY INSURANCE A MUTUAL COMPANY      | 1                           | 1           | 100.0%       | 0        |         |       |
| 46834        | SERVICE INSURANCE HOLDINGS, INC        | 2                           | 1           | 50.0%        | 1        |         |       |
| 52641        | SOMPO HOLDINGS INC                     | 2                           | 1           | 50.0%        | 1        |         |       |
| 55404        | STARR INTERNATIONAL COMPANY, INC.      | 13                          | 4           | 30.8%        | 4        | 0.04    |       |
| 2479         | STATE FARM MUTUAL AUTOMOBILE INS CO    | 7                           | 3           | 42.9%        | 2        |         |       |
| SNM01        | STATE OF NEW MEXICO RISK MGMT DIVISION | 34                          | 19          | 55.9%        | 10       | 1.25    |       |
| KRO01        | THE KROGER CO.                         | 2                           | 0           | 0.0%         | 1        |         |       |
| 58633        | TOKIO MARINE HOLDINGS, INC.            | 13                          | 5           | 38.5%        | 4        | 0.41    |       |
| 58470        | TRAVELERS COMPANIES, INC.              | 38                          | 11          | 28.9%        | 11       | -0.05   |       |
| 58496        | W. R. BERKLEY CORPORATION              | 5                           | 3           | 60.0%        | 1        |         |       |
| 3482         | WCF MUTUAL INSURANCE COMPANY           | 4                           | 0           | 0.0%         | 1        |         |       |
| 50457        | ZURICH INSURANCE GROUP LTD             | 28                          | 11          | 39.3%        | 8        | 0.45    |       |
| <b>Total</b> |  | <b>692</b>                  | <b>207</b>  | <b>29.9%</b> |          |         |       |

4<sup>th</sup> QUARTER CY 2024  
New Mexico Workers' Compensation Administration

LATE FILING SROI TREND – 12 QTRS: Subsequent Report of Injury



| Q4 CY 2024 Claim Summary |            |             |
|--------------------------|------------|-------------|
| Carrier Name             | No.        | % Late      |
| AIG                      | 48         | 6           |
| APS                      | 22         | 0           |
| AXA                      | 8          | 0           |
| BUILDERSTRUST            | 24         | 4           |
| CHUBBLIMITED             | 36         | 3           |
| CITYABQ                  | 15         | 27          |
| EVERGREEN                | 19         | 5           |
| FISIF                    | 17         | 0           |
| HARTFORD                 | 19         | 0           |
| LIBERTYMUTUAL            | 45         | 7           |
| NMCOUNTY                 | 15         | 0           |
| NMMUTUAL                 | 120        | 1           |
| NMPSIA                   | 39         | 0           |
| NMSIFUND                 | 20         | 80          |
| OLDREPUBLIC              | 10         | 30          |
| STARR                    | 13         | 15          |
| STATENM                  | 38         | 0           |
| TOKIOMARINE              | 14         | 0           |
| TRAVELERS                | 40         | 10          |
| ZURICH                   | 39         | 26          |
| <b>Industry Average</b>  | <b>814</b> | <b>8.8%</b> |



LATE FILING SROI ITEMIZED – Q4: Subsequent Report of Injury (CONT.)

| Carrier ID   | Carrier Name                             | Number of ttd-ptd claims | Number Late | Late Ratio  | Expected | Z-Score | Z > 2 |
|--------------|--|--------------------------|-------------|-------------|----------|---------|-------|
| ABF01        | ABF FREIGHT SYSTEM INC                   | 2                        | 0           | 0.0%        | 0        |         |       |
| H2001        | ABQ/BERNCO WATER UTILITY AUTHORITY       | 1                        | 0           | 0.0%        | 0        |         |       |
| 468          | ACUITY A MUTUAL INS COMPANY              | 4                        | 1           | 25.0%       | 0        |         |       |
| 55353        | ALASKA NATIONAL CORPORATION              | 3                        | 0           | 0.0%        | 0        |         |       |
| APS01        | ALBUQUERQUE PUBLIC SCHOOLS               | 22                       | 0           | 0.0%        | 2        | -0.48   |       |
| 85449        | ALLIANZ SE                               | 1                        | 0           | 0.0%        | 0        |         |       |
| 58317        | AMERICAN FINANCIAL GROUP, INC            | 1                        | 0           | 0.0%        | 0        |         |       |
| 58702        | AMERICAN INTERNATIONAL GROUP, INC        | 48                       | 3           | 6.3%        | 4        | -0.14   |       |
| 52536        | AMERISURE MUTUAL HOLDINGS INC            | 4                        | 0           | 0.0%        | 0        |         |       |
| 58459        | ARCH CAPITAL GROUP LTD.                  | 7                        | 0           | 0.0%        | 1        |         |       |
| ASF01        | ARCHDIOCESE OF SANTA FE                  | 1                        | 0           | 0.0%        | 0        |         |       |
| 58448        | ARGO GROUP INTERNATIONAL HOLDINGS, LTD   | 6                        | 5           | 83.3%       | 1        |         |       |
| ABC01        | ASSOC BUILDERS & CONTRACTORS             | 1                        | 0           | 0.0%        | 0        |         |       |
| 85085        | AXA S.A.                                 | 8                        | 0           | 0.0%        | 1        |         |       |
| 58334        | BERKSHIRE HATHAWAY INC                   | 8                        | 2           | 25.0%       | 1        |         |       |
| 46512        | BIC HOLDINGS LLC                         | 2                        | 0           | 0.0%        | 0        |         |       |
| 60081        | BLUE CROSS BLUE SHIELD OF MI MUTUAL INS  | 5                        | 0           | 0.0%        | 0        |         |       |
| BTR01        | BUILDERS TRUST                           | 24                       | 1           | 4.2%        | 2        | -0.25   |       |
| 85512        | CHANDLER INSURANCE COMPANY, LTD.         | 1                        | 0           | 0.0%        | 0        |         |       |
| 46331        | CHINA MINSHENG INVESTMENT GROUP CORP LTD | 1                        | 0           | 0.0%        | 0        |         |       |
| CHR01        | CHRISTUS ST VINCENT HOSPITAL             | 9                        | 0           | 0.0%        | 1        |         |       |
| 58303        | CHUBB LIMITED                            | 36                       | 1           | 2.8%        | 3        | -0.33   |       |
| 259          | CHURCH MUTUAL INSURANCE COMPANY          | 1                        | 0           | 0.0%        | 0        |         |       |
| ABQ01        | CITY OF ALBUQUERQUE                      | 15                       | 4           | 26.7%       | 1        | 0.96    |       |
| CAR01        | CITY OF CARLSBAD                         | 1                        | 0           | 0.0%        | 0        |         |       |
| FAR01        | CITY OF FARMINGTON                       | 2                        | 0           | 0.0%        | 0        |         |       |
| CLC01        | CITY OF LAS CRUCES                       | 2                        | 0           | 0.0%        | 0        |         |       |
| 44179        | COPPERPOINT MUTUAL INSURANCE HOLDING CO  | 5                        | 0           | 0.0%        | 0        |         |       |
| COS01        | COSTCO WHOLESALE                         | 2                        | 1           | 50.0%       | 0        |         |       |
| DAC01        | DONA ANA COUNTY                          | 1                        | 0           | 0.0%        | 0        |         |       |
| 318          | DONEGAL MUTUAL INSURANCE COMPANY         | 4                        | 0           | 0.0%        | 0        |         |       |
| <b>Total</b> |  | <b>814</b>               | <b>72</b>   | <b>8.8%</b> |          |         |       |

**4<sup>th</sup> QUARTER CY 2024**  
 New Mexico Workers' Compensation Administration

**LATE FILING SROI ITEMIZED – Q4: Subsequent Report of Injury (CONT.)**

| Carrier ID   | Carrier Name                           | Number of ttd-ptd claims | Number Late | Late Ratio  | Expected | Z-Score | Z > 2 |
|--------------|--|--------------------------|-------------|-------------|----------|---------|-------|
| 51243        | EMPLOYERS HOLDINGS, INC.               | 3                        | 1           | 33.3%       | 0        |         |       |
| 55579        | ENSTAR GROUP LIMITED                   | 6                        | 0           | 0.0%        | 1        |         |       |
| 51656        | ERNEST RADY TRUST                      | 1                        | 0           | 0.0%        | 0        |         |       |
| 58455        | EVEREST RE GROUP LTD                   | 7                        | 0           | 0.0%        | 1        |         |       |
| 44385        | EVERGREEN PARENT, L.P.                 | 19                       | 1           | 5.3%        | 2        | -0.19   |       |
| 58364        | FAIRFAX FINANCIAL HOLDINGS LIMITED     | 10                       | 0           | 0.0%        | 1        | -0.48   |       |
| 52562        | FARM BUREAU MUTUAL HOLDING COMPANY     | 3                        | 0           | 0.0%        | 0        |         |       |
| FEX01        | FEDERAL EXPRESS CORP POB 727           | 5                        | 0           | 0.0%        | 0        |         |       |
| 384          | FEDERATED MUTUAL INSURANCE COMPANY     | 4                        | 3           | 75.0%       | 0        |         |       |
| FIS01        | FOOD INDUSTRY SELF INS FUND OF NM      | 17                       | 0           | 0.0%        | 2        | -0.48   |       |
| FMM01        | FREEMPORT-MCMORAN CORP                 | 1                        | 0           | 0.0%        | 0        |         |       |
| 54044        | GROUP ONE THOUSAND ONE, LLC            | 1                        | 0           | 0.0%        | 0        |         |       |
| 58707        | HARTFORD FINANCIAL SERVICES GROUP INC  | 19                       | 0           | 0.0%        | 2        | -0.48   |       |
| ITL01        | INTEL CORPORATION                      | 2                        | 0           | 0.0%        | 0        |         |       |
| 51114        | LIBERTY MUTUAL HOLDING COMPANY INC.    | 45                       | 3           | 6.7%        | 4        | -0.12   |       |
| 50177        | LOEWS CORPORATION                      | 4                        | 1           | 25.0%       | 0        |         |       |
| LAN01        | LOS ALAMOS LABS                        | 1                        | 0           | 0.0%        | 0        |         |       |
| 46747        | MAG MUTUAL HOLDING COMPANY             | 3                        | 0           | 0.0%        | 0        |         |       |
| 58405        | MARKEL CORPORATION                     | 3                        | 0           | 0.0%        | 0        |         |       |
| MCA01        | MECH CONTRACTORS ASSOC OF NM           | 2                        | 0           | 0.0%        | 0        |         |       |
| HCW01        | N M HEALTHCARE W C GROUP               | 6                        | 0           | 0.0%        | 1        |         |       |
| PSI01        | N M PUBLIC SCHOOLS                     | 39                       | 0           | 0.0%        | 3        | -0.48   |       |
| RUR01        | N M RURAL ELECTRIC COOP ASSOC          | 2                        | 0           | 0.0%        | 0        |         |       |
| SIF01        | N M SELF INSURERS FUND                 | 20                       | 16          | 80.0%       | 2        | 3.84    | ***** |
| 2358         | NATIONWIDE MUTUAL INSURANCE COMPANY    | 3                        | 1           | 33.3%       | 0        |         |       |
| CIA01        | NEW MEXICO ASSN. OF COUNTIES           | 15                       | 0           | 0.0%        | 1        | -0.48   |       |
| HWG01        | NEW MEXICO HOSPITAL WORK COMP GROUP    | 2                        | 0           | 0.0%        | 0        |         |       |
| 11527        | NEW MEXICO MUTUAL CASUALTY COMPANY     | 120                      | 1           | 0.8%        | 11       | -0.43   |       |
| 2381         | OHIO FARMERS INSURANCE COMPANY         | 3                        | 0           | 0.0%        | 0        |         |       |
| 58439        | OLD REPUBLIC INTERNATIONAL CORPORATION | 10                       | 3           | 30.0%       | 1        | 1.14    |       |
| 45081        | PIE GROUP HOLDINGS, INC                | 1                        | 1           | 100.0%      | 0        |         |       |
| <b>Total</b> |  | <b>814</b>               | <b>72</b>   | <b>8.8%</b> |          |         |       |

LATE FILING SROI ITEMIZED – Q4: Subsequent Report of Injury (CONT.)

| Carrier ID | Carrier Name                           | Number of ttd-ptd claims | Number Late | Late Ratio | Expected | Z-Score | Z > 2 |
|------------|--|--------------------------|-------------|------------|----------|---------|-------|
| PWC01      | PINNACLE WEST CAPITAL CORP             | 1                        | 0           | 0.0%       | 0        |         |       |
| PRE01      | PRESBYTERIAN HEALTHCARE SERVICES       | 11                       | 1           | 9.1%       | 1        | 0.01    |       |
| 58332      | PROTECTIVE INSURANCE CORPORATION       | 3                        | 0           | 0.0%       | 0        |         |       |
| 85434      | QBE INSURANCE GROUP LIMITED            | 8                        | 0           | 0.0%       | 1        |         |       |
| SJR01      | SAN JUAN REGIONAL MEDICAL CENTER       | 5                        | 0           | 0.0%       | 0        |         |       |
| SAN01      | SANDIA CORPORATION                     | 2                        | 0           | 0.0%       | 0        |         |       |
| 58466      | SELECTIVE INSURANCE GROUP INC          | 3                        | 0           | 0.0%       | 0        |         |       |
| 2466       | SENTRY INSURANCE A MUTUAL COMPANY      | 1                        | 0           | 0.0%       | 0        |         |       |
| 46834      | SERVICE INSURANCE HOLDINGS, INC        | 2                        | 0           | 0.0%       | 0        |         |       |
| 52641      | SOMPO HOLDINGS INC                     | 2                        | 0           | 0.0%       | 0        |         |       |
| 55404      | STARR INTERNATIONAL COMPANY, INC.      | 13                       | 2           | 15.4%      | 1        | 0.35    |       |
| 2479       | STATE FARM MUTUAL AUTOMOBILE INS CO    | 9                        | 2           | 22.2%      | 1        |         |       |
| SNM01      | STATE OF NEW MEXICO RISK MGMT DIVISION | 38                       | 0           | 0.0%       | 3        | -0.48   |       |
| 33806      | SUNZ HOLDINGS LLC                      | 2                        | 0           | 0.0%       | 0        |         |       |
| 58505      | THE HANOVER INSURANCE GROUP, INC.      | 1                        | 0           | 0.0%       | 0        |         |       |
| KRO01      | THE KROGER CO.                         | 3                        | 0           | 0.0%       | 0        |         |       |
| 58633      | TOKIO MARINE HOLDINGS, INC.            | 14                       | 0           | 0.0%       | 1        | -0.48   |       |
| 58470      | TRAVELERS COMPANIES, INC.              | 40                       | 4           | 10.0%      | 4        | 0.06    |       |
| 58496      | W. R. BERKLEY CORPORATION              | 8                        | 2           | 25.0%      | 1        |         |       |
| 3482       | WCF MUTUAL INSURANCE COMPANY           | 4                        | 2           | 50.0%      | 0        |         |       |
| 50457      | ZURICH INSURANCE GROUP LTD             | 39                       | 10          | 25.6%      | 3        | 0.91    |       |

|              |  |            |           |             |  |  |  |
|--------------|--|------------|-----------|-------------|--|--|--|
| <b>Total</b> |  | <b>814</b> | <b>72</b> | <b>8.8%</b> |  |  |  |
|--------------|--|------------|-----------|-------------|--|--|--|

**4<sup>th</sup> QUARTER CY 2024**  
 New Mexico Workers' Compensation Administration

**12 QUARTER LEGAL ACTIVITY REPORT**

| Carrier ID              | Carrier Name                             | Total         | No Legal Activity | Legal Activity | % Legal Activity |
|-------------------------|--|---------------|-------------------|----------------|------------------|
| ABF01                   | ABF FREIGHT SYSTEM INC                   | 20            | 16                | 4              | 20.0%            |
| H2001                   | ABQ/BERNCO WATER UTILITY AUTHORITY       | 9             | 6                 | 3              | 33.3%            |
| 468                     | ACUITY A MUTUAL INS COMPANY              | 31            | 26                | 5              | 16.1%            |
| 55353                   | ALASKA NATIONAL CORPORATION              | 11            | 11                | 0              | 0.0%             |
| APS01                   | ALBUQUERQUE PUBLIC SCHOOLS               | 217           | 198               | 19             | 8.8%             |
| 85449                   | ALLIANZ SE                               | 2             | 2                 | 0              | 0.0%             |
| ALL01                   | ALLSUP ENTERPRISES INC                   | 1             | 0                 | 1              | 100.0%           |
| 58317                   | AMERICAN FINANCIAL GROUP, INC            | 15            | 9                 | 6              | 40.0%            |
| 58702                   | AMERICAN INTERNATIONAL GROUP, INC        | 658           | 500               | 158            | 24.0%            |
| 6087                    | AMERICAN NATIONAL INSURANCE COMPANY      | 5             | 3                 | 2              | 40.0%            |
| 52536                   | AMERISURE MUTUAL HOLDINGS INC            | 34            | 30                | 4              | 11.8%            |
| 58459                   | ARCH CAPITAL GROUP LTD.                  | 141           | 113               | 28             | 19.9%            |
| ASF01                   | ARCHDIOCESE OF SANTA FE                  | 6             | 4                 | 2              | 33.3%            |
| 58448                   | ARGO GROUP INTERNATIONAL HOLDINGS, LTD   | 71            | 54                | 17             | 23.9%            |
| ABC01                   | ASSOC BUILDERS & CONTRACTORS             | 18            | 16                | 2              | 11.1%            |
| 51156                   | ASSURANT INC                             | 1             | 1                 | 0              | 0.0%             |
| 85085                   | AXA S.A.                                 | 147           | 123               | 24             | 16.3%            |
| BAS01                   | BASHA'S INC                              | 3             | 3                 | 0              | 0.0%             |
| 58334                   | BERKSHIRE HATHAWAY INC                   | 129           | 97                | 32             | 24.8%            |
| 46512                   | BIC HOLDINGS LLC                         | 18            | 16                | 2              | 11.1%            |
| 60081                   | BLUE CROSS BLUE SHIELD OF MI MUTUAL INS  | 67            | 53                | 14             | 20.9%            |
| BTR01                   | BUILDERS TRUST                           | 377           | 314               | 63             | 16.7%            |
| 2081                    | CENTRAL MUTUAL INSURANCE COMPANY         | 2             | 2                 | 0              | 0.0%             |
| 85512                   | CHANDLER INSURANCE COMPANY, LTD.         | 32            | 22                | 10             | 31.3%            |
| CHE01                   | CHEVRON USA                              | 2             | 2                 | 0              | 0.0%             |
| 46331                   | CHINA MINSHENG INVESTMENT GROUP CORP LTD | 9             | 7                 | 2              | 22.2%            |
| CHR01                   | CHRISTUS ST VINCENT HOSPITAL             | 62            | 58                | 4              | 6.5%             |
| 58303                   | CHUBB LIMITED                            | 738           | 577               | 161            | 21.8%            |
| 259                     | CHURCH MUTUAL INSURANCE COMPANY          | 20            | 16                | 4              | 20.0%            |
| 12205                   | CIMARRON INSURANCE COMPANY               | 14            | 7                 | 7              | 50.0%            |
| 58704                   | CINCINNATI FINANCIAL CORPORATION         | 14            | 10                | 4              | 28.6%            |
| <b>12 Quarter Total</b> |  | <b>11,529</b> | <b>9,485</b>      | <b>2,044</b>   | <b>17.7%</b>     |

**4<sup>th</sup> QUARTER CY 2024**  
 New Mexico Workers' Compensation Administration

**12 QUARTER LEGAL ACTIVITY REPORT (CONT.)**

| Carrier ID              | Carrier Name                            | Total         | No Legal Activity | Legal Activity | % Legal Activity |
|-------------------------|---|---------------|-------------------|----------------|------------------|
| ABQ01                   | CITY OF ALBUQUERQUE                     | 179           | 145               | 34             | 19.0%            |
| CAR01                   | CITY OF CARLSBAD                        | 24            | 21                | 3              | 12.5%            |
| FAR01                   | CITY OF FARMINGTON                      | 41            | 32                | 9              | 22.0%            |
| CLC01                   | CITY OF LAS CRUCES                      | 35            | 27                | 8              | 22.9%            |
| CSF01                   | CITY OF SANTA FE                        | 25            | 21                | 4              | 16.0%            |
| 3633                    | COLUMBIA MUTUAL INSURANCE COMPANY       | 2             | 2                 | 0              | 0.0%             |
| 44179                   | COPPERPOINT MUTUAL INSURANCE HOLDING CO | 54            | 40                | 14             | 25.9%            |
| COS01                   | COSTCO WHOLESALE                        | 29            | 23                | 6              | 20.7%            |
| 11130                   | DAKOTA TRUCK UNDERWRITERS               | 4             | 4                 | 0              | 0.0%             |
| DOL01                   | DOLLAR GENERAL (DOLGEN CORP)            | 14            | 11                | 3              | 21.4%            |
| DAC01                   | DONA ANA COUNTY                         | 3             | 3                 | 0              | 0.0%             |
| 318                     | DONEGAL MUTUAL INSURANCE COMPANY        | 32            | 19                | 13             | 40.6%            |
| 51243                   | EMPLOYERS HOLDINGS, INC.                | 51            | 43                | 8              | 15.7%            |
| 55579                   | ENSTAR GROUP LIMITED                    | 60            | 46                | 14             | 23.3%            |
| 51656                   | ERNEST RADY TRUST                       | 9             | 7                 | 2              | 22.2%            |
| 58455                   | EVEREST RE GROUP LTD                    | 67            | 53                | 14             | 20.9%            |
| 44385                   | EVERGREEN PARENT, L.P.                  | 203           | 177               | 26             | 12.8%            |
| 50710                   | EXXON MOBIL CORPORATION                 | 4             | 4                 | 0              | 0.0%             |
| 58364                   | FAIRFAX FINANCIAL HOLDINGS LIMITED      | 80            | 61                | 19             | 23.8%            |
| 52562                   | FARM BUREAU MUTUAL HOLDING COMPANY      | 9             | 9                 | 0              | 0.0%             |
| FEX01                   | FEDERAL EXPRESS CORP POB 727            | 49            | 44                | 5              | 10.2%            |
| FED01                   | FEDERAL EXPRESS GROUND                  | 19            | 16                | 3              | 15.8%            |
| 384                     | FEDERATED MUTUAL INSURANCE COMPANY      | 43            | 37                | 6              | 14.0%            |
| FIS01                   | FOOD INDUSTRY SELF INS FUND OF NM       | 258           | 229               | 29             | 11.2%            |
| FMM01                   | FREEPORT-MCMORAN CORP                   | 27            | 25                | 2              | 7.4%             |
| 50408                   | GENERAL ELECTRIC COMPANY                | 2             | 2                 | 0              | 0.0%             |
| 46846                   | GOOSE CREEK CAPITAL INC                 | 1             | 1                 | 0              | 0.0%             |
| 51888                   | GRAY & COMPANY, INC.                    | 1             | 1                 | 0              | 0.0%             |
| GRO01                   | GROENDYKE TRANSPORT                     | 1             | 1                 | 0              | 0.0%             |
| 54044                   | GROUP ONE THOUSAND ONE, LLC             | 17            | 15                | 2              | 11.8%            |
| 44975                   | GUIDEONE MUTUAL HOLDING COMPANY         | 2             | 1                 | 1              | 50.0%            |
| <b>12 Quarter Total</b> |   | <b>11,529</b> | <b>9,485</b>      | <b>2,044</b>   | <b>17.7%</b>     |



12 QUARTER LEGAL ACTIVITY REPORT (CONT.)

| Carrier ID              | Carrier Name                             | Total         | No Legal Activity | Legal Activity | % Legal Activity |
|-------------------------|--|---------------|-------------------|----------------|------------------|
| 58707                   | HARTFORD FINANCIAL SERVICES GROUP INC    | 393           | 315               | 78             | 19.8%            |
| 85259                   | HDI V.A.G.                               | 1             | 0                 | 1              | 100.0%           |
| HEA01                   | HEALTHSOUTH REHAB CORP                   | 1             | 1                 | 0              | 0.0%             |
| 51160                   | INTACT FINANCIAL CORPORATION             | 4             | 4                 | 0              | 0.0%             |
| ITL01                   | INTEL CORPORATION                        | 28            | 26                | 2              | 7.1%             |
| 51391                   | JAMESTOWN HOLDINGS CORP.                 | 4             | 3                 | 1              | 25.0%            |
| KIE01                   | KIEWIT CONSTRUCTION GROUP INC            | 1             | 1                 | 0              | 0.0%             |
| 51114                   | LIBERTY MUTUAL HOLDING COMPANY INC.      | 501           | 426               | 75             | 15.0%            |
| 50177                   | LOEWS CORPORATION                        | 132           | 103               | 29             | 22.0%            |
| LAN01                   | LOS ALAMOS LABS                          | 77            | 63                | 14             | 18.2%            |
| MAC01                   | MACYS INC                                | 2             | 2                 | 0              | 0.0%             |
| 46747                   | MAG MUTUAL HOLDING COMPANY               | 3             | 2                 | 1              | 33.3%            |
| 11387                   | MAINE EMPLOYERS MUTUAL INSURANCE COMPANY | 4             | 4                 | 0              | 0.0%             |
| 58405                   | MARKEL CORPORATION                       | 71            | 62                | 9              | 12.7%            |
| MCA01                   | MECH CONTRACTORS ASSOC OF NM             | 12            | 11                | 1              | 8.3%             |
| 02327                   | MIDWEST FAMILY MUTUAL INSURANCE CO       | 1             | 1                 | 0              | 0.0%             |
| HCW01                   | N M HEALTHCARE W C GROUP                 | 20            | 20                | 0              | 0.0%             |
| PSI01                   | N M PUBLIC SCHOOLS                       | 562           | 509               | 53             | 9.4%             |
| RUR01                   | N M RURAL ELECTRIC COOP ASSOC            | 26            | 24                | 2              | 7.7%             |
| SIF01                   | N M SELF INSURERS FUND                   | 196           | 174               | 22             | 11.2%            |
| 2358                    | NATIONWIDE MUTUAL INSURANCE COMPANY      | 30            | 23                | 7              | 23.3%            |
| CIA01                   | NEW MEXICO ASSN. OF COUNTIES             | 322           | 287               | 35             | 10.9%            |
| HWG01                   | NEW MEXICO HOSPITAL WORK COMP GROUP      | 53            | 49                | 4              | 7.5%             |
| 11527                   | NEW MEXICO MUTUAL CASUALTY COMPANY       | 1,782         | 1,406             | 376            | 21.1%            |
| AGC01                   | NM BUILDING BRANCH AGC                   | 7             | 6                 | 1              | 14.3%            |
| 2381                    | OHIO FARMERS INSURANCE COMPANY           | 22            | 20                | 2              | 9.1%             |
| 58439                   | OLD REPUBLIC INTERNATIONAL CORPORATION   | 241           | 198               | 43             | 17.8%            |
| 320                     | PHARMACISTS MUTUAL INSURANCE COMPANY     | 1             | 1                 | 0              | 0.0%             |
| 45081                   | PIE GROUP HOLDINGS, INC                  | 1             | 1                 | 0              | 0.0%             |
| PWC01                   | PINNACLE WEST CAPITAL CORP               | 11            | 11                | 0              | 0.0%             |
| PRE01                   | PRESBYTERIAN HEALTHCARE SERVICES         | 109           | 106               | 3              | 2.8%             |
| <b>12 Quarter Total</b> |  | <b>11,529</b> | <b>9,485</b>      | <b>2,044</b>   | <b>17.7%</b>     |

12 QUARTER LEGAL ACTIVITY REPORT (CONT.)

| Carrier ID              | Carrier Name                           | Total         | No Legal Activity | Legal Activity | % Legal Activity |
|-------------------------|--|---------------|-------------------|----------------|------------------|
| 59716                   | PROSIGHT GLOBAL HOLDINGS LTD           | 2             | 2                 | 0              | 0.0%             |
| 58332                   | PROTECTIVE INSURANCE CORPORATION       | 37            | 24                | 13             | 35.1%            |
| 85434                   | QBE INSURANCE GROUP LIMITED            | 51            | 39                | 12             | 23.5%            |
| RYD01                   | RYDER SYSTEMS INC                      | 3             | 2                 | 1              | 33.3%            |
| SJR01                   | SAN JUAN REGIONAL MEDICAL CENTER       | 45            | 43                | 2              | 4.4%             |
| SAN01                   | SANDIA CORPORATION                     | 35            | 34                | 1              | 2.9%             |
| 58466                   | SELECTIVE INSURANCE GROUP INC          | 17            | 15                | 2              | 11.8%            |
| 2466                    | SENTRY INSURANCE A MUTUAL COMPANY      | 72            | 64                | 8              | 11.1%            |
| 46834                   | SERVICE INSURANCE HOLDINGS, INC        | 34            | 31                | 3              | 8.8%             |
| 01929                   | SFM MUTUAL INSURANCE COMPANY           | 1             | 1                 | 0              | 0.0%             |
| 52641                   | SOMPO HOLDINGS INC                     | 14            | 14                | 0              | 0.0%             |
| 55404                   | STARR INTERNATIONAL COMPANY, INC.      | 183           | 156               | 27             | 14.8%            |
| 2479                    | STATE FARM MUTUAL AUTOMOBILE INS CO    | 36            | 26                | 10             | 27.8%            |
| SNM01                   | STATE OF NEW MEXICO RISK MGMT DIVISION | 547           | 453               | 94             | 17.2%            |
| 33806                   | SUNZ HOLDINGS LLC                      | 5             | 5                 | 0              | 0.0%             |
| TAR01                   | TARGET STORES/DAYTON HUDSON            | 15            | 12                | 3              | 20.0%            |
| 58505                   | THE HANOVER INSURANCE GROUP, INC.      | 20            | 12                | 8              | 40.0%            |
| KRO01                   | THE KROGER CO.                         | 45            | 41                | 4              | 8.9%             |
| 58633                   | TOKIO MARINE HOLDINGS, INC.            | 219           | 190               | 29             | 13.2%            |
| 58470                   | TRAVELERS COMPANIES, INC.              | 548           | 462               | 86             | 15.7%            |
| 44768                   | TREAN INSURANCE GROUP, INC             | 3             | 3                 | 0              | 0.0%             |
| 58496                   | W. R. BERKLEY CORPORATION              | 142           | 97                | 45             | 31.7%            |
| 3482                    | WCF MUTUAL INSURANCE COMPANY           | 19            | 14                | 5              | 26.3%            |
| 46966                   | WESTAIM HIIG LP                        | 12            | 8                 | 4              | 33.3%            |
| WES01                   | WESTERN REFINING                       | 1             | 0                 | 1              | 100.0%           |
| 50457                   | ZURICH INSURANCE GROUP LTD             | 586           | 462               | 124            | 21.2%            |
| <b>12 Quarter Total</b> |  | <b>11,529</b> | <b>9,485</b>      | <b>2,044</b>   | <b>17.7%</b>     |