



STATE OF NEW MEXICO  
**Workers' Compensation  
 Administration**

**2<sup>nd</sup> QUARTER CY 2022  
 INSURER SCORECARD**

**CONTENTS**

SCORECARD PROCESS AND NOTES .....1

LATE FILING FROI TREND – 12 QTRS: First Report of Injury or Illness .....2

LATE FILING FROI ITEMIZED: First Report of Injury or Illness – Q2 (CONT.) .....3

LATE FILING FROI ITEMIZED: First Report of Injury or Illness – Q2 (CONT.) .....4

LATE FILING FROI ITEMIZED: First Report of Injury or Illness – Q2 (CONT.) .....5

LATE PAYMENT OF INITIAL BENEFITS TREND – 12 QTRS .....6

LATE PAYMENT OF INITIAL BENEFITS ITEMIZED – Q2 (CONT.) .....7

LATE PAYMENT OF INITIAL BENEFITS ITEMIZED – Q2 (CONT.) .....8

LATE PAYMENT OF INITIAL BENEFITS ITEMIZED – Q2 (CONT.) .....9

LATE FILING SROI TREND – 12 QTRS: Subsequent Report of Injury.....10

LATE FILING SROI ITEMIZED – Q2: Subsequent Report of Injury (CONT.) .....11

LATE FILING SROI ITEMIZED – Q2: Subsequent Report of Injury (CONT.) .....12

LATE FILING SROI ITEMIZED – Q2: Subsequent Report of Injury (CONT.) .....13

12 QUARTER LEGAL ACTIVITY REPORT.....14

12 QUARTER LEGAL ACTIVITY REPORT (CONT.) .....15

12 QUARTER LEGAL ACTIVITY REPORT (CONT.) .....16

12 QUARTER LEGAL ACTIVITY REPORT (CONT.) .....17

**\*\*The New Mexico Workers' Compensation Administration relies on carriers to accurately report their data to the agency. Carrier submissions are subject to computer edits and review by WCA staff. However, the data used in this report remains unaltered by the WCA. As such, data reporting errors can occur and may result in skewed scorecard results.**

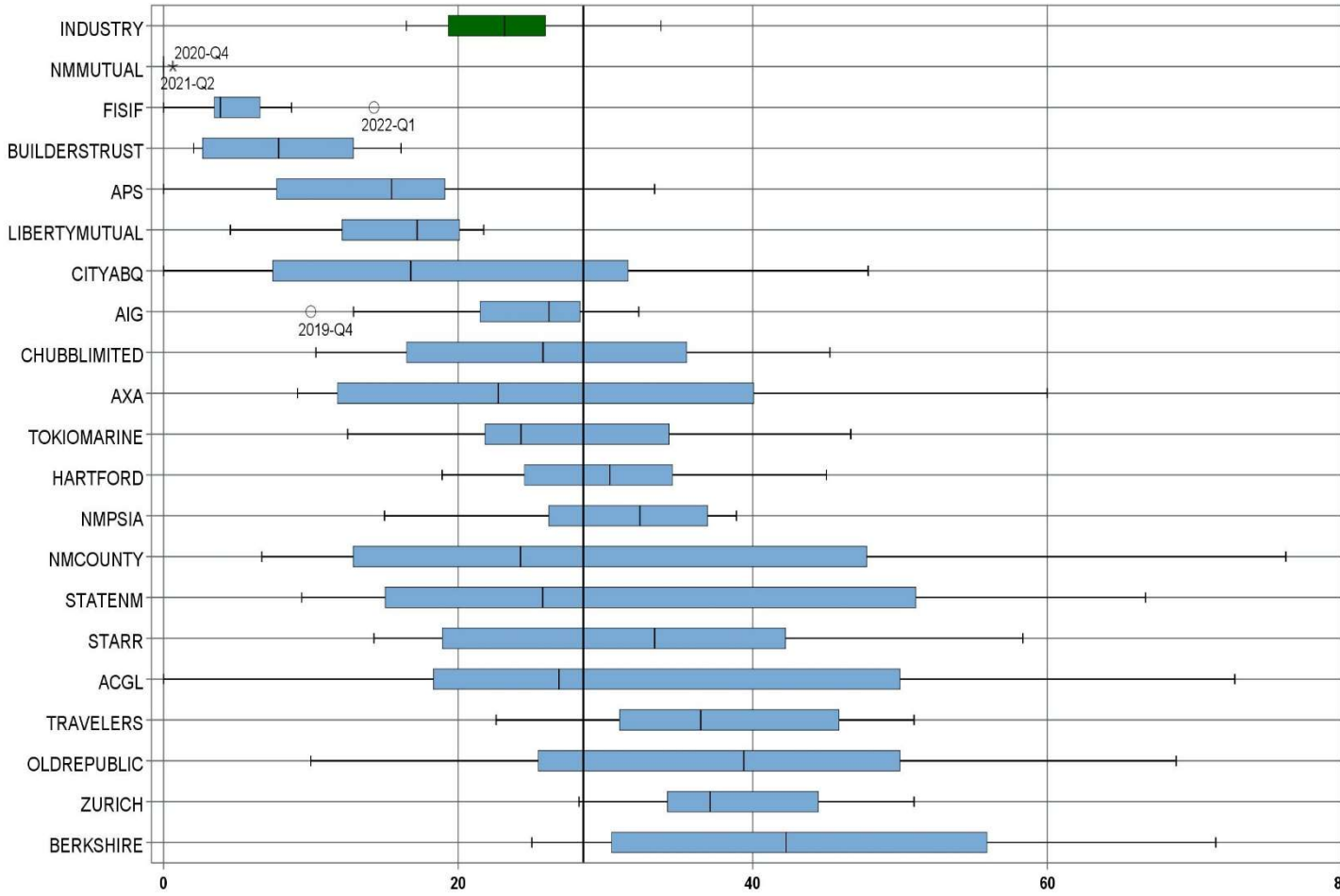
Produced by the Economic Research & Policy Bureau  
 Richard Adu-Asamoah, Bureau Chief  
 Ruili Yan, Economist  
 Matthieu Cartron, Statistician

## **SCORECARD PROCESS AND NOTES**

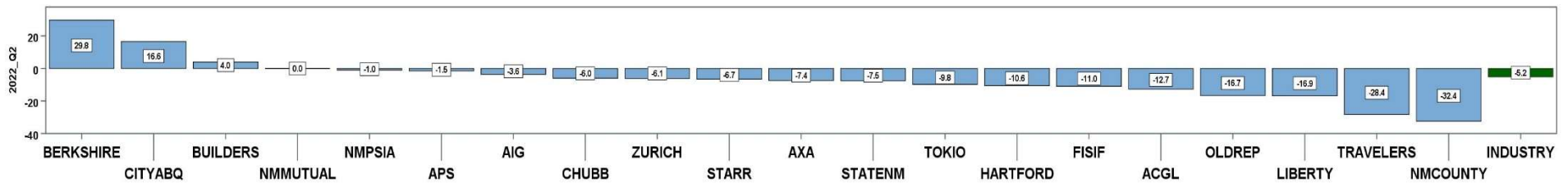
- ❖ Carriers are grouped by the uppermost parent company identified by AM Best Corporation, rather than by the NM WCA-assigned carrier number.
- ❖ The graphical information presented on the first page of each section is based on the 20 carriers and self-insured entities with the highest volume of indemnity SROI reports submitted for the preceding 12 quarters. The selection of carriers by volume of SROIs will automatically “phase-out” carriers that cease to conduct business in New Mexico, and “phase-in” those that increase volume or become active, as needed.
- ❖ Each quarter is presented as a stand-alone quarter that only includes data for that quarter. Additionally, a summary report for the year is prepared alongside Q4 to give carriers an overview of the year.
- ❖ The detailed listing of reporting results is listed alphabetically, rather than by Z-score.

**2<sup>nd</sup> QUARTER CY 2022**  
New Mexico Workers' Compensation Administration

**LATE FILING FROI TREND – 12 QTRS: First Report of Injury or Illness**



Q2 CY 2022 Claim Summary		
Carrier Name	No.	% Late
APS	12	17
AIG	47	28
ACGL	5	60
AXA	11	36
BERKSHIRE	7	71
BUILDERSTRUST	31	16
CHUBBLIMITED	51	39
CITYABQ	23	48
FISIF	30	3
HARTFORD	25	24
LIBERTYMUTUAL	22	5
NMPSIA	32	38
NMCOUNTY	16	44
STATENM	68	54
STARR	9	33
ACGL	18	33
TRAVELERS	31	23
STATENM	68	54
TOKIOMARINE	17	24
TRAVELERS	31	23
ZURICH	29	45
<b>Industry Average</b>	<b>799</b>	<b>28.5%</b>



**2<sup>nd</sup> QUARTER CY 2022**  
 New Mexico Workers' Compensation Administration

**LATE FILING FROI ITEMIZED: First Report of Injury or Illness – Q2 (CONT.)**

Carrier ID	Carrier Name	Number of ttd-ptd claims	Number Late	Late Ratio	Expected	Z-Score	Z > 2
ABF01	ABF FREIGHT SYSTEM INC	1	0	0.0%	0		
468	ACUITY A MUTUAL INS COMPANY	1	0	0.0%	0		
APS01	ALBUQUERQUE PUBLIC SCHOOLS	12	2	16.7%	3	-0.60	
58702	AMERICAN INTERNATIONAL GROUP, INC	47	13	27.7%	13	-0.04	
52536	AMERISURE MUTUAL HOLDINGS INC	3	1	33.3%	1		
58459	ARCH CAPITAL GROUP LTD.	5	3	60.0%	1		
58448	ARGO GROUP INTERNATIONAL HOLDINGS, LTD	12	8	66.7%	3	1.94	
ABC01	ASSOC BUILDERS & CONTRACTORS	2	1	50.0%	1		
85085	AXA S.A.	11	4	36.4%	3	0.40	
58334	BERKSHIRE HATHAWAY INC	7	5	71.4%	2		
60081	BLUE CROSS BLUE SHIELD OF MI MUTUAL INS	5	4	80.0%	1		
BTR01	BUILDERS TRUST	31	5	16.1%	9	-0.63	
85512	CHANDLER INSURANCE COMPANY, LTD.	1	1	100.0%	0		
46331	CHINA MINSHENG INVESTMENT GROUP CORP LTD	1	1	100.0%	0		
58303	CHUBB LIMITED	51	20	39.2%	15	0.54	
259	CHURCH MUTUAL INSURANCE COMPANY	1	0	0.0%	0		
58704	CINCINNATI FINANCIAL CORPORATION	2	0	0.0%	1		
ABQ01	CITY OF ALBUQUERQUE	23	11	47.8%	7	0.98	
CAR01	CITY OF CARLSBAD	1	0	0.0%	0		
FAR01	CITY OF FARMINGTON	2	1	50.0%	1		
CLC01	CITY OF LAS CRUCES	5	0	0.0%	1		
CSF01	CITY OF SANTA FE	2	0	0.0%	1		
44179	COPPERPOINT MUTUAL INSURANCE HOLDING CO	1	1	100.0%	0		
318	DONEGAL MUTUAL INSURANCE COMPANY	1	0	0.0%	0		
51243	EMPLOYERS HOLDINGS, INC.	6	3	50.0%	2		
55579	ENSTAR GROUP LIMITED	5	4	80.0%	1		
51656	ERNEST RADY TRUST	2	0	0.0%	1		
58455	EVEREST RE GROUP LTD	2	1	50.0%	1		
44385	EVERGREEN PARENT, L.P.	3	3	100.0%	1		
58364	FAIRFAX FINANCIAL HOLDINGS LIMITED	6	5	83.3%	2		
52562	FARM BUREAU MUTUAL HOLDING COMPANY	1	0	0.0%	0		
<b>Total</b>		<b>799</b>	<b>228</b>	<b>28.5%</b>			

**2<sup>nd</sup> QUARTER CY 2022**  
 New Mexico Workers' Compensation Administration

**LATE FILING FROI ITEMIZED: First Report of Injury or Illness – Q2 (CONT.)**

Carrier ID	Carrier Name	Number of ttd-ptd claims	Number Late	Late Ratio	Expected	Z-Score	Z > 2
FEX01	FEDERAL EXPRESS CORP POB 727	1	0	0.0%	0		
FED01	FEDERAL EXPRESS GROUND	2	0	0.0%	1		
384	FEDERATED MUTUAL INSURANCE COMPANY	4	0	0.0%	1		
FIS01	FOOD INDUSTRY SELF INS FUND OF NM	30	1	3.3%	9	-1.28	
FMM01	FREEPORT-MCMORAN CORP	4	1	25.0%	1		
58707	HARTFORD FINANCIAL SERVICES GROUP INC	25	6	24.0%	7	-0.23	
HEA01	HEALTHSOUTH REHAB CORP	1	1	100.0%	0		
ITL01	INTEL CORPORATION	2	0	0.0%	1		
51391	JAMESTOWN HOLDINGS CORP.	1	0	0.0%	0		
51114	LIBERTY MUTUAL HOLDING COMPANY INC.	22	1	4.5%	6	-1.22	
50177	LOEWS CORPORATION	11	7	63.6%	3	1.79	
LAN01	LOS ALAMOS LABS	1	0	0.0%	0		
11387	MAINE EMPLOYERS MUTUAL INSURANCE COMPANY	2	1	50.0%	1		
58405	MARKEL CORPORATION	3	1	33.3%	1		
MCA01	MECH CONTRACTORS ASSOC OF NM	1	0	0.0%	0		
PSI01	N M PUBLIC SCHOOLS	32	12	37.5%	9	0.46	
RUR01	N M RURAL ELECTRIC COOP ASSOC	2	1	50.0%	1		
SIF01	N M SELF INSURERS FUND	2	0	0.0%	1		
2358	NATIONWIDE MUTUAL INSURANCE COMPANY	2	1	50.0%	1		
CIA01	NEW MEXICO ASSN. OF COUNTIES	16	7	43.8%	5	0.78	
HWG01	NEW MEXICO HOSPITAL WORK COMP GROUP	4	0	0.0%	1		
11527	NEW MEXICO MUTUAL CASUALTY COMPANY	145	0	0.0%	41	-1.45	
AGC01	NM BUILDING BRANCH AGC	1	0	0.0%	0		
58439	OLD REPUBLIC INTERNATIONAL CORPORATION	18	6	33.3%	5	0.24	
PRE01	PRESBYTERIAN HEALTHCARE SERVICES	10	0	0.0%	3	-1.45	
58332	PROTECTIVE INSURANCE CORPORATION	2	2	100.0%	1		
85434	QBE INSURANCE GROUP LIMITED	3	1	33.3%	1		
SJR01	SAN JUAN REGIONAL MEDICAL CENTER	5	1	20.0%	1		
SAN01	SANDIA CORPORATION	2	0	0.0%	1		
58466	SELECTIVE INSURANCE GROUP INC	1	0	0.0%	0		
2466	SENTRY INSURANCE A MUTUAL COMPANY	2	0	0.0%	1		
<b>Total</b>		<b>799</b>	<b>228</b>	<b>28.5%</b>			

**2<sup>nd</sup> QUARTER CY 2022**  
 New Mexico Workers' Compensation Administration

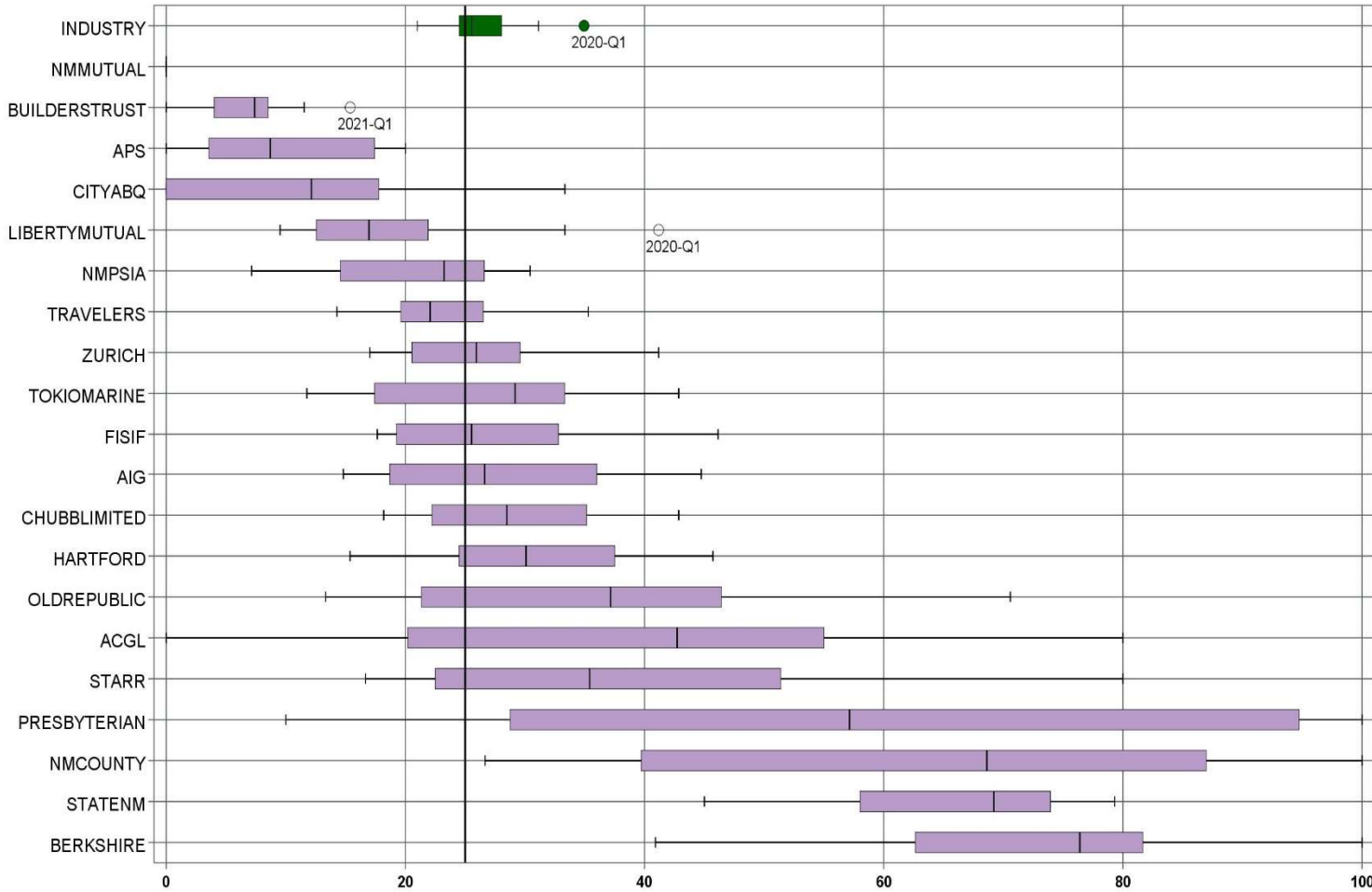
**LATE FILING FROI ITEMIZED: First Report of Injury or Illness – Q2 (CONT.)**

Carrier ID	Carrier Name	Number of ttd-ptd claims	Number Late	Late Ratio	Expected	Z-Score	Z > 2
46834	SERVICE INSURANCE HOLDINGS, INC	5	3	60.0%	1		
01929	SFM MUTUAL INSURANCE COMPANY	1	1	100.0%	0		
52641	SOMPO HOLDINGS INC	1	1	100.0%	0		
55404	STARR INTERNATIONAL COMPANY, INC.	9	3	33.3%	3		
2479	STATE FARM MUTUAL AUTOMOBILE INS CO	2	1	50.0%	1		
SNM01	STATE OF NEW MEXICO RISK MGMT DIVISION	68	37	54.4%	19	1.32	
TAR01	TARGET STORES/DAYTON HUDSON	2	0	0.0%	1		
58505	THE HANOVER INSURANCE GROUP, INC.	3	1	33.3%	1		
58633	TOKIO MARINE HOLDINGS, INC.	17	4	23.5%	5	-0.26	
58470	TRAVELERS COMPANIES, INC.	31	7	22.6%	9	-0.30	
58496	W. R. BERKLEY CORPORATION	16	6	37.5%	5	0.46	
46966	WESTAIM HIIG LP	5	4	80.0%	1		
50457	ZURICH INSURANCE GROUP LTD	29	13	44.8%	8	0.83	

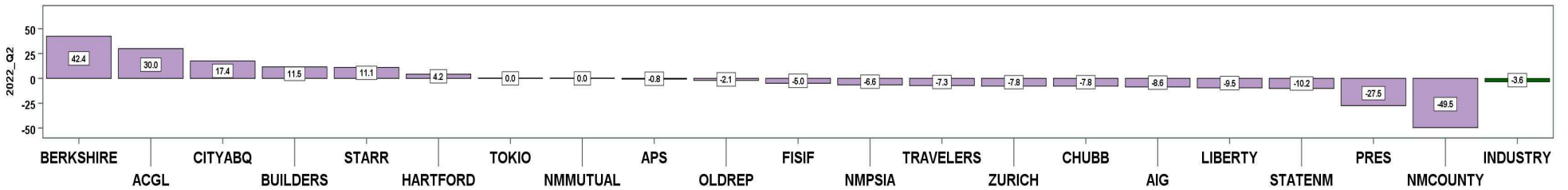
<b>Total</b>		<b>799</b>	<b>228</b>	<b>28.5%</b>			
--------------	--	------------	------------	--------------	--	--	--

**2<sup>nd</sup> QUARTER CY 2022**  
New Mexico Workers' Compensation Administration

**LATE PAYMENT OF INITIAL BENEFITS TREND – 12 QTRS**



Q2 CY 2022 Claim Summary		
Carrier Name	No.	% Late
APS	12	8
AIG	36	36
ACGL	5	80
BERKSHIRE	6	83
BUILDERSTRUST	26	12
CHUBBLIMITED	48	31
CITYABQ	23	17
FISIF	30	20
HARTFORD	24	29
LIBERTYMUTUAL	21	24
NMPSIA	32	16
NMCOUNTY	15	27
NMMUTUAL	142	0
OLDREPUBLIC	15	13
PRESBYTERIAN	10	10
STARR	9	44
STATENM	60	45
TOKIOMARINE	17	12
TRAVELERS	28	14
ZURICH	26	27
<b>Industry Average</b>	<b>735</b>	<b>25.0%</b>



LATE PAYMENT OF INITIAL BENEFITS ITEMIZED – Q2 (CONT.)

Carrier ID	Carrier Name	Number of ttd-ptd claims	Number Late	Late Ratio	Expected	Z-Score	Z > 2
ABF01	ABF FREIGHT SYSTEM INC	1	0	0.0%	0		
468	ACUITY A MUTUAL INS COMPANY	1	0	0.0%	0		
APS01	ALBUQUERQUE PUBLIC SCHOOLS	12	1	8.3%	3	-0.86	
58702	AMERICAN INTERNATIONAL GROUP, INC	36	13	36.1%	9	0.57	
52536	AMERISURE MUTUAL HOLDINGS INC	3	2	66.7%	1		
58459	ARCH CAPITAL GROUP LTD.	5	4	80.0%	1		
58448	ARGO GROUP INTERNATIONAL HOLDINGS, LTD	9	3	33.3%	2		
ABC01	ASSOC BUILDERS & CONTRACTORS	2	1	50.0%	1		
85085	AXA S.A.	10	4	40.0%	3	0.77	
58334	BERKSHIRE HATHAWAY INC	6	5	83.3%	2		
60081	BLUE CROSS BLUE SHIELD OF MI MUTUAL INS	5	4	80.0%	1		
BTR01	BUILDERS TRUST	26	3	11.5%	7	-0.70	
85512	CHANDLER INSURANCE COMPANY, LTD.	1	1	100.0%	0		
46331	CHINA MINSHENG INVESTMENT GROUP CORP LTD	1	0	0.0%	0		
58303	CHUBB LIMITED	48	15	31.3%	12	0.32	
259	CHURCH MUTUAL INSURANCE COMPANY	1	1	100.0%	0		
58704	CINCINNATI FINANCIAL CORPORATION	2	1	50.0%	1		
ABQ01	CITY OF ALBUQUERQUE	23	4	17.4%	6	-0.39	
CAR01	CITY OF CARLSBAD	1	0	0.0%	0		
FAR01	CITY OF FARMINGTON	2	1	50.0%	1		
CLC01	CITY OF LAS CRUCES	5	1	20.0%	1		
CSF01	CITY OF SANTA FE	2	0	0.0%	1		
44179	COPPERPOINT MUTUAL INSURANCE HOLDING CO	1	1	100.0%	0		
318	DONEGAL MUTUAL INSURANCE COMPANY	1	1	100.0%	0		
51243	EMPLOYERS HOLDINGS, INC.	3	0	0.0%	1		
55579	ENSTAR GROUP LIMITED	4	4	100.0%	1		
51656	ERNEST RADY TRUST	1	0	0.0%	0		
58455	EVEREST RE GROUP LTD	2	1	50.0%	1		
44385	EVERGREEN PARENT, L.P.	3	3	100.0%	1		
58364	FAIRFAX FINANCIAL HOLDINGS LIMITED	2	2	100.0%	1		
<b>Total</b>		<b>735</b>	<b>184</b>	<b>25.0%</b>			



LATE PAYMENT OF INITIAL BENEFITS ITEMIZED – Q2 (CONT.)

Carrier ID	Carrier Name	Number of ttd-ptd claims	Number Late	Late Ratio	Expected	Z-Score	Z > 2
52562	FARM BUREAU MUTUAL HOLDING COMPANY	1	1	100.0%	0		
FEX01	FEDERAL EXPRESS CORP POB 727	1	1	100.0%	0		
FED01	FEDERAL EXPRESS GROUND	2	0	0.0%	1		
384	FEDERATED MUTUAL INSURANCE COMPANY	4	2	50.0%	1		
FIS01	FOOD INDUSTRY SELF INS FUND OF NM	30	6	20.0%	8	-0.26	
FMM01	FREEPORT-MCMORAN CORP	4	0	0.0%	1		
58707	HARTFORD FINANCIAL SERVICES GROUP INC	24	7	29.2%	6	0.21	
HEA01	HEALTHSOUTH REHAB CORP	1	0	0.0%	0		
ITL01	INTEL CORPORATION	2	0	0.0%	1		
51391	JAMESTOWN HOLDINGS CORP.	1	0	0.0%	0		
51114	LIBERTY MUTUAL HOLDING COMPANY INC.	21	5	23.8%	5	-0.06	
50177	LOEWS CORPORATION	10	9	90.0%	3	3.36	*****
LAN01	LOS ALAMOS LABS	1	0	0.0%	0		
11387	MAINE EMPLOYERS MUTUAL INSURANCE COMPANY	2	0	0.0%	1		
58405	MARKEL CORPORATION	3	1	33.3%	1		
MCA01	MECH CONTRACTORS ASSOC OF NM	1	0	0.0%	0		
PSI01	N M PUBLIC SCHOOLS	32	5	15.6%	8	-0.49	
RUR01	N M RURAL ELECTRIC COOP ASSOC	2	1	50.0%	1		
SIF01	N M SELF INSURERS FUND	2	0	0.0%	1		
2358	NATIONWIDE MUTUAL INSURANCE COMPANY	2	0	0.0%	1		
CIA01	NEW MEXICO ASSN. OF COUNTIES	15	4	26.7%	4	0.08	
HWG01	NEW MEXICO HOSPITAL WORK COMP GROUP	4	0	0.0%	1		
11527	NEW MEXICO MUTUAL CASUALTY COMPANY	142	0	0.0%	36	-1.29	
AGC01	NM BUILDING BRANCH AGC	1	0	0.0%	0		
58439	OLD REPUBLIC INTERNATIONAL CORPORATION	15	2	13.3%	4	-0.60	
PRE01	PRESBYTERIAN HEALTHCARE SERVICES	10	1	10.0%	3	-0.78	
85434	QBE INSURANCE GROUP LIMITED	3	2	66.7%	1		
SJR01	SAN JUAN REGIONAL MEDICAL CENTER	5	1	20.0%	1		
SAN01	SANDIA CORPORATION	2	0	0.0%	1		
2466	SENTRY INSURANCE A MUTUAL COMPANY	2	1	50.0%	1		
<b>Total</b>		<b>735</b>	<b>184</b>	<b>25.0%</b>			

**2<sup>nd</sup> QUARTER CY 2022**  
 New Mexico Workers' Compensation Administration

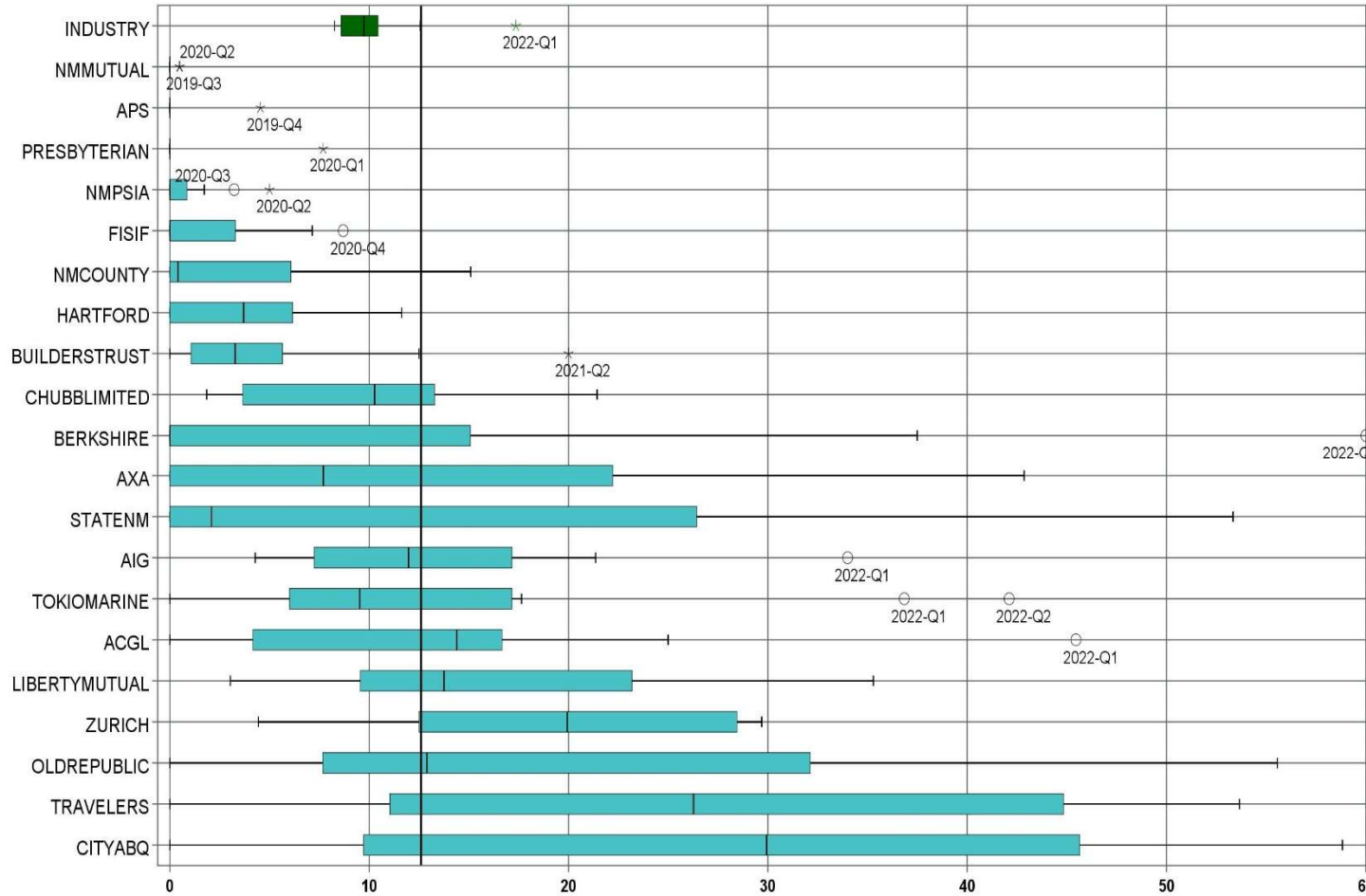
**LATE PAYMENT OF INITIAL BENEFITS ITEMIZED – Q2 (CONT.)**

Carrier ID	Carrier Name	Number of ttd-ptd claims	Number Late	Late Ratio	Expected	Z-Score	Z > 2
46834	SERVICE INSURANCE HOLDINGS, INC	5	3	60.0%	1		
01929	SFM MUTUAL INSURANCE COMPANY	1	1	100.0%	0		
52641	SOMPO HOLDINGS INC	1	0	0.0%	0		
55404	STARR INTERNATIONAL COMPANY, INC.	9	4	44.4%	2		
2479	STATE FARM MUTUAL AUTOMOBILE INS CO	2	1	50.0%	1		
SNM01	STATE OF NEW MEXICO RISK MGMT DIVISION	60	27	45.0%	15	1.03	
TAR01	TARGET STORES/DAYTON HUDSON	2	1	50.0%	1		
58505	THE HANOVER INSURANCE GROUP, INC.	3	1	33.3%	1		
58633	TOKIO MARINE HOLDINGS, INC.	17	2	11.8%	4	-0.69	
58470	TRAVELERS COMPANIES, INC.	28	4	14.3%	7	-0.56	
58496	W. R. BERKLEY CORPORATION	13	5	38.5%	3	0.69	
46966	WESTAIM HIIG LP	4	3	75.0%	1		
50457	ZURICH INSURANCE GROUP LTD	26	7	26.9%	7	0.10	

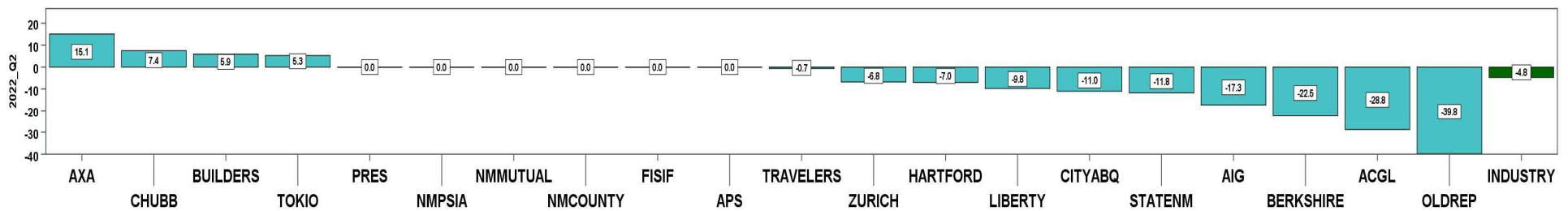
<b>Total</b>		<b>735</b>	<b>184</b>	<b>25.0%</b>			
--------------	--	------------	------------	--------------	--	--	--

**2<sup>nd</sup> QUARTER CY 2022**  
New Mexico Workers' Compensation Administration

**LATE FILING SROI TREND – 12 QTRS: Subsequent Report of Injury**



Q2 CY 2022 Claim Summary		
Carrier Name	No.	% Late
APS	12	0
AIG	54	17
ACGL	6	17
AXA	14	43
BERKSHIRE	8	38
BUILDERSTRUST	34	6
CHUBBLIMITED	56	21
CITYABQ	23	48
FISIF	30	0
HARTFORD	27	4
LIBERTYMUTUAL	31	10
NMPSIA	33	0
NMCOUNTY	16	0
NMMUTUAL	153	0
OLDREPUBLIC	19	16
PRESBYTERIAN	14	0
STATENM	73	21
TOKIOMARINE	19	42
TRAVELERS	34	18
ZURICH	36	22
<b>Industry Average</b>	<b>884</b>	<b>12.6%</b>



LATE FILING SROI ITEMIZED – Q2: Subsequent Report of Injury (CONT.)

Carrier ID	Carrier Name	Number of ttd-ptd claims	Number Late	Late Ratio	Expected	Z-Score	Z > 2
ABF01	ABF FREIGHT SYSTEM INC	1	0	0.0%	0		
468	ACUITY A MUTUAL INS COMPANY	1	0	0.0%	0		
APS01	ALBUQUERQUE PUBLIC SCHOOLS	12	0	0.0%	2	-0.75	
58702	AMERICAN INTERNATIONAL GROUP, INC	54	9	16.7%	7	0.24	
52536	AMERISURE MUTUAL HOLDINGS INC	4	1	25.0%	1		
58459	ARCH CAPITAL GROUP LTD.	6	1	16.7%	1		
58448	ARGO GROUP INTERNATIONAL HOLDINGS, LTD	12	6	50.0%	2	2.23	*****
ABC01	ASSOC BUILDERS & CONTRACTORS	2	0	0.0%	0		
85085	AXA S.A.	14	6	42.9%	2	1.80	
58334	BERKSHIRE HATHAWAY INC	8	3	37.5%	1		
60081	BLUE CROSS BLUE SHIELD OF MI MUTUAL INS	6	0	0.0%	1		
BTR01	BUILDERS TRUST	34	2	5.9%	4	-0.40	
85512	CHANDLER INSURANCE COMPANY, LTD.	1	0	0.0%	0		
46331	CHINA MINSHENG INVESTMENT GROUP CORP LTD	1	1	100.0%	0		
58303	CHUBB LIMITED	56	12	21.4%	7	0.53	
259	CHURCH MUTUAL INSURANCE COMPANY	1	0	0.0%	0		
58704	CINCINNATI FINANCIAL CORPORATION	3	0	0.0%	0		
ABQ01	CITY OF ALBUQUERQUE	23	11	47.8%	3	2.10	*****
CAR01	CITY OF CARLSBAD	2	0	0.0%	0		
FAR01	CITY OF FARMINGTON	2	0	0.0%	0		
CLC01	CITY OF LAS CRUCES	5	0	0.0%	1		
CSF01	CITY OF SANTA FE	2	0	0.0%	0		
44179	COPPERPOINT MUTUAL INSURANCE HOLDING CO	1	0	0.0%	0		
318	DONEGAL MUTUAL INSURANCE COMPANY	3	0	0.0%	0		
51243	EMPLOYERS HOLDINGS, INC.	6	0	0.0%	1		
55579	ENSTAR GROUP LIMITED	5	0	0.0%	1		
51656	ERNEST RADY TRUST	2	1	50.0%	0		
58455	EVEREST RE GROUP LTD	2	0	0.0%	0		
44385	EVERGREEN PARENT, L.P.	3	0	0.0%	0		
58364	FAIRFAX FINANCIAL HOLDINGS LIMITED	6	0	0.0%	1		
52562	FARM BUREAU MUTUAL HOLDING COMPANY	1	0	0.0%	0		
<b>Total</b>		<b>884</b>	<b>111</b>	<b>12.6%</b>			

LATE FILING SROI ITEMIZED – Q2: Subsequent Report of Injury (CONT.)

Carrier ID	Carrier Name	Number of ttd-ptd claims	Number Late	Late Ratio	Expected	Z-Score	Z > 2
FEX01	FEDERAL EXPRESS CORP POB 727	3	1	33.3%	0		
FED01	FEDERAL EXPRESS GROUND	2	0	0.0%	0		
384	FEDERATED MUTUAL INSURANCE COMPANY	4	0	0.0%	1		
FIS01	FOOD INDUSTRY SELF INS FUND OF NM	30	0	0.0%	4	-0.75	
FMM01	FREPORT-MCMORAN CORP	4	0	0.0%	1		
58707	HARTFORD FINANCIAL SERVICES GROUP INC	27	1	3.7%	3	-0.53	
HEA01	HEALTHSOUTH REHAB CORP	1	1	100.0%	0		
ITL01	INTEL CORPORATION	2	0	0.0%	0		
51391	JAMESTOWN HOLDINGS CORP.	1	0	0.0%	0		
51114	LIBERTY MUTUAL HOLDING COMPANY INC.	31	3	9.7%	4	-0.17	
50177	LOEWS CORPORATION	11	0	0.0%	1	-0.75	
LAN01	LOS ALAMOS LABS	1	0	0.0%	0		
11387	MAINE EMPLOYERS MUTUAL INSURANCE COMPANY	2	2	100.0%	0		
58405	MARKEL CORPORATION	3	0	0.0%	0		
MCA01	MECH CONTRACTORS ASSOC OF NM	1	0	0.0%	0		
PSI01	N M PUBLIC SCHOOLS	33	0	0.0%	4	-0.75	
RUR01	N M RURAL ELECTRIC COOP ASSOC	2	0	0.0%	0		
SIF01	N M SELF INSURERS FUND	2	0	0.0%	0		
2358	NATIONWIDE MUTUAL INSURANCE COMPANY	2	0	0.0%	0		
CIA01	NEW MEXICO ASSN. OF COUNTIES	16	0	0.0%	2	-0.75	
HWG01	NEW MEXICO HOSPITAL WORK COMP GROUP	4	0	0.0%	1		
11527	NEW MEXICO MUTUAL CASUALTY COMPANY	153	0	0.0%	19	-0.75	
AGC01	NM BUILDING BRANCH AGC	1	0	0.0%	0		
58439	OLD REPUBLIC INTERNATIONAL CORPORATION	19	3	15.8%	2	0.19	
PRE01	PRESBYTERIAN HEALTHCARE SERVICES	14	0	0.0%	2	-0.75	
58332	PROTECTIVE INSURANCE CORPORATION	2	1	50.0%	0		
85434	QBE INSURANCE GROUP LIMITED	3	0	0.0%	0		
SJR01	SAN JUAN REGIONAL MEDICAL CENTER	5	0	0.0%	1		
SAN01	SANDIA CORPORATION	2	0	0.0%	0		
58466	SELECTIVE INSURANCE GROUP INC	2	0	0.0%	0		
2466	SENTRY INSURANCE A MUTUAL COMPANY	10	1	10.0%	1	-0.15	
<b>Total</b>		<b>884</b>	<b>111</b>	<b>12.6%</b>			

**2<sup>nd</sup> QUARTER CY 2022**  
 New Mexico Workers' Compensation Administration

**LATE FILING SROI ITEMIZED – Q2: Subsequent Report of Injury (CONT.)**

Carrier ID	Carrier Name	Number of ttd-ptd claims	Number Late	Late Ratio	Expected	Z-Score	Z > 2
46834	SERVICE INSURANCE HOLDINGS, INC	5	0	0.0%	1		
01929	SFM MUTUAL INSURANCE COMPANY	1	0	0.0%	0		
52641	SOMPO HOLDINGS INC	1	0	0.0%	0		
55404	STARR INTERNATIONAL COMPANY, INC.	11	4	36.4%	1	1.41	
2479	STATE FARM MUTUAL AUTOMOBILE INS CO	2	0	0.0%	0		
SNM01	STATE OF NEW MEXICO RISK MGMT DIVISION	73	15	20.5%	9	0.47	
TAR01	TARGET STORES/DAYTON HUDSON	2	0	0.0%	0		
58505	THE HANOVER INSURANCE GROUP, INC.	3	1	33.3%	0		
KRO01	THE KROGER CO.	1	1	100.0%	0		
58633	TOKIO MARINE HOLDINGS, INC.	19	8	42.1%	2	1.76	
58470	TRAVELERS COMPANIES, INC.	34	6	17.6%	4	0.30	
58496	W. R. BERKLEY CORPORATION	19	2	10.5%	2	-0.12	
46966	WESTAIM HIIG LP	5	0	0.0%	1		
50457	ZURICH INSURANCE GROUP LTD	36	8	22.2%	5	0.57	
<b>Total</b>		<b>884</b>	<b>111</b>	<b>12.6%</b>			

**2<sup>nd</sup> QUARTER CY 2022**  
New Mexico Workers' Compensation Administration

**12 QUARTER LEGAL ACTIVITY REPORT**

Carrier ID	Carrier Name	Total	No Legal Activity	Legal Activity	% Legal Activity
ABF01	ABF FREIGHT SYSTEM INC	23	20	3	13.0%
H2001	ABQ/BERNCO WATER UTILITY AUTHORITY	14	11	3	21.4%
33652	ACCIDENT INSURANCE COMPANY, INC.	1	1	0	0.0%
468	ACUITY A MUTUAL INS COMPANY	35	28	7	20.0%
APS01	ALBUQUERQUE PUBLIC SCHOOLS	162	145	17	10.5%
85449	ALLIANZ SE	2	0	2	100.0%
ALL01	ALLSUP ENTERPRISES INC	17	14	3	17.6%
86794	AMERICAN CONTRACTORS INSURANCE GROUP LTD	1	0	1	100.0%
58317	AMERICAN FINANCIAL GROUP, INC	11	9	2	18.2%
58702	AMERICAN INTERNATIONAL GROUP, INC	1,025	863	162	15.8%
6087	AMERICAN NATIONAL INSURANCE COMPANY	4	4	0	0.0%
52536	AMERISURE MUTUAL HOLDINGS INC	4	4	0	0.0%
58459	ARCH CAPITAL GROUP LTD.	174	150	24	13.8%
ASF01	ARCHDIOCESE OF SANTA FE	9	9	0	0.0%
58448	ARGO GROUP INTERNATIONAL HOLDINGS, LTD	83	68	15	18.1%
ABC01	ASSOC BUILDERS & CONTRACTORS	28	21	7	25.0%
51156	ASSURANT INC	1	1	0	0.0%
85085	AXA S.A.	142	114	28	19.7%
BAS01	BASHA'S INC	1	1	0	0.0%
58334	BERKSHIRE HATHAWAY INC	176	151	25	14.2%
46512	BIC HOLDINGS LLC	24	20	4	16.7%
60081	BLUE CROSS BLUE SHIELD OF MI MUTUAL INS	74	59	15	20.3%
221	BROTHERHOOD MUTUAL INSURANCE COMPANY	11	5	6	54.5%
BTR01	BUILDERS TRUST	500	407	93	18.6%
2081	CENTRAL MUTUAL INSURANCE COMPANY	3	3	0	0.0%
85512	CHANDLER INSURANCE COMPANY, LTD.	40	23	17	42.5%
CHE01	CHEVRON USA	2	0	2	100.0%
46331	CHINA MINSHENG INVESTMENT GROUP CORP LTD	2	1	1	50.0%
CHR01	CHRISTUS ST VINCENT HOSPITAL	30	26	4	13.3%
58303	CHUBB LIMITED	797	655	142	17.8%
259	CHURCH MUTUAL INSURANCE COMPANY	12	9	3	25.0%
<b>12 Quarter Total</b>		<b>12,064</b>	<b>9,936</b>	<b>2,128</b>	<b>17.6%</b>

## 12 QUARTER LEGAL ACTIVITY REPORT (CONT.)

Carrier ID	Carrier Name	Total	No Legal Activity	Legal Activity	% Legal Activity
12205	CIMARRON INSURANCE COMPANY	8	7	1	12.5%
58704	CINCINNATI FINANCIAL CORPORATION	25	15	10	40.0%
ABQ01	CITY OF ALBUQUERQUE	183	153	30	16.4%
CAR01	CITY OF CARLSBAD	17	14	3	17.6%
FAR01	CITY OF FARMINGTON	29	26	3	10.3%
CLC01	CITY OF LAS CRUCES	48	44	4	8.3%
CSF01	CITY OF SANTA FE	32	29	3	9.4%
3633	COLUMBIA MUTUAL INSURANCE COMPANY	3	3	0	0.0%
44179	COPPERPOINT MUTUAL INSURANCE HOLDING CO	25	17	8	32.0%
COS01	COSTCO WHOLESALE	32	28	4	12.5%
11130	DAKOTA TRUCK UNDERWRITERS	1	0	1	100.0%
DOL01	DOLLAR GENERAL (DOLGEN CORP)	14	11	3	21.4%
318	DONEGAL MUTUAL INSURANCE COMPANY	62	43	19	30.6%
51243	EMPLOYERS HOLDINGS, INC.	64	49	15	23.4%
2161	EMPLOYERS MUTUAL CASUALTY COMPANY	4	2	2	50.0%
55579	ENSTAR GROUP LIMITED	46	34	12	26.1%
51656	ERNEST RADY TRUST	2	1	1	50.0%
58455	EVEREST RE GROUP LTD	42	38	4	9.5%
44385	EVERGREEN PARENT, L.P.	22	18	4	18.2%
58364	FAIRFAX FINANCIAL HOLDINGS LIMITED	61	46	15	24.6%
52562	FARM BUREAU MUTUAL HOLDING COMPANY	47	34	13	27.7%
FEX01	FEDERAL EXPRESS CORP POB 727	43	35	8	18.6%
FED01	FEDERAL EXPRESS GROUND	21	19	2	9.5%
384	FEDERATED MUTUAL INSURANCE COMPANY	60	47	13	21.7%
385	FEDERATED RURAL ELECTRIC INSURANCE EXCH	1	0	1	100.0%
FIS01	FOOD INDUSTRY SELF INS FUND OF NM	354	303	51	14.4%
59492	FOSUN INTERNATIONAL HOLDINGS LTD	1	0	1	100.0%
FMM01	FREEPORT-MCMORAN CORP	26	24	2	7.7%
50408	GENERAL ELECTRIC COMPANY	1	1	0	0.0%
54044	GROUP ONE THOUSAND ONE, LLC	3	3	0	0.0%
58707	HARTFORD FINANCIAL SERVICES GROUP INC	425	336	89	20.9%
<b>12 Quarter Total</b>		<b>12,064</b>	<b>9,936</b>	<b>2,128</b>	<b>17.6%</b>



**2<sup>nd</sup> QUARTER CY 2022**  
 New Mexico Workers' Compensation Administration

**12 QUARTER LEGAL ACTIVITY REPORT (CONT.)**

Carrier ID	Carrier Name	Total	No Legal Activity	Legal Activity	% Legal Activity
HEA01	HEALTHSOUTH REHAB CORP	2	2	0	0.0%
HON01	HONEYWELL INC, RISK MGMT AB3-D	1	0	1	100.0%
51160	INTACT FINANCIAL CORPORATION	5	2	3	60.0%
ITL01	INTEL CORPORATION	21	21	0	0.0%
51391	JAMESTOWN HOLDINGS CORP.	4	4	0	0.0%
KIE01	KIEWIT CONSTRUCTION GROUP INC	1	1	0	0.0%
51114	LIBERTY MUTUAL HOLDING COMPANY INC.	393	326	67	17.0%
50177	LOEWS CORPORATION	116	87	29	25.0%
LAN01	LOS ALAMOS LABS	40	36	4	10.0%
MAC01	MACYS INC	1	0	1	100.0%
11387	MAINE EMPLOYERS MUTUAL INSURANCE CO	3	3	0	0.0%
58405	MARKEL CORPORATION	58	52	6	10.3%
MCA01	MECH CONTRACTORS ASSOC OF NM	9	9	0	0.0%
02327	MIDWEST FAMILY MUTUAL INSURANCE CO	1	1	0	0.0%
52662	MS&AD INSURANCE GROUP HOLDINGS, INC.	1	0	1	100.0%
HCW01	N M HEALTHCARE W C GROUP	24	20	4	16.7%
PSI01	N M PUBLIC SCHOOLS	479	422	57	11.9%
RUR01	N M RURAL ELECTRIC COOP ASSOC	20	19	1	5.0%
SIF01	N M SELF INSURERS FUND	57	51	6	10.5%
2358	NATIONWIDE MUTUAL INSURANCE COMPANY	18	15	3	16.7%
CIA01	NEW MEXICO ASSN. OF COUNTIES	462	370	92	19.9%
HWG01	NEW MEXICO HOSPITAL WORK COMP GROUP	63	55	8	12.7%
11527	NEW MEXICO MUTUAL CASUALTY COMPANY	2,090	1,696	394	18.9%
AGC01	NM BUILDING BRANCH AGC	19	16	3	15.8%
2381	OHIO FARMERS INSURANCE COMPANY	8	6	2	25.0%
58439	OLD REPUBLIC INTERNATIONAL CORPORATION	221	169	52	23.5%
320	PHARMACISTS MUTUAL INSURANCE COMPANY	1	1	0	0.0%
PWC01	PINNACLE WEST CAPITAL CORP	11	10	1	9.1%
PRE01	PRESBYTERIAN HEALTHCARE SERVICES	164	145	19	11.6%
59716	PROSIGHT GLOBAL HOLDINGS LTD	1	1	0	0.0%
58332	PROTECTIVE INSURANCE CORPORATION	34	22	12	35.3%
<b>12 Quarter Total</b>		<b>12,064</b>	<b>9,936</b>	<b>2,128</b>	<b>17.6%</b>

**2<sup>nd</sup> QUARTER CY 2022**  
 New Mexico Workers' Compensation Administration

**12 QUARTER LEGAL ACTIVITY REPORT (CONT.)**

Carrier ID	Carrier Name	Total	No Legal Activity	Legal Activity	% Legal Activity
85434	QBE INSURANCE GROUP LIMITED	35	32	3	8.6%
QCI01	QWEST COMMUNICATIONS INTERNATIONAL	1	0	1	100.0%
RYD01	RYDER SYSTEMS INC	1	0	1	100.0%
SJR01	SAN JUAN REGIONAL MEDICAL CENTER	52	50	2	3.8%
SAN01	SANDIA CORPORATION	35	32	3	8.6%
58466	SELECTIVE INSURANCE GROUP INC	14	7	7	50.0%
2466	SENTRY INSURANCE A MUTUAL COMPANY	97	85	12	12.4%
46834	SERVICE INSURANCE HOLDINGS, INC	21	17	4	19.0%
01929	SFM MUTUAL INSURANCE COMPANY	1	1	0	0.0%
52641	SOMPO HOLDINGS INC	23	19	4	17.4%
55404	STARR INTERNATIONAL COMPANY, INC.	135	113	22	16.3%
2479	STATE FARM MUTUAL AUTOMOBILE INS CO	21	17	4	19.0%
SNM01	STATE OF NEW MEXICO RISK MGMT DIVISION	638	529	109	17.1%
33806	SUNZ HOLDINGS LLC	1	1	0	0.0%
TAR01	TARGET STORES/DAYTON HUDSON	12	10	2	16.7%
58505	THE HANOVER INSURANCE GROUP, INC.	20	16	4	20.0%
KRO01	THE KROGER CO.	58	44	14	24.1%
58633	TOKIO MARINE HOLDINGS, INC.	210	180	30	14.3%
58470	TRAVELERS COMPANIES, INC.	556	449	107	19.2%
58496	W. R. BERKLEY CORPORATION	132	93	39	29.5%
3482	WCF MUTUAL INSURANCE COMPANY	1	1	0	0.0%
46966	WESTAIM HIIG LP	6	5	1	16.7%
WES01	WESTERN REFINING	1	0	1	100.0%
50457	ZURICH INSURANCE GROUP LTD	593	503	90	15.2%
<b>12 Quarter Total</b>		<b>12,064</b>	<b>9,936</b>	<b>2,128</b>	<b>17.6%</b>