



STATE OF NEW MEXICO
**Workers' Compensation
 Administration**

**4th QUARTER CY 2020
 INSURER SCORECARD**

CONTENTS

SCORECARD PROCESS AND NOTES1

LATE FILING FROI TREND – 12 QTRS: First Report of Injury or Illness2

LATE FILING FROI ITEMIZED: First Report of Injury or Illness – Q4 (CONT.)3

LATE FILING FROI ITEMIZED: First Report of Injury or Illness – Q4 (CONT.)4

LATE FILING FROI ITEMIZED: First Report of Injury or Illness – Q4 (CONT.)5

LATE PAYMENT OF INITIAL BENEFITS TREND – 12 QTRS6

LATE PAYMENT OF INITIAL BENEFITS ITEMIZED – Q4 (CONT.)7

LATE PAYMENT OF INITIAL BENEFITS ITEMIZED – Q4 (CONT.)8

LATE PAYMENT OF INITIAL BENEFITS ITEMIZED – Q4 (CONT.)9

LATE FILING SROI TREND – 12 QTRS: Subsequent Report of Injury.....10

LATE FILING SROI ITEMIZED – Q4: Subsequent Report of Injury (CONT.)11

LATE FILING SROI ITEMIZED – Q4: Subsequent Report of Injury (CONT.)12

LATE FILING SROI ITEMIZED – Q4: Subsequent Report of Injury (CONT.)13

12 QUARTER LEGAL ACTIVITY REPORT.....14

12 QUARTER LEGAL ACTIVITY REPORT (CONT.)15

12 QUARTER LEGAL ACTIVITY REPORT (CONT.)16

12 QUARTER LEGAL ACTIVITY REPORT (CONT.)17

****The New Mexico Workers' Compensation Administration relies on carriers to accurately report their data to the agency. Carrier submissions are subject to computer edits and review by WCA staff. However, the data used in this report remains unaltered by the WCA. As such, data reporting errors can occur and may result in skewed scorecard results.**

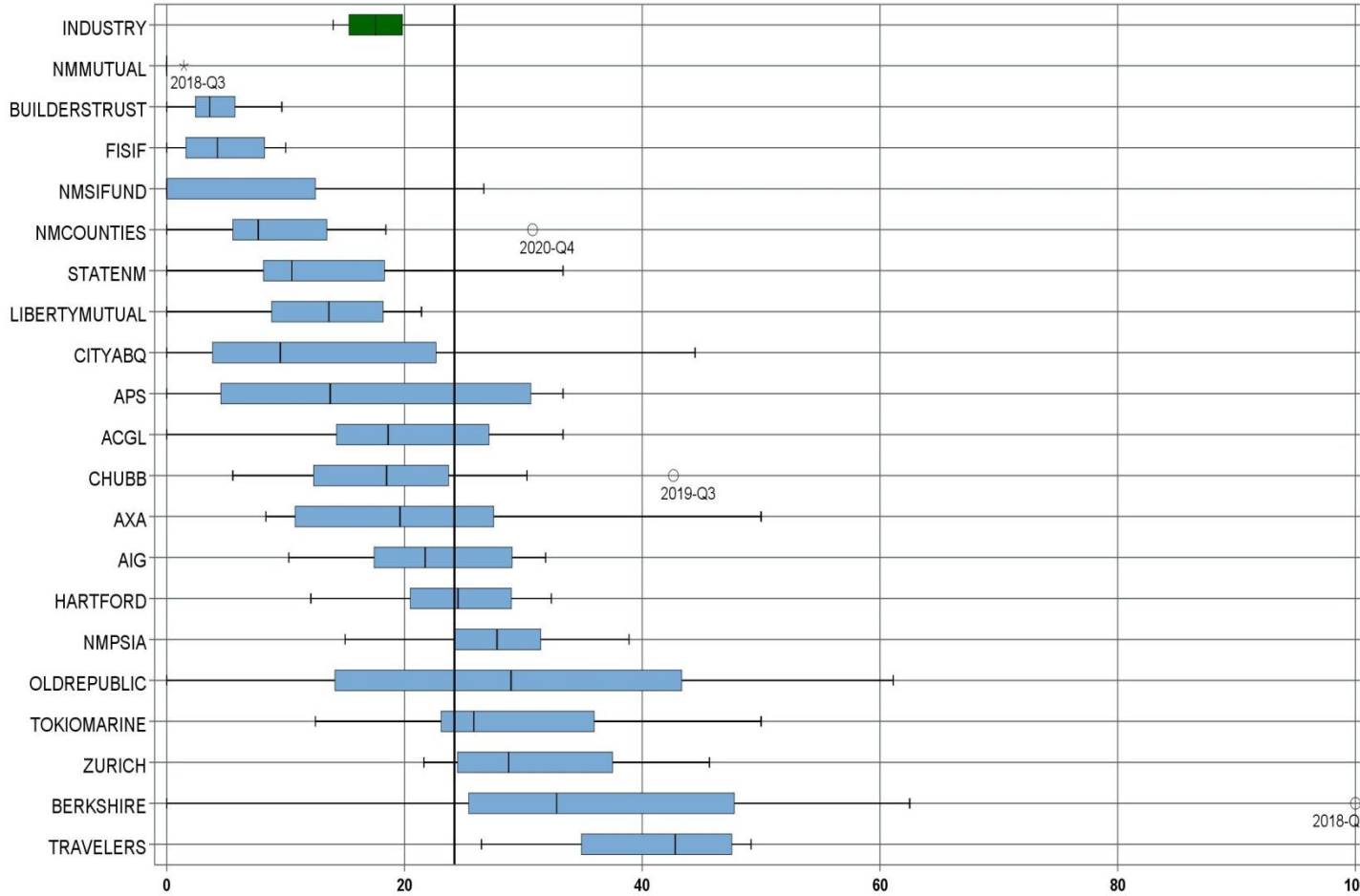
Produced by the Economic Research & Policy Bureau
 Richard Adu-Asamoah, Bureau Chief
 Ruili Yan, Economist

SCORECARD PROCESS AND NOTES

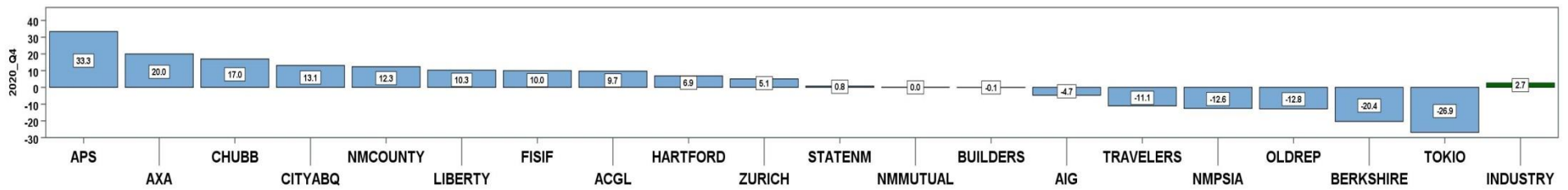
- ❖ Carriers are grouped by the uppermost parent company identified by AM Best Corporation, rather than by the NM WCA-assigned carrier number.
- ❖ The graphic information presented on the first page of each section is based on the 20 entities with the highest volume of indemnity SROI reports submitted for the preceding 12 quarters, rather than the same fixed 20 entities. The process will automatically “phase-out” companies that cease doing business in New Mexico, and “phase-in” companies that increase volume or become active, as needed.
- ❖ Each quarter is presented as a stand-alone quarter which only includes data for that quarter. Additionally, a summary report for the year is prepared alongside Q4 to give reporters the whole picture of the year.
- ❖ The detailed listing of reporting results is listed alphabetically, rather than by Z-score.

4th QUARTER CY 2020
New Mexico Workers' Compensation Administration

LATE FILING FROI TREND – 12 QTRS: First Report of Injury or Illness



| Q4 CY 2020 Claim Summary | | |
|--------------------------|--------------|--------------|
| Carrier Name | No. | % Late |
| ACGL | 52 | 27 |
| AIG | 195 | 27 |
| APS | 3 | 33 |
| AXA | 6 | 50 |
| BERKSHIRE | 31 | 32 |
| BUILDERSTRUST | 41 | 2 |
| CHUBB LIMITED | 99 | 30 |
| CITYABQ | 9 | 22 |
| FISIF | 20 | 10 |
| HARTFORD | 25 | 24 |
| LIBERTYMUTUAL | 25 | 20 |
| NMCOUNTIES | 65 | 31 |
| NMMUTUAL | 155 | 0 |
| NMPSIA | 20 | 15 |
| NMSIFUND | 0 | NA |
| OLDREPUBLIC | 18 | 39 |
| STATENM | 30 | 20 |
| TOKIO MARINE | 13 | 23 |
| TRAVELERS | 42 | 38 |
| ZURICH | 59 | 41 |
| Industry Average | 1,070 | 24.2% |



4th QUARTER CY 2020
 New Mexico Workers' Compensation Administration

LATE FILING FROI ITEMIZED: First Report of Injury or Illness – Q4 (CONT.)

| Carrier ID | Carrier Name | Number of ttd-ptd claims | Number Late | Late Ratio | Expected | Z-Score | Z > 2 |
|--------------|---|-----------------------------|-------------|--------------|----------|---------|-------|
| ABF01 | ABF FREIGHT SYSTEM INC | 3 | 0 | 0.0% | 1 | | |
| H2O01 | ABQ/BERNCO WATER UTILITY AUTHORITY | 2 | 0 | 0.0% | 0 | | |
| 468 | ACUITY A MUTUAL INS COMPANY | 1 | 0 | 0.0% | 0 | | |
| APS01 | ALBUQUERQUE PUBLIC SCHOOLS | 3 | 1 | 33.3% | 1 | | |
| 58317 | AMERICAN FINANCIAL GROUP, INC | 3 | 1 | 33.3% | 1 | | |
| 58702 | AMERICAN INTERNATIONAL GROUP, INC | 195 | 53 | 27.2% | 47 | 0.23 | |
| 58459 | ARCH CAPITAL GROUP LTD. | 52 | 14 | 26.9% | 13 | 0.21 | |
| 58448 | ARGO GROUP INTERNATIONAL HOLDINGS, LTD | 4 | 4 | 100.0% | 1 | | |
| ABC01 | ASSOC BUILDERS & CONTRACTORS | 1 | 0 | 0.0% | 0 | | |
| 85085 | AXA S.A. | 6 | 3 | 50.0% | 1 | | |
| 58334 | BERKSHIRE HATHAWAY INC | 31 | 10 | 32.3% | 8 | 0.61 | |
| 46512 | BIC HOLDINGS LLC | 2 | 1 | 50.0% | 0 | | |
| 60081 | BLUE CROSS BLUE SHIELD OF MI MUTUAL INS | 6 | 4 | 66.7% | 1 | | |
| BTR01 | BUILDERS TRUST | 41 | 1 | 2.4% | 10 | -1.66 | |
| 85512 | CHANDLER INSURANCE COMPANY, LTD. | 1 | 0 | 0.0% | 0 | | |
| CHR01 | CHRISTUS ST VINCENT HOSPITAL | 3 | 3 | 100.0% | 1 | | |
| 58303 | CHUBB LIMITED | 99 | 30 | 30.3% | 24 | 0.47 | |
| 12205 | CIMARRON INSURANCE COMPANY | 1 | 0 | 0.0% | 0 | | |
| ABQ01 | CITY OF ALBUQUERQUE | 9 | 2 | 22.2% | 2 | | |
| FAR01 | CITY OF FARMINGTON | 3 | 1 | 33.3% | 1 | | |
| CLC01 | CITY OF LAS CRUCES | 1 | 0 | 0.0% | 0 | | |
| CSF01 | CITY OF SANTA FE | 2 | 0 | 0.0% | 0 | | |
| 44179 | COPPERPOINT MUTUAL INSURANCE HOLDING CO | 4 | 3 | 75.0% | 1 | | |
| COS01 | COSTCO WHOLESALE | 2 | 0 | 0.0% | 0 | | |
| 11130 | DAKOTA TRUCK UNDERWRITERS | 1 | 1 | 100.0% | 0 | | |
| 318 | DONEGAL MUTUAL INSURANCE COMPANY | 5 | 2 | 40.0% | 1 | | |
| 51243 | EMPLOYERS HOLDINGS, INC. | 2 | 2 | 100.0% | 0 | | |
| 55579 | ENSTAR GROUP LIMITED | 3 | 0 | 0.0% | 1 | | |
| 44385 | EVERGREEN PARENT, L.P. | 3 | 1 | 33.3% | 1 | | |
| 58364 | FAIRFAX FINANCIAL HOLDINGS LIMITED | 5 | 3 | 60.0% | 1 | | |
| 52562 | FARM BUREAU MUTUAL HOLDING COMPANY | 9 | 3 | 33.3% | 2 | | |
| Total | | 1,070 | 259 | 24.2% | | | |

4th QUARTER CY 2020
 New Mexico Workers' Compensation Administration

LATE FILING FROI ITEMIZED: First Report of Injury or Illness – Q4 (CONT.)

| Carrier ID | Carrier Name | Number of ttd-ptd claims | Number Late | Late Ratio | Expected | Z-Score | Z > 2 |
|--------------|--|-----------------------------|-------------|--------------|----------|---------|-------|
| FEX01 | FEDERAL EXPRESS CORP POB 727 | 1 | 1 | 100.0% | 0 | | |
| FED01 | FEDERAL EXPRESS GROUND | 3 | 1 | 33.3% | 1 | | |
| 384 | FEDERATED MUTUAL INSURANCE COMPANY | 1 | 0 | 0.0% | 0 | | |
| FIS01 | FOOD INDUSTRY SELF INS FUND OF NM | 20 | 2 | 10.0% | 5 | -1.08 | |
| FMM01 | FREEPORT-MCMORAN CORP | 1 | 1 | 100.0% | 0 | | |
| 58707 | HARTFORD FINANCIAL SERVICES GROUP INC | 25 | 6 | 24.0% | 6 | -0.02 | |
| KIE01 | KIEWIT CONSTRUCTION GROUP INC | 1 | 0 | 0.0% | 0 | | |
| 51114 | LIBERTY MUTUAL HOLDING COMPANY INC. | 25 | 5 | 20.0% | 6 | -0.32 | |
| 50177 | LOEWS CORPORATION | 8 | 3 | 37.5% | 2 | | |
| LAN01 | LOS ALAMOS LABS | 1 | 1 | 100.0% | 0 | | |
| 58405 | MARKEL CORPORATION | 3 | 0 | 0.0% | 1 | | |
| MCA01 | MECH CONTRACTORS ASSOC OF NM | 2 | 0 | 0.0% | 0 | | |
| HCW01 | N M HEALTHCARE W C GROUP | 4 | 1 | 25.0% | 1 | | |
| PSI01 | N M PUBLIC SCHOOLS | 20 | 3 | 15.0% | 5 | -0.70 | |
| RUR01 | N M RURAL ELECTRIC COOP ASSOC | 1 | 1 | 100.0% | 0 | | |
| 2358 | NATIONWIDE MUTUAL INSURANCE COMPANY | 1 | 0 | 0.0% | 0 | | |
| CIA01 | NEW MEXICO ASSN. OF COUNTIES | 65 | 20 | 30.8% | 16 | 0.50 | |
| HWG01 | NEW MEXICO HOSPITAL WORK COMP GROUP | 5 | 1 | 20.0% | 1 | | |
| 11527 | NEW MEXICO MUTUAL CASUALTY COMPANY | 155 | 0 | 0.0% | 38 | -1.85 | |
| AGC01 | NM BUILDING BRANCH AGC | 1 | 0 | 0.0% | 0 | | |
| 2381 | OHIO FARMERS INSURANCE COMPANY | 1 | 1 | 100.0% | 0 | | |
| 58439 | OLD REPUBLIC INTERNATIONAL CORPORATION | 18 | 7 | 38.9% | 4 | 1.12 | |
| PWC01 | PINNACLE WEST CAPITAL CORP | 2 | 2 | 100.0% | 0 | | |
| PRE01 | PRESBYTERIAN HEALTHCARE SERVICES | 2 | 0 | 0.0% | 0 | | |
| 58332 | PROTECTIVE INSURANCE CORPORATION | 2 | 2 | 100.0% | 0 | | |
| 85434 | QBE INSURANCE GROUP LIMITED | 2 | 1 | 50.0% | 0 | | |
| SJR01 | SAN JUAN REGIONAL MEDICAL CENTER | 3 | 0 | 0.0% | 1 | | |
| 58466 | SELECTIVE INSURANCE GROUP INC | 1 | 0 | 0.0% | 0 | | |
| 2466 | SENTRY INSURANCE A MUTUAL COMPANY | 3 | 0 | 0.0% | 1 | | |
| 46834 | SERVICE INSURANCE HOLDINGS, INC | 1 | 1 | 100.0% | 0 | | |
| 52641 | SOMPO HOLDINGS INC | 3 | 2 | 66.7% | 1 | | |
| Total | | 1,070 | 259 | 24.2% | | | |

4th QUARTER CY 2020
 New Mexico Workers' Compensation Administration

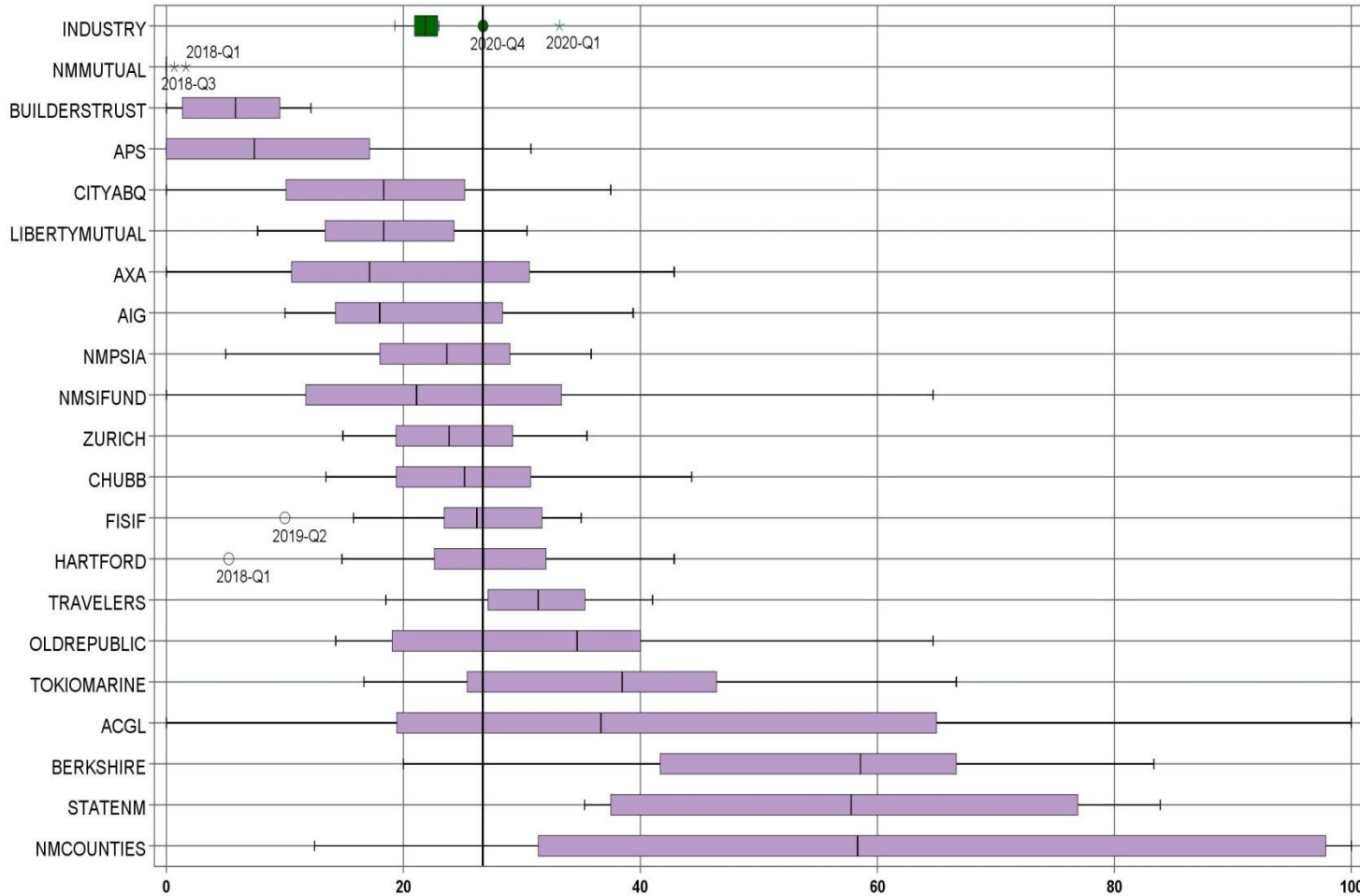
LATE FILING FROI ITEMIZED: First Report of Injury or Illness – Q4 (CONT.)

| Carrier ID | Carrier Name | Number of ttd-ptd claims | Number Late | Late Ratio | Expected | Z-Score | Z > 2 |
|------------|--|-----------------------------|-------------|------------|----------|---------|-------|
| 55404 | STARR INTERNATIONAL COMPANIES, INC | 16 | 0 | 0.0% | 4 | -1.85 | |
| 55404 | STARR INTERNATIONAL COMPANY, INC. | 9 | 3 | 33.3% | 2 | | |
| 2479 | STATE FARM MUTUAL AUTOMOBILE INS CO | 2 | 0 | 0.0% | 0 | | |
| SNM01 | STATE OF NEW MEXICO RISK MGMT DIVISION | 30 | 6 | 20.0% | 7 | -0.32 | |
| TAR01 | TARGET STORES/DAYTON HUDSON | 3 | 0 | 0.0% | 1 | | |
| KRO01 | THE KROGER CO. | 6 | 1 | 16.7% | 1 | | |
| 58633 | TOKIO MARINE HOLDINGS, INC. | 13 | 3 | 23.1% | 3 | -0.09 | |
| 58470 | TRAVELERS COMPANIES, INC. | 42 | 16 | 38.1% | 10 | 1.06 | |
| 58496 | W. R. BERKLEY CORPORATION | 6 | 1 | 16.7% | 1 | | |
| 50457 | ZURICH INSURANCE GROUP LTD | 59 | 24 | 40.7% | 14 | 1.26 | |

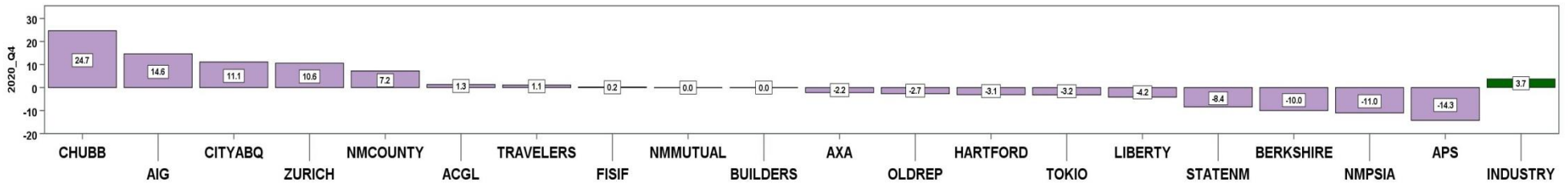
| | | | | | | | |
|--------------|--|--------------|------------|--------------|--|--|--|
| Total | | 1,070 | 259 | 24.2% | | | |
|--------------|--|--------------|------------|--------------|--|--|--|

4th QUARTER CY 2020
New Mexico Workers' Compensation Administration

LATE PAYMENT OF INITIAL BENEFITS TREND – 12 QTRS



| Q4 CY 2020 Claim Summary | | |
|--------------------------|------------|--------------|
| Carrier Name | No. | % Late |
| ACGL | 51 | 24 |
| AIG | 103 | 28 |
| APS | 3 | 0 |
| AXA | 5 | 20 |
| BERKSHIRE | 30 | 57 |
| BUILDERSTRUST | 35 | 0 |
| CHUBB LIMITED | 97 | 44 |
| CITYABQ | 9 | 11 |
| FISIF | 19 | 26 |
| HARTFORD | 24 | 29 |
| LIBERTYMUTUAL | 24 | 13 |
| NMCOUNTIES | 61 | 66 |
| NMMUTUAL | 153 | 0 |
| NMPSIA | 20 | 5 |
| NMSIFUND | 0 | NA |
| OLDREPUBLIC | 18 | 33 |
| STATENM | 28 | 54 |
| TOKIO MARINE | 13 | 38 |
| TRAVELERS | 40 | 28 |
| ZURICH | 51 | 25 |
| Industry Average | 928 | 26.7% |



LATE PAYMENT OF INITIAL BENEFITS ITEMIZED – Q4 (CONT.)

| Carrier ID | Carrier Name | Number of ttd-ptd claims | Number Late | Late Ratio | Expected | Z-Score | Z > 2 |
|--------------|---|--------------------------|-------------|--------------|----------|---------|-------|
| ABF01 | ABF FREIGHT SYSTEM INC | 3 | 0 | 0.0% | 1 | | |
| H2001 | ABQ/BERNCO WATER UTILITY AUTHORITY | 2 | 0 | 0.0% | 1 | | |
| 468 | ACUITY A MUTUAL INS COMPANY | 1 | 0 | 0.0% | 0 | | |
| APS01 | ALBUQUERQUE PUBLIC SCHOOLS | 3 | 0 | 0.0% | 1 | | |
| 58317 | AMERICAN FINANCIAL GROUP, INC | 3 | 0 | 0.0% | 1 | | |
| 58702 | AMERICAN INTERNATIONAL GROUP, INC | 103 | 29 | 28.2% | 28 | 0.07 | |
| 58459 | ARCH CAPITAL GROUP LTD. | 51 | 12 | 23.5% | 14 | -0.16 | |
| 58448 | ARGO GROUP INTERNATIONAL HOLDINGS, LTD | 4 | 0 | 0.0% | 1 | | |
| ABC01 | ASSOC BUILDERS & CONTRACTORS | 1 | 0 | 0.0% | 0 | | |
| 85085 | AXA S.A. | 5 | 1 | 20.0% | 1 | | |
| 58334 | BERKSHIRE HATHAWAY INC | 30 | 17 | 56.7% | 8 | 1.53 | |
| 46512 | BIC HOLDINGS LLC | 2 | 0 | 0.0% | 1 | | |
| 60081 | BLUE CROSS BLUE SHIELD OF MI MUTUAL INS | 6 | 3 | 50.0% | 2 | | |
| BTR01 | BUILDERS TRUST | 35 | 0 | 0.0% | 9 | -1.36 | |
| 85512 | CHANDLER INSURANCE COMPANY, LTD. | 1 | 0 | 0.0% | 0 | | |
| CHR01 | CHRISTUS ST VINCENT HOSPITAL | 3 | 3 | 100.0% | 1 | | |
| 58303 | CHUBB LIMITED | 97 | 43 | 44.3% | 26 | 0.90 | |
| 12205 | CIMARRON INSURANCE COMPANY | 1 | 0 | 0.0% | 0 | | |
| ABQ01 | CITY OF ALBUQUERQUE | 9 | 1 | 11.1% | 2 | | |
| FAR01 | CITY OF FARMINGTON | 3 | 1 | 33.3% | 1 | | |
| CLC01 | CITY OF LAS CRUCES | 1 | 0 | 0.0% | 0 | | |
| CSF01 | CITY OF SANTA FE | 2 | 0 | 0.0% | 1 | | |
| 44179 | COPPERPOINT MUTUAL INSURANCE HOLDING CO | 4 | 2 | 50.0% | 1 | | |
| COS01 | COSTCO WHOLESALE | 2 | 0 | 0.0% | 1 | | |
| 318 | DONEGAL MUTUAL INSURANCE COMPANY | 2 | 1 | 50.0% | 1 | | |
| 51243 | EMPLOYERS HOLDINGS, INC. | 1 | 0 | 0.0% | 0 | | |
| 55579 | ENSTAR GROUP LIMITED | 2 | 2 | 100.0% | 1 | | |
| 44385 | EVERGREEN PARENT, L.P. | 3 | 3 | 100.0% | 1 | | |
| 58364 | FAIRFAX FINANCIAL HOLDINGS LIMITED | 2 | 0 | 0.0% | 1 | | |
| 52562 | FARM BUREAU MUTUAL HOLDING COMPANY | 9 | 4 | 44.4% | 2 | | |
| Total | | 928 | 248 | 26.7% | | | |

LATE PAYMENT OF INITIAL BENEFITS ITEMIZED – Q4 (CONT.)

| Carrier ID | Carrier Name | Number of ttd-ptd claims | Number Late | Late Ratio | Expected | Z-Score | Z > 2 |
|--------------|--|-----------------------------|-------------|--------------|----------|---------|-------|
| FED01 | FEDERAL EXPRESS GROUND | 3 | 1 | 33.3% | 1 | | |
| 384 | FEDERATED MUTUAL INSURANCE COMPANY | 1 | 0 | 0.0% | 0 | | |
| FIS01 | FOOD INDUSTRY SELF INS FUND OF NM | 19 | 5 | 26.3% | 5 | -0.02 | |
| 58707 | HARTFORD FINANCIAL SERVICES GROUP INC | 24 | 7 | 29.2% | 6 | 0.12 | |
| KIE01 | KIEWIT CONSTRUCTION GROUP INC | 1 | 0 | 0.0% | 0 | | |
| 51114 | LIBERTY MUTUAL HOLDING COMPANY INC. | 24 | 3 | 12.5% | 6 | -0.73 | |
| 50177 | LOEWS CORPORATION | 6 | 0 | 0.0% | 2 | | |
| LAN01 | LOS ALAMOS LABS | 1 | 0 | 0.0% | 0 | | |
| 58405 | MARKEL CORPORATION | 3 | 1 | 33.3% | 1 | | |
| MCA01 | MECH CONTRACTORS ASSOC OF NM | 2 | 0 | 0.0% | 1 | | |
| HCW01 | N M HEALTHCARE W C GROUP | 4 | 0 | 0.0% | 1 | | |
| PSI01 | N M PUBLIC SCHOOLS | 20 | 1 | 5.0% | 5 | -1.11 | |
| 2358 | NATIONWIDE MUTUAL INSURANCE COMPANY | 1 | 0 | 0.0% | 0 | | |
| CIA01 | NEW MEXICO ASSN. OF COUNTIES | 61 | 40 | 65.6% | 16 | 1.98 | |
| HWG01 | NEW MEXICO HOSPITAL WORK COMP GROUP | 5 | 1 | 20.0% | 1 | | |
| 11527 | NEW MEXICO MUTUAL CASUALTY COMPANY | 153 | 0 | 0.0% | 41 | -1.36 | |
| AGC01 | NM BUILDING BRANCH AGC | 1 | 0 | 0.0% | 0 | | |
| 58439 | OLD REPUBLIC INTERNATIONAL CORPORATION | 18 | 6 | 33.3% | 5 | 0.34 | |
| PRE01 | PRESBYTERIAN HEALTHCARE SERVICES | 2 | 2 | 100.0% | 1 | | |
| 58332 | PROTECTIVE INSURANCE CORPORATION | 2 | 2 | 100.0% | 1 | | |
| 85434 | QBE INSURANCE GROUP LIMITED | 1 | 1 | 100.0% | 0 | | |
| SJR01 | SAN JUAN REGIONAL MEDICAL CENTER | 3 | 0 | 0.0% | 1 | | |
| 58466 | SELECTIVE INSURANCE GROUP INC | 1 | 0 | 0.0% | 0 | | |
| 2466 | SENTRY INSURANCE A MUTUAL COMPANY | 3 | 1 | 33.3% | 1 | | |
| 46834 | SERVICE INSURANCE HOLDINGS, INC | 1 | 1 | 100.0% | 0 | | |
| 52641 | SOMPO HOLDINGS INC | 3 | 1 | 33.3% | 1 | | |
| 55404 | STARR INTERNATIONAL COMPANIES, INC | 16 | 1 | 6.3% | 4 | -1.05 | |
| 55404 | STARR INTERNATIONAL COMPANY, INC. | 9 | 5 | 55.6% | 2 | | |
| 2479 | STATE FARM MUTUAL AUTOMOBILE INS CO | 2 | 0 | 0.0% | 1 | | |
| SNM01 | STATE OF NEW MEXICO RISK MGMT DIVISION | 28 | 15 | 53.6% | 7 | 1.37 | |
| Total | | 928 | 248 | 26.7% | | | |

4th QUARTER CY 2020
 New Mexico Workers' Compensation Administration

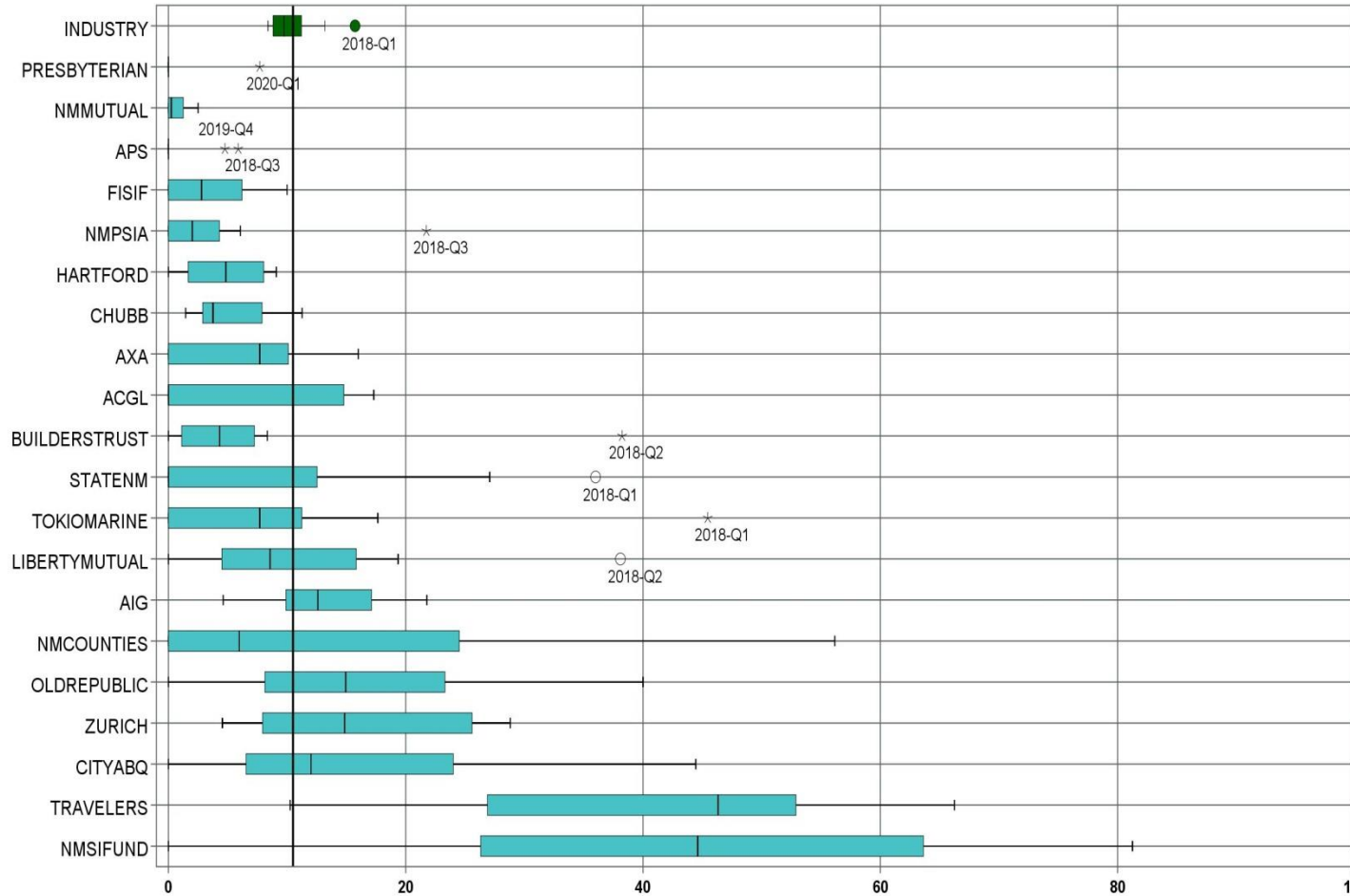
LATE PAYMENT OF INITIAL BENEFITS ITEMIZED – Q4 (CONT.)

| Carrier ID | Carrier Name | Number of ttd-ptd claims | Number Late | Late Ratio | Expected | Z-Score | Z > 2 |
|------------|-----------------------------|-----------------------------|-------------|------------|----------|---------|-------|
| TAR01 | TARGET STORES/DAYTON HUDSON | 3 | 1 | 33.3% | 1 | | |
| KRO01 | THE KROGER CO. | 6 | 1 | 16.7% | 2 | | |
| 58633 | TOKIO MARINE HOLDINGS, INC. | 13 | 5 | 38.5% | 3 | 0.60 | |
| 58470 | TRAVELERS COMPANIES, INC. | 40 | 11 | 27.5% | 11 | 0.04 | |
| 58496 | W. R. BERKLEY CORPORATION | 6 | 1 | 16.7% | 2 | | |
| 50457 | ZURICH INSURANCE GROUP LTD | 51 | 13 | 25.5% | 14 | -0.06 | |

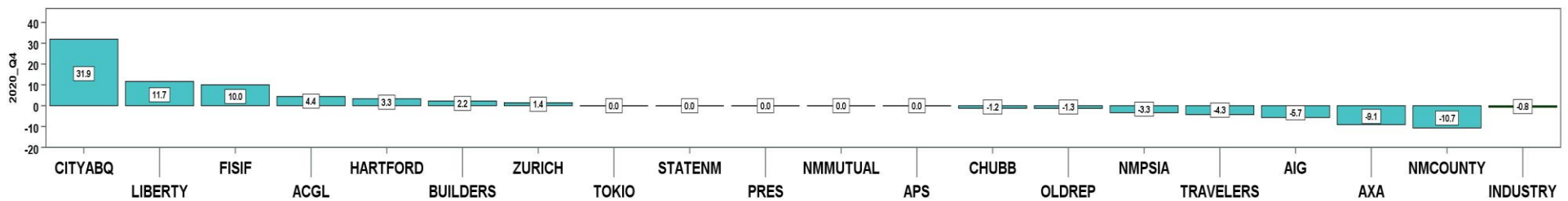
| | | | | | | | |
|--------------|--|------------|------------|--------------|--|--|--|
| Total | | 928 | 248 | 26.7% | | | |
|--------------|--|------------|------------|--------------|--|--|--|

4th QUARTER CY 2020
New Mexico Workers' Compensation Administration

LATE FILING SROI TREND – 12 QTRS: Subsequent Report of Injury



| Q4 CY 2020 Claim Summary | | |
|--------------------------|--------------|--------------|
| Carrier Name | No. | % Late |
| ACGL | 52 | 17 |
| AIG | 197 | 13 |
| APS | 3 | 0 |
| AXA | 8 | 0 |
| BUILDERSTRUST | 45 | 4 |
| CHUBB LIMITED | 102 | 2 |
| CITYABQ | 9 | 44 |
| FISIF | 20 | 10 |
| HARTFORD | 30 | 3 |
| LIBERTYMUTUAL | 31 | 19 |
| NMCOUNTIES | 67 | 6 |
| NMMUTUAL | 159 | 0 |
| NMPSIA | 20 | 0 |
| NMSIFUND | 0 | NA |
| OLDREPUBLIC | 20 | 5 |
| PRESBYTERIAN | 5 | 0 |
| STATENM | 33 | 0 |
| TOKIO MARINE | 13 | 0 |
| TRAVELERS | 43 | 47 |
| ZURICH | 59 | 29 |
| Industry Average | 1,128 | 10.5% |



LATE FILING SROI ITEMIZED – Q4: Subsequent Report of Injury (CONT.)

| Carrier ID | Carrier Name | Number of ttd-ptd claims | Number Late | Late Ratio | Expected | Z-Score | Z > 2 |
|--------------|---|--------------------------|-------------|--------------|----------|---------|-------|
| ABF01 | ABF FREIGHT SYSTEM INC | 3 | 0 | 0.0% | 0 | | |
| H2001 | ABQ/BERNCO WATER UTILITY AUTHORITY | 2 | 0 | 0.0% | 0 | | |
| 468 | ACUITY A MUTUAL INS COMPANY | 1 | 1 | 100.0% | 0 | | |
| APS01 | ALBUQUERQUE PUBLIC SCHOOLS | 3 | 0 | 0.0% | 0 | | |
| 58317 | AMERICAN FINANCIAL GROUP, INC | 3 | 1 | 33.3% | 0 | | |
| 58702 | AMERICAN INTERNATIONAL GROUP, INC | 197 | 25 | 12.7% | 21 | 0.14 | |
| 58459 | ARCH CAPITAL GROUP LTD. | 52 | 9 | 17.3% | 5 | 0.44 | |
| 58448 | ARGO GROUP INTERNATIONAL HOLDINGS, LTD | 5 | 2 | 40.0% | 1 | | |
| ABC01 | ASSOC BUILDERS & CONTRACTORS | 1 | 0 | 0.0% | 0 | | |
| 85085 | AXA S.A. | 8 | 0 | 0.0% | 1 | | |
| 58334 | BERKSHIRE HATHAWAY INC | 31 | 0 | 0.0% | 3 | -0.67 | |
| 46512 | BIC HOLDINGS LLC | 2 | 0 | 0.0% | 0 | | |
| 60081 | BLUE CROSS BLUE SHIELD OF MI MUTUAL INS | 7 | 1 | 14.3% | 1 | | |
| 221 | BROTHERHOOD MUTUAL INSURANCE COMPANY | 2 | 2 | 100.0% | 0 | | |
| BTR01 | BUILDERS TRUST | 45 | 2 | 4.4% | 5 | -0.38 | |
| 85512 | CHANDLER INSURANCE COMPANY, LTD. | 2 | 0 | 0.0% | 0 | | |
| CHR01 | CHRISTUS ST VINCENT HOSPITAL | 3 | 0 | 0.0% | 0 | | |
| 58303 | CHUBB LIMITED | 102 | 2 | 2.0% | 11 | -0.54 | |
| 12205 | CIMARRON INSURANCE COMPANY | 1 | 1 | 100.0% | 0 | | |
| ABQ01 | CITY OF ALBUQUERQUE | 9 | 4 | 44.4% | 1 | | |
| FAR01 | CITY OF FARMINGTON | 3 | 0 | 0.0% | 0 | | |
| CLC01 | CITY OF LAS CRUCES | 1 | 0 | 0.0% | 0 | | |
| CSF01 | CITY OF SANTA FE | 2 | 0 | 0.0% | 0 | | |
| 44179 | COPPERPOINT MUTUAL INSURANCE HOLDING CO | 4 | 0 | 0.0% | 0 | | |
| COS01 | COSTCO WHOLESALE | 2 | 1 | 50.0% | 0 | | |
| 11130 | DAKOTA TRUCK UNDERWRITERS | 1 | 1 | 100.0% | 0 | | |
| 318 | DONEGAL MUTUAL INSURANCE COMPANY | 7 | 4 | 57.1% | 1 | | |
| 51243 | EMPLOYERS HOLDINGS, INC. | 2 | 0 | 0.0% | 0 | | |
| 55579 | ENSTAR GROUP LIMITED | 4 | 0 | 0.0% | 0 | | |
| 44385 | EVERGREEN PARENT, L.P. | 3 | 0 | 0.0% | 0 | | |
| 58364 | FAIRFAX FINANCIAL HOLDINGS LIMITED | 5 | 0 | 0.0% | 1 | | |
| Total | | 1,128 | 118 | 10.5% | | | |

4th QUARTER CY 2020
 New Mexico Workers' Compensation Administration

LATE FILING SROI ITEMIZED – Q4: Subsequent Report of Injury (CONT.)

| Carrier ID | Carrier Name | Number of ttd-ptd claims | Number Late | Late Ratio | Expected | Z-Score | Z > 2 |
|--------------|--|--------------------------|-------------|--------------|----------|---------|-------|
| 52562 | FARM BUREAU MUTUAL HOLDING COMPANY | 10 | 5 | 50.0% | 1 | 2.52 | ***** |
| FEX01 | FEDERAL EXPRESS CORP POB 727 | 1 | 0 | 0.0% | 0 | | |
| FED01 | FEDERAL EXPRESS GROUND | 4 | 0 | 0.0% | 0 | | |
| 384 | FEDERATED MUTUAL INSURANCE COMPANY | 3 | 0 | 0.0% | 0 | | |
| FIS01 | FOOD INDUSTRY SELF INS FUND OF NM | 20 | 2 | 10.0% | 2 | -0.03 | |
| FMM01 | FREEPOR-T-MCMORAN CORP | 1 | 1 | 100.0% | 0 | | |
| 58707 | HARTFORD FINANCIAL SERVICES GROUP INC | 30 | 1 | 3.3% | 3 | -0.45 | |
| KIE01 | KIEWIT CONSTRUCTION GROUP INC | 1 | 0 | 0.0% | 0 | | |
| 51114 | LIBERTY MUTUAL HOLDING COMPANY INC. | 31 | 6 | 19.4% | 3 | 0.57 | |
| 50177 | LOEWS CORPORATION | 8 | 2 | 25.0% | 1 | | |
| LAN01 | LOS ALAMOS LABS | 1 | 0 | 0.0% | 0 | | |
| 58405 | MARKEL CORPORATION | 4 | 0 | 0.0% | 0 | | |
| MCA01 | MECH CONTRACTORS ASSOC OF NM | 2 | 0 | 0.0% | 0 | | |
| HCW01 | N M HEALTHCARE W C GROUP | 4 | 0 | 0.0% | 0 | | |
| PSI01 | N M PUBLIC SCHOOLS | 20 | 0 | 0.0% | 2 | -0.67 | |
| RUR01 | N M RURAL ELECTRIC COOP ASSOC | 1 | 0 | 0.0% | 0 | | |
| 2358 | NATIONWIDE MUTUAL INSURANCE COMPANY | 1 | 0 | 0.0% | 0 | | |
| CIA01 | NEW MEXICO ASSN. OF COUNTIES | 67 | 4 | 6.0% | 7 | -0.29 | |
| HWG01 | NEW MEXICO HOSPITAL WORK COMP GROUP | 6 | 0 | 0.0% | 1 | | |
| 11527 | NEW MEXICO MUTUAL CASUALTY COMPANY | 159 | 0 | 0.0% | 17 | -0.67 | |
| AGC01 | NM BUILDING BRANCH AGC | 1 | 0 | 0.0% | 0 | | |
| 2381 | OHIO FARMERS INSURANCE COMPANY | 1 | 0 | 0.0% | 0 | | |
| 58439 | OLD REPUBLIC INTERNATIONAL CORPORATION | 20 | 1 | 5.0% | 2 | -0.35 | |
| PWC01 | PINNACLE WEST CAPITAL CORP | 2 | 0 | 0.0% | 0 | | |
| PRE01 | PRESBYTERIAN HEALTHCARE SERVICES | 5 | 0 | 0.0% | 1 | | |
| 58332 | PROTECTIVE INSURANCE CORPORATION | 2 | 1 | 50.0% | 0 | | |
| 85434 | QBE INSURANCE GROUP LIMITED | 2 | 0 | 0.0% | 0 | | |
| SJR01 | SAN JUAN REGIONAL MEDICAL CENTER | 3 | 0 | 0.0% | 0 | | |
| 58466 | SELECTIVE INSURANCE GROUP INC | 1 | 0 | 0.0% | 0 | | |
| 2466 | SENTRY INSURANCE A MUTUAL COMPANY | 8 | 0 | 0.0% | 1 | | |
| 46834 | SERVICE INSURANCE HOLDINGS, INC | 1 | 1 | 100.0% | 0 | | |
| Total | | 1,128 | 118 | 10.5% | | | |

4th QUARTER CY 2020
 New Mexico Workers' Compensation Administration

LATE FILING SROI ITEMIZED – Q4: Subsequent Report of Injury (CONT.)

| Carrier ID | Carrier Name | Number of ttd-ptd claims | Number Late | Late Ratio | Expected | Z-Score | Z > 2 |
|------------|--|--------------------------|-------------|------------|----------|---------|-------|
| 52641 | SOMPO HOLDINGS INC | 3 | 0 | 0.0% | 0 | | |
| 55404 | STARR INTERNATIONAL COMPANIES, INC | 16 | 0 | 0.0% | 2 | -0.67 | |
| 55404 | STARR INTERNATIONAL COMPANY, INC. | 9 | 0 | 0.0% | 1 | | |
| 2479 | STATE FARM MUTUAL AUTOMOBILE INS CO | 3 | 0 | 0.0% | 0 | | |
| SNM01 | STATE OF NEW MEXICO RISK MGMT DIVISION | 33 | 0 | 0.0% | 3 | -0.67 | |
| TAR01 | TARGET STORES/DAYTON HUDSON | 3 | 0 | 0.0% | 0 | | |
| KRO01 | THE KROGER CO. | 7 | 1 | 14.3% | 1 | | |
| 58633 | TOKIO MARINE HOLDINGS, INC. | 13 | 0 | 0.0% | 1 | -0.67 | |
| 58470 | TRAVELERS COMPANIES, INC. | 43 | 20 | 46.5% | 4 | 2.30 | ***** |
| 58496 | W. R. BERKLEY CORPORATION | 6 | 0 | 0.0% | 1 | | |
| 50457 | ZURICH INSURANCE GROUP LTD | 59 | 17 | 28.8% | 6 | 1.17 | |

| | | | | | | | |
|--------------|--------------|------------|--------------|--|--|--|--|
| Total | 1,128 | 118 | 10.5% | | | | |
|--------------|--------------|------------|--------------|--|--|--|--|

4th QUARTER CY 2020
New Mexico Workers' Compensation Administration

12 QUARTER LEGAL ACTIVITY REPORT

| Carrier ID | Carrier Name | Total | No Legal Activity | Legal Activity | % Legal Activity |
|-------------------------|---|---------------|-------------------|----------------|------------------|
| ABF01 | ABF FREIGHT SYSTEM INC | 24 | 20 | 4 | 16.7% |
| H2O01 | ABQ/BERNCO WATER UTILITY AUTHORITY | 10 | 8 | 2 | 20.0% |
| 468 | ACUITY A MUTUAL INS COMPANY | 17 | 16 | 1 | 5.9% |
| 55353 | ALASKA NATIONAL CORPORATION | 2 | 2 | 0 | 0.0% |
| APS01 | ALBUQUERQUE PUBLIC SCHOOLS | 148 | 127 | 21 | 14.2% |
| 85449 | ALLIANZ SE | 2 | 1 | 1 | 50.0% |
| ALL01 | ALLSUP ENTERPRISES INC | 44 | 34 | 10 | 22.7% |
| 58317 | AMERICAN FINANCIAL GROUP, INC | 28 | 19 | 9 | 32.1% |
| 58702 | AMERICAN INTERNATIONAL GROUP, INC | 901 | 740 | 161 | 17.9% |
| 6087 | AMERICAN NATIONAL INSURANCE COMPANY | 7 | 7 | 0 | 0.0% |
| 58459 | ARCH CAPITAL GROUP LTD. | 154 | 134 | 20 | 13.0% |
| ASF01 | ARCHDIOCESE OF SANTA FE | 8 | 7 | 1 | 12.5% |
| 58448 | ARGO GROUP INTERNATIONAL HOLDINGS, LTD | 80 | 62 | 18 | 22.5% |
| ABC01 | ASSOC BUILDERS & CONTRACTORS | 22 | 17 | 5 | 22.7% |
| 85085 | AXA S.A. | 168 | 135 | 33 | 19.6% |
| BAS01 | BASHA'S INC | 1 | 1 | 0 | 0.0% |
| 58334 | BERKSHIRE HATHAWAY INC | 122 | 104 | 18 | 14.8% |
| 58334 | BERKSHIRE HATHAWAY INC. | 2 | 2 | 0 | 0.0% |
| 46512 | BIC HOLDINGS LLC | 25 | 20 | 5 | 20.0% |
| 60081 | BLUE CROSS BLUE SHIELD OF MI MUTUAL INS | 47 | 36 | 11 | 23.4% |
| 221 | BROTHERHOOD MUTUAL INSURANCE COMPANY | 14 | 9 | 5 | 35.7% |
| BTR01 | BUILDERS TRUST | 569 | 464 | 105 | 18.5% |
| 2081 | CENTRAL MUTUAL INSURANCE COMPANY | 3 | 2 | 1 | 33.3% |
| 85512 | CHANDLER INSURANCE COMPANY, LTD. | 57 | 44 | 13 | 22.8% |
| CHE01 | CHEVRON USA | 2 | 0 | 2 | 100.0% |
| CHR01 | CHRISTUS ST VINCENT HOSPITAL | 33 | 30 | 3 | 9.1% |
| 58303 | CHUBB LIMITED | 848 | 682 | 166 | 19.6% |
| 259 | CHURCH MUTUAL INSURANCE COMPANY | 11 | 7 | 4 | 36.4% |
| 12205 | CIMARRON INSURANCE COMPANY | 6 | 5 | 1 | 16.7% |
| 58704 | CINCINNATI FINANCIAL CORPORATION | 7 | 4 | 3 | 42.9% |
| ABQ01 | CITY OF ALBUQUERQUE | 239 | 201 | 38 | 15.9% |
| 12 Quarter Total | | 12,392 | 10,024 | 2,368 | 19.1% |

4th QUARTER CY 2020
 New Mexico Workers' Compensation Administration

12 QUARTER LEGAL ACTIVITY REPORT (CONT.)

| Carrier ID | Carrier Name | Total | No Legal Activity | Legal Activity | % Legal Activity |
|-------------------------|---|---------------|-------------------|----------------|------------------|
| CAR01 | CITY OF CARLSBAD | 16 | 13 | 3 | 18.8% |
| FAR01 | CITY OF FARMINGTON | 22 | 20 | 2 | 9.1% |
| CLC01 | CITY OF LAS CRUCES | 47 | 43 | 4 | 8.5% |
| CSF01 | CITY OF SANTA FE | 37 | 27 | 10 | 27.0% |
| 44179 | COPPERPOINT MUTUAL INSURANCE HOLDING CO | 14 | 13 | 1 | 7.1% |
| COS01 | COSTCO WHOLESALE | 25 | 24 | 1 | 4.0% |
| 11130 | DAKOTA TRUCK UNDERWRITERS | 1 | 0 | 1 | 100.0% |
| DOL01 | DOLLAR GENERAL(DOLGEN CORP) | 25 | 21 | 4 | 16.0% |
| 318 | DONEGAL MUTUAL INSURANCE COMPANY | 77 | 49 | 28 | 36.4% |
| 51243 | EMPLOYERS HOLDINGS, INC. | 94 | 71 | 23 | 24.5% |
| 2161 | EMPLOYERS MUTUAL CASUALTY COMPANY | 8 | 4 | 4 | 50.0% |
| 55579 | ENSTAR GROUP LIMITED | 30 | 17 | 13 | 43.3% |
| 58455 | EVEREST RE GROUP LTD | 26 | 22 | 4 | 15.4% |
| 44385 | EVERGREEN PARENT, L.P. | 16 | 9 | 7 | 43.8% |
| 58364 | FAIRFAX FINANCIAL HOLDINGS LIMITED | 44 | 26 | 18 | 40.9% |
| 52562 | FARM BUREAU MUTUAL HOLDING COMPANY | 48 | 40 | 8 | 16.7% |
| FEX01 | FEDERAL EXPRESS CORP POB 727 | 40 | 40 | 0 | 0.0% |
| FED01 | FEDERAL EXPRESS GROUND | 14 | 13 | 1 | 7.1% |
| 384 | FEDERATED MUTUAL INSURANCE COMPANY | 52 | 39 | 13 | 25.0% |
| 385 | FEDERATED RURAL ELECTRIC INSURANCE EXCH | 1 | 0 | 1 | 100.0% |
| FIS01 | FOOD INDUSTRY SELF INS FUND OF NM | 359 | 303 | 56 | 15.6% |
| 59492 | FOSUN INTERNATIONAL HOLDINGS LTD | 2 | 2 | 0 | 0.0% |
| 46317 | FRANK WINSTON CRUM INSURANCE HOLDINGS | 2 | 1 | 1 | 50.0% |
| FMM01 | FREEPORT-MCMORAN CORP | 38 | 33 | 5 | 13.2% |
| 50408 | GENERAL ELECTRIC COMPANY | 2 | 2 | 0 | 0.0% |
| 58707 | HARTFORD FINANCIAL SERVICES GROUP INC | 467 | 363 | 104 | 22.3% |
| HEA01 | HEALTHSOUTH REHAB CORP | 17 | 12 | 5 | 29.4% |
| HON01 | HONEYWELL INC, RISK MGMT AB3-D | 1 | 0 | 1 | 100.0% |
| 51160 | INTACT FINANCIAL CORPORATION | 8 | 6 | 2 | 25.0% |
| ITL01 | INTEL CORPORATION | 26 | 26 | 0 | 0.0% |
| 51391 | JAMESTOWN HOLDINGS CORP. | 2 | 2 | 0 | 0.0% |
| 12 Quarter Total | | 12,392 | 10,024 | 2,368 | 19.1% |

12 QUARTER LEGAL ACTIVITY REPORT (CONT.)

| Carrier ID | Carrier Name | Total | No Legal Activity | Legal Activity | % Legal Activity |
|-------------------------|--|---------------|-------------------|----------------|------------------|
| 58711 | KEMPER CORPORATION | 1 | 0 | 1 | 100.0% |
| KIE01 | KIEWIT CONSTRUCTION GROUP INC | 1 | 1 | 0 | 0.0% |
| 51114 | LIBERTY MUTUAL HOLDING COMPANY INC. | 472 | 404 | 68 | 14.4% |
| 50177 | LOEWS CORPORATION | 121 | 93 | 28 | 23.1% |
| LAN01 | LOS ALAMOS LABS | 32 | 26 | 6 | 18.8% |
| MAC01 | MACYS INC | 2 | 1 | 1 | 50.0% |
| 11387 | MAINE EMPLOYERS MUTUAL INSURANCE COMPANY | 4 | 4 | 0 | 0.0% |
| 58405 | MARKEL CORPORATION | 55 | 41 | 14 | 25.5% |
| MTT01 | MARRIOTT INTERNATIONAL INC | 3 | 3 | 0 | 0.0% |
| MCA01 | MECH CONTRACTORS ASSOC OF NM | 10 | 10 | 0 | 0.0% |
| 52662 | MS&AD INSURANCE GROUP HOLDINGS, INC. | 1 | 0 | 1 | 100.0% |
| HCW01 | N M HEALTHCARE W C GROUP | 33 | 31 | 2 | 6.1% |
| PSI01 | N M PUBLIC SCHOOLS | 568 | 480 | 88 | 15.5% |
| RUR01 | N M RURAL ELECTRIC COOP ASSOC | 23 | 21 | 2 | 8.7% |
| SIF01 | N M SELF INSURERS FUND | 132 | 116 | 16 | 12.1% |
| 02358 | NATIONWIDE MUTUAL INSURANCE COMPANY | 1 | 1 | 0 | 0.0% |
| 2358 | NATIONWIDE MUTUAL INSURANCE COMPANY | 30 | 20 | 10 | 33.3% |
| CIA01 | NEW MEXICO ASSN. OF COUNTIES | 439 | 351 | 88 | 20.0% |
| HWG01 | NEW MEXICO HOSPITAL WORK COMP GROUP | 74 | 66 | 8 | 10.8% |
| 11527 | NEW MEXICO MUTUAL CASUALTY COMPANY | 2,332 | 1,831 | 501 | 21.5% |
| AGC01 | NM BUILDING BRANCH AGC | 21 | 16 | 5 | 23.8% |
| 2381 | OHIO FARMERS INSURANCE COMPANY | 3 | 3 | 0 | 0.0% |
| 58439 | OLD REPUBLIC INTERNATIONAL CORPORATION | 224 | 170 | 54 | 24.1% |
| PWC01 | PINNACLE WEST CAPITAL CORP | 4 | 4 | 0 | 0.0% |
| PRE01 | PRESBYTERIAN HEALTHCARE SERVICES | 158 | 142 | 16 | 10.1% |
| 59716 | PROSIGHT GLOBAL HOLDINGS LTD | 3 | 3 | 0 | 0.0% |
| 58332 | PROTECTIVE INSURANCE CORPORATION | 23 | 20 | 3 | 13.0% |
| 85434 | QBE INSURANCE GROUP LIMITED | 21 | 16 | 5 | 23.8% |
| RYD01 | RYDER SYSTEMS INC | 1 | 1 | 0 | 0.0% |
| SJR01 | SAN JUAN REGIONAL MEDICAL CENTER | 52 | 47 | 5 | 9.6% |
| SAN01 | SANDIA CORPORATION | 32 | 31 | 1 | 3.1% |
| 12 Quarter Total | | 12,392 | 10,024 | 2,368 | 19.1% |

4th QUARTER CY 2020
 New Mexico Workers' Compensation Administration

12 QUARTER LEGAL ACTIVITY REPORT (CONT.)

| Carrier ID | Carrier Name | Total | No Legal Activity | Legal Activity | % Legal Activity |
|-------------------------|--|---------------|-------------------|----------------|------------------|
| 58466 | SELECTIVE INSURANCE GROUP INC | 8 | 7 | 1 | 12.5% |
| 2466 | SENTRY INSURANCE A MUTUAL COMPANY | 69 | 57 | 12 | 17.4% |
| 46834 | SERVICE INSURANCE HOLDINGS, INC | 6 | 5 | 1 | 16.7% |
| 52641 | SOMPO HOLDINGS INC | 17 | 14 | 3 | 17.6% |
| 55404 | STARR INTERNATIONAL COMPANIES, INC | 21 | 21 | 0 | 0.0% |
| 55404 | STARR INTERNATIONAL COMPANY, INC. | 88 | 71 | 17 | 19.3% |
| 2479 | STATE FARM MUTUAL AUTOMOBILE INS CO | 20 | 17 | 3 | 15.0% |
| SNM01 | STATE OF NEW MEXICO RISK MGMT DIVISION | 480 | 411 | 69 | 14.4% |
| TAR01 | TARGET STORES/DAYTON HUDSON | 13 | 11 | 2 | 15.4% |
| 58505 | THE HANOVER INSURANCE GROUP, INC. | 23 | 17 | 6 | 26.1% |
| KRO01 | THE KROGER CO. | 64 | 52 | 12 | 18.8% |
| 58633 | TOKIO MARINE HOLDINGS, INC. | 190 | 154 | 36 | 18.9% |
| 58470 | TRAVELERS COMPANIES, INC. | 648 | 517 | 131 | 20.2% |
| 58496 | W. R. BERKLEY CORPORATION | 104 | 59 | 45 | 43.3% |
| 3482 | WCF MUTUAL INSURANCE COMPANY | 1 | 1 | 0 | 0.0% |
| 46966 | WESTAIM HIIG LP | 1 | 1 | 0 | 0.0% |
| WES01 | WESTERN REFINING | 18 | 11 | 7 | 38.9% |
| 50457 | ZURICH INSURANCE GROUP LTD | 583 | 464 | 119 | 20.4% |
| 12 Quarter Total | | 12,392 | 10,024 | 2,368 | 19.1% |