



STATE OF NEW MEXICO  
Workers' Compensation  
Administration

CALENDAR YEAR 2021  
INSURER SCORECARD

**CONTENTS**

SCORECARD PROCESS AND NOTES .....1

LATE FILING FROI TREND – 12 QTRS: First Report of Injury or Illness .....2

LATE FILING FROI ITEMIZED: First Report of Injury or Illness – CY 2021 (CONT.).....3

LATE FILING FROI ITEMIZED: First Report of Injury or Illness – CY 2021 (CONT.).....4

LATE FILING FROI ITEMIZED: First Report of Injury or Illness – CY 2021 (CONT.).....5

LATE PAYMENT OF INITIAL BENEFITS TREND – 12 QTRS .....6

LATE PAYMENT OF INITIAL BENEFITS ITEMIZED – CY 2021 (CONT.).....7

LATE PAYMENT OF INITIAL BENEFITS ITEMIZED – CY 2021 (CONT.).....8

LATE PAYMENT OF INITIAL BENEFITS ITEMIZED – CY 2021 (CONT.).....9

LATE FILING SROI TREND – 12 QTRS: Subsequent Report of Injury.....10

LATE FILING SROI ITEMIZED – CY 2021: Subsequent Report of Injury (CONT.).....11

LATE FILING SROI ITEMIZED – CY 2021: Subsequent Report of Injury (CONT.).....12

LATE FILING SROI ITEMIZED – CY 2021: Subsequent Report of Injury (CONT.).....13

LATE FILING SROI ITEMIZED – CY 2021: Subsequent Report of Injury (CONT.).....14

12 QUARTER LEGAL ACTIVITY REPORT.....15

12 QUARTER LEGAL ACTIVITY REPORT (CONT.).....16

12 QUARTER LEGAL ACTIVITY REPORT (CONT.).....17

12 QUARTER LEGAL ACTIVITY REPORT (CONT.).....18

**\*\*The New Mexico Workers' Compensation Administration relies on carriers to accurately report their data to the agency. Carrier submissions are subject to computer edits and review by WCA staff. However, the data used in this report remains unaltered by the WCA. As such, data reporting errors can occur and may result in skewed scorecard results.**

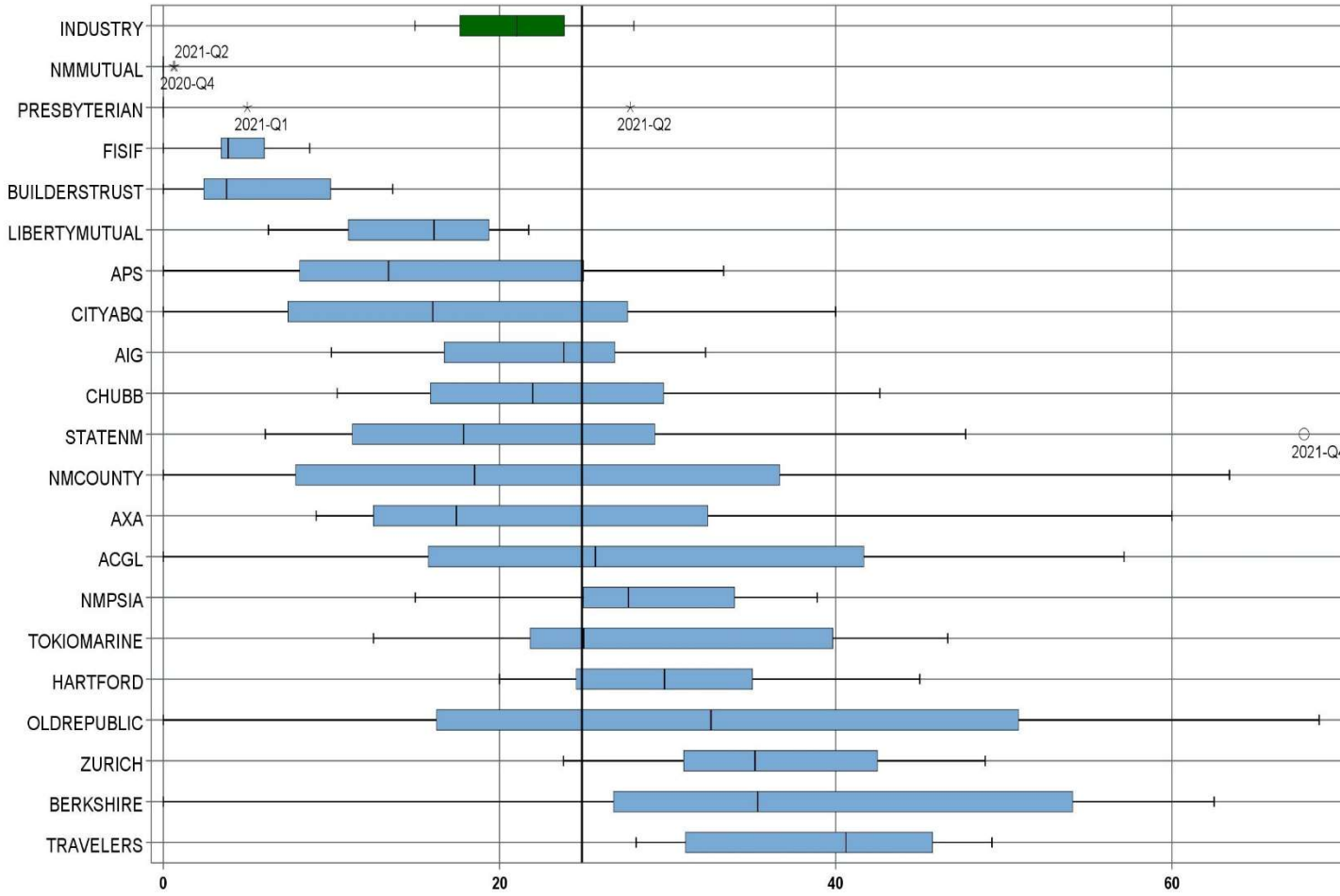
Produced by the Economic Research & Policy Bureau  
Richard Adu-Asamoah, Bureau Chief  
Ruili Yan, Economist

## **SCORECARD PROCESS AND NOTES**

- ❖ Carriers are grouped by the uppermost parent company identified by AM Best Corporation, rather than by the NM WCA-assigned carrier number.
- ❖ The graphic information presented on the first page of each section is based on the 20 entities with the highest volume of indemnity SROI reports submitted for the preceding 12 quarters, rather than the same fixed 20 entities. The process will automatically “phase-out” companies that cease doing business in New Mexico, and “phase-in” companies that increase volume or become active, as needed.
- ❖ Each quarter is presented as a stand-alone quarter which only includes data for that quarter. Additionally, a summary report for the year is prepared alongside Q4 to give reporters the whole picture of the year.
- ❖ The detailed listing of reporting results is listed alphabetically, rather than by Z-score.

**CALENDAR YEAR 2021**  
New Mexico Workers' Compensation Administration

**LATE FILING FROI TREND – 12 QTRS: First Report of Injury or Illness**



CY 2021 Claim Summary		
Carrier Name	No.	% Late
ACGL	29	48
AIG	299	22
APS	61	10
AXA	27	33
BERKSHIRE	52	48
BUILDERSTRUST	153	9
CHUBB LIMITED	235	26
CITYABQ	41	29
FISIF	108	4
HARTFORD	122	39
LIBERTYMUTUAL	75	16
NM COUNTY	119	47
NM MUTUAL	581	0
NMPSIA	158	28
OLDREPUBLIC	41	46
PRESBYTERIAN	53	11
STATENM	166	46
TOKIO MARINE	47	34
TRAVELERS	115	32
ZURICH	172	40
<b>Industry Average</b>	<b>3,315</b>	<b>24.9%</b>



**CALENDAR YEAR 2021**  
New Mexico Workers' Compensation Administration

**LATE FILING FROI ITEMIZED: First Report of Injury or Illness – CY 2021 (CONT.)**

Carrier ID	Carrier Name	Number of ttd-ptd claims	Number Late	Late Ratio	Expected	Z-Score	Z > 2
ABF01	ABF FREIGHT SYSTEM INC	5	1	20.0%	1		
H2O01	ABQ/BERNCO WATER UTILITY AUTHORITY	5	0	0.0%	1		
33652	ACCIDENT INSURANCE COMPANY, INC. HOLDING COMPANY	1	0	0.0%	0		
468	ACUITY A MUTUAL INS COMPANY	17	5	29.4%	4	0.25	
APS01	ALBUQUERQUE PUBLIC SCHOOLS	61	6	9.8%	15	-0.82	
86794	AMERICAN CONTRACTORS INSURANCE GROUP LTD	1	0	0.0%	0		
58317	AMERICAN FINANCIAL GROUP, INC	1	0	0.0%	0		
58702	AMERICAN INTERNATIONAL GROUP, INC	299	67	22.4%	74	-0.13	
6087	AMERICAN NATIONAL INSURANCE COMPANY	1	0	0.0%	0		
58459	ARCH CAPITAL GROUP LTD.	29	14	48.3%	7	1.28	
ASF01	ARCHDIOCESE OF SANTA FE	3	0	0.0%	1		
58448	ARGO GROUP INTERNATIONAL HOLDINGS, LTD	25	20	80.0%	6	3.01	*****
ABC01	ASSOC BUILDERS & CONTRACTORS	8	3	37.5%	2		
85085	AXA S.A.	27	9	33.3%	7	0.46	
58334	BERKSHIRE HATHAWAY INC	52	25	48.1%	13	1.27	
46512	BIC HOLDINGS LLC	4	3	75.0%	1		
60081	BLUE CROSS BLUE SHIELD OF MI MUTUAL INS	33	15	45.5%	8	1.12	
221	BROTHERHOOD MUTUAL INSURANCE COMPANY	2	0	0.0%	0		
BTR01	BUILDERS TRUST	153	14	9.2%	38	-0.86	
2081	CENTRAL MUTUAL INSURANCE COMPANY	1	1	100.0%	0		
85512	CHANDLER INSURANCE COMPANY, LTD.	12	0	0.0%	3	-1.36	
CHR01	CHRISTUS ST VINCENT HOSPITAL	8	6	75.0%	2		
58303	CHUBB LIMITED	235	61	26.0%	58	0.06	
259	CHURCH MUTUAL INSURANCE COMPANY	3	1	33.3%	1		
12205	CIMARRON INSURANCE COMPANY	3	0	0.0%	1		
58704	CINCINNATI FINANCIAL CORPORATION	4	2	50.0%	1		
ABQ01	CITY OF ALBUQUERQUE	41	12	29.3%	10	0.24	
CAR01	CITY OF CARLSBAD	6	0	0.0%	1		
FAR01	CITY OF FARMINGTON	5	0	0.0%	1		
CLC01	CITY OF LAS CRUCES	13	1	7.7%	3	-0.94	
CSF01	CITY OF SANTA FE	8	2	25.0%	2		
<b>Total</b>		<b>3,315</b>	<b>824</b>	<b>24.9%</b>			

**CALENDAR YEAR 2021**  
New Mexico Workers' Compensation Administration

**LATE FILING FROI ITEMIZED: First Report of Injury or Illness – CY 2021 (CONT.)**

Carrier ID	Carrier Name	Number of ttd-ptd claims	Number Late	Late Ratio	Expected	Z-Score	Z > 2
44179	COPPERPOINT MUTUAL INSURANCE HOLDING CO	8	7	87.5%	2		
COS01	COSTCO WHOLESALE	6	0	0.0%	1		
DOL01	DOLLAR GENERAL(DOLGEN CORP)	1	0	0.0%	0		
318	DONEGAL MUTUAL INSURANCE COMPANY	17	8	47.1%	4	1.21	
51243	EMPLOYERS HOLDINGS, INC.	13	7	53.8%	3	1.58	
2161	EMPLOYERS MUTUAL CASUALTY COMPANY	1	1	100.0%	0		*****
55579	ENSTAR GROUP LIMITED	15	4	26.7%	4	0.10	
58455	EVEREST RE GROUP LTD	20	5	25.0%	5	0.01	
44385	EVERGREEN PARENT, L.P.	4	2	50.0%	1		
58364	FAIRFAX FINANCIAL HOLDINGS LIMITED	19	10	52.6%	5	1.51	
52562	FARM BUREAU MUTUAL HOLDING COMPANY	13	5	38.5%	3	0.74	
FEX01	FEDERAL EXPRESS CORP POB 727	14	3	21.4%	3	-0.19	
FED01	FEDERAL EXPRESS GROUND	10	1	10.0%	2	-0.81	
384	FEDERATED MUTUAL INSURANCE COMPANY	20	1	5.0%	5	-1.08	
FIS01	FOOD INDUSTRY SELF INS FUND OF NM	108	4	3.7%	27	-1.15	
59492	FOSUN INTERNATIONAL HOLDINGS LTD	1	1	100.0%	0		
FMM01	FREEMPORT-MCMORAN CORP	8	1	12.5%	2		
54044	GROUP ONE THOUSAND ONE, LLC	3	0	0.0%	1		
58707	HARTFORD FINANCIAL SERVICES GROUP INC	122	48	39.3%	30	0.79	
51160	INTACT FINANCIAL CORPORATION	1	1	100.0%	0		
ITL01	INTEL CORPORATION	4	2	50.0%	1		
51391	JAMESTOWN HOLDINGS CORP.	1	0	0.0%	0		
51114	LIBERTY MUTUAL HOLDING COMPANY INC.	75	12	16.0%	19	-0.48	
50177	LOEWS CORPORATION	28	17	60.7%	7	1.95	
LAN01	LOS ALAMOS LABS	11	0	0.0%	3	-1.36	
58405	MARKEL CORPORATION	24	6	25.0%	6	0.01	
MCA01	MECH CONTRACTORS ASSOC OF NM	2	0	0.0%	0		
HCW01	N M HEALTHCARE W C GROUP	12	1	8.3%	3	-0.90	
PSI01	N M PUBLIC SCHOOLS	158	44	27.8%	39	0.16	
RUR01	N M RURAL ELECTRIC COOP ASSOC	7	1	14.3%	2		
SIF01	N M SELF INSURERS FUND	6	0	0.0%	1		
<b>Total</b>		<b>3,315</b>	<b>824</b>	<b>24.9%</b>			

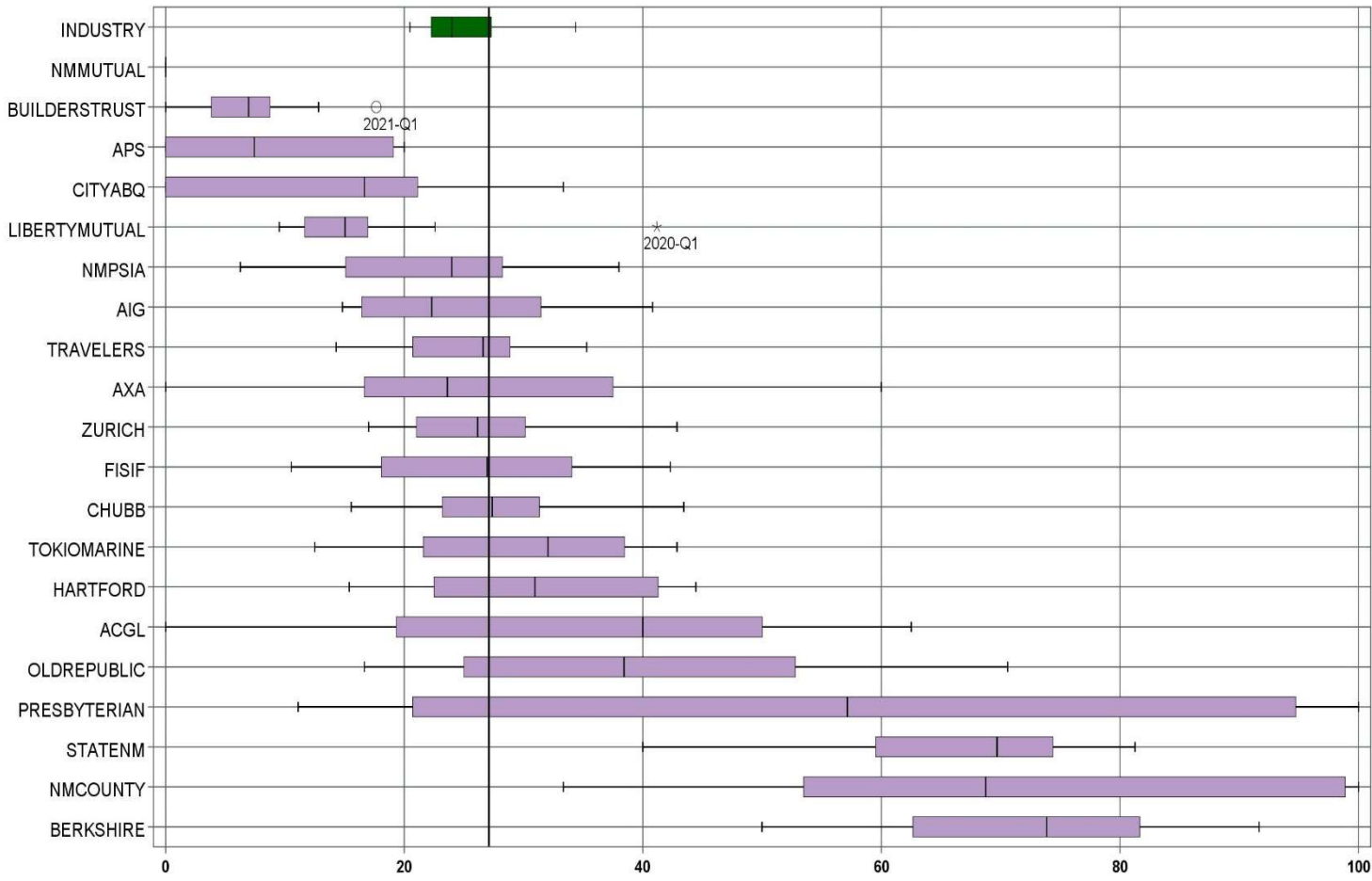
**CALENDAR YEAR 2021**  
New Mexico Workers' Compensation Administration

**LATE FILING FROI ITEMIZED: First Report of Injury or Illness – CY 2021 (CONT.)**

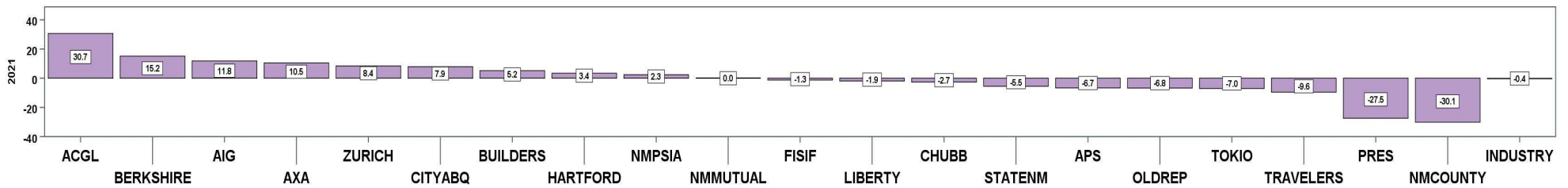
Carrier ID	Carrier Name	Number of ttd-ptd claims	Number Late	Late Ratio	Expected	Z-Score	Z > 2
2358	NATIONWIDE MUTUAL INSURANCE COMPANY	8	7	87.5%	2		
CIA01	NEW MEXICO ASSN. OF COUNTIES	119	56	47.1%	30	1.21	
HWG01	NEW MEXICO HOSPITAL WORK COMP GROUP	24	6	25.0%	6	0.01	
11527	NEW MEXICO MUTUAL CASUALTY COMPANY	581	1	0.2%	144	-1.35	
AGC01	NM BUILDING BRANCH AGC	3	0	0.0%	1		
2381	OHIO FARMERS INSURANCE COMPANY	3	2	66.7%	1		
58439	OLD REPUBLIC INTERNATIONAL CORPORATION	41	19	46.3%	10	1.17	
PWC01	PINNACLE WEST CAPITAL CORP	6	4	66.7%	1		
PRE01	PRESBYTERIAN HEALTHCARE SERVICES	53	6	11.3%	13	-0.74	
59716	PROSIGHT GLOBAL HOLDINGS LTD	1	0	0.0%	0		
58332	PROTECTIVE INSURANCE CORPORATION	11	5	45.5%	3	1.12	
85434	QBE INSURANCE GROUP LIMITED	14	5	35.7%	3	0.59	
RYD01	RYDER SYSTEMS INC	1	1	100.0%	0		
SJR01	SAN JUAN REGIONAL MEDICAL CENTER	12	3	25.0%	3	0.01	
SAN01	SANDIA CORPORATION	9	2	22.2%	2		
58466	SELECTIVE INSURANCE GROUP INC	1	0	0.0%	0		
2466	SENTRY INSURANCE A MUTUAL COMPANY	9	0	0.0%	2		
46834	SERVICE INSURANCE HOLDINGS, INC	6	4	66.7%	1		
52641	SOMPO HOLDINGS INC	5	3	60.0%	1		
55404	STARR INTERNATIONAL COMPANY, INC.	40	18	45.0%	10	1.10	
2479	STATE FARM MUTUAL AUTOMOBILE INS CO	4	1	25.0%	1		
SNM01	STATE OF NEW MEXICO RISK MGMT DIVISION	166	76	45.8%	41	1.14	
TAR01	TARGET STORES/DAYTON HUDSON	1	0	0.0%	0		
58505	THE HANOVER INSURANCE GROUP, INC.	5	3	60.0%	1		
KRO01	THE KROGER CO.	17	2	11.8%	4	-0.71	
58633	TOKIO MARINE HOLDINGS, INC.	47	16	34.0%	12	0.50	
58470	TRAVELERS COMPANIES, INC.	115	37	32.2%	29	0.40	
58496	W. R. BERKLEY CORPORATION	43	18	41.9%	11	0.93	
50457	ZURICH INSURANCE GROUP LTD	172	69	40.1%	43	0.83	
<b>Total</b>		<b>3,315</b>	<b>824</b>	<b>24.9%</b>			

**CALENDAR YEAR 2021**  
New Mexico Workers' Compensation Administration

**LATE PAYMENT OF INITIAL BENEFITS TREND – 12 QTRS**



CY 2021 Claim Summary		
Carrier Name	No.	% Late
ACGL	27	52
AIG	187	33
APS	60	8
AXA	26	35
BERKSHIRE	44	82
BUILDERSTRUST	134	10
CHUBB LIMITED	199	28
CITYABQ	38	13
FISIF	100	26
HARTFORD	107	33
LIBERTYMUTUAL	66	15
NM COUNTY	114	51
NMMUTUAL	542	0
NMPSIA	151	24
OLDREPUBLIC	33	39
PRESBYTERIAN	51	73
STATENM	139	64
TOKIO MARINE	41	27
TRAVELERS	109	20
ZURICH	151	30
<b>Industry Average</b>	<b>2,887</b>	<b>27.1%</b>



**CALENDAR YEAR 2021**  
New Mexico Workers' Compensation Administration

**LATE PAYMENT OF INITIAL BENEFITS ITEMIZED – CY 2021 (CONT.)**

Carrier ID	Carrier Name	Number of ttd-ptd claims	Number Late	Late Ratio	Expected	Z-Score	Z > 2
ABF01	ABF FREIGHT SYSTEM INC	5	2	40.0%	1		
H2001	ABQ/BERNCO WATER UTILITY AUTHORITY	4	0	0.0%	1		
33652	ACCIDENT INSURANCE COMPANY, INC. HOLDING COMPANY	1	0	0.0%	0		
468	ACUITY A MUTUAL INS COMPANY	12	2	16.7%	3	-0.46	
APS01	ALBUQUERQUE PUBLIC SCHOOLS	60	5	8.3%	16	-0.82	
58317	AMERICAN FINANCIAL GROUP, INC	1	0	0.0%	0		
58702	AMERICAN INTERNATIONAL GROUP, INC	187	61	32.6%	51	0.24	
58459	ARCH CAPITAL GROUP LTD.	27	14	51.9%	7	1.09	
ASF01	ARCHDIOCESE OF SANTA FE	3	0	0.0%	1		
58448	ARGO GROUP INTERNATIONAL HOLDINGS, LTD	22	3	13.6%	6	-0.59	
ABC01	ASSOC BUILDERS & CONTRACTORS	7	1	14.3%	2		
85085	AXA S.A.	26	9	34.6%	7	0.33	
58334	BERKSHIRE HATHAWAY INC	44	36	81.8%	12	2.41	*****
46512	BIC HOLDINGS LLC	4	3	75.0%	1		
60081	BLUE CROSS BLUE SHIELD OF MI MUTUAL INS	31	15	48.4%	8	0.94	
221	BROTHERHOOD MUTUAL INSURANCE COMPANY	2	1	50.0%	1		
BTR01	BUILDERS TRUST	134	13	9.7%	36	-0.76	
85512	CHANDLER INSURANCE COMPANY, LTD.	11	1	9.1%	3	-0.79	
CHR01	CHRISTUS ST VINCENT HOSPITAL	7	6	85.7%	2		
58303	CHUBB LIMITED	199	56	28.1%	54	0.05	
259	CHURCH MUTUAL INSURANCE COMPANY	3	1	33.3%	1		
12205	CIMARRON INSURANCE COMPANY	3	1	33.3%	1		
58704	CINCINNATI FINANCIAL CORPORATION	3	3	100.0%	1		
ABQ01	CITY OF ALBUQUERQUE	38	5	13.2%	10	-0.61	
CAR01	CITY OF CARLSBAD	6	0	0.0%	2		
FAR01	CITY OF FARMINGTON	5	0	0.0%	1		
CLC01	CITY OF LAS CRUCES	12	0	0.0%	3	-1.19	
CSF01	CITY OF SANTA FE	8	1	12.5%	2		
44179	COPPERPOINT MUTUAL INSURANCE HOLDING CO	7	2	28.6%	2		
COS01	COSTCO WHOLESALE	5	1	20.0%	1		
DOL01	DOLLAR GENERAL(DOLGEN CORP)	1	0	0.0%	0		
<b>Total</b>		<b>2,887</b>	<b>781</b>	<b>27.1%</b>			



**CALENDAR YEAR 2021**  
New Mexico Workers' Compensation Administration

**LATE PAYMENT OF INITIAL BENEFITS ITEMIZED – CY 2021 (CONT.)**

Carrier ID	Carrier Name	Number of ttd-ptd claims	Number Late	Late Ratio	Expected	Z-Score	Z > 2
318	DONEGAL MUTUAL INSURANCE COMPANY	15	11	73.3%	4	2.04	*****
51243	EMPLOYERS HOLDINGS, INC.	9	2	22.2%	2		
2161	EMPLOYERS MUTUAL CASUALTY COMPANY	1	1	100.0%	0		
55579	ENSTAR GROUP LIMITED	14	9	64.3%	4	1.64	
58455	EVEREST RE GROUP LTD	18	5	27.8%	5	0.03	
44385	EVERGREEN PARENT, L.P.	4	4	100.0%	1		
58364	FAIRFAX FINANCIAL HOLDINGS LIMITED	4	0	0.0%	1		
52562	FARM BUREAU MUTUAL HOLDING COMPANY	11	4	36.4%	3	0.41	
FEX01	FEDERAL EXPRESS CORP POB 727	13	3	23.1%	4	-0.17	
FED01	FEDERAL EXPRESS GROUND	10	3	30.0%	3	0.13	
384	FEDERATED MUTUAL INSURANCE COMPANY	19	10	52.6%	5	1.13	
FIS01	FOOD INDUSTRY SELF INS FUND OF NM	100	26	26.0%	27	-0.05	
FMM01	FREEMPORT-MCMORAN CORP	8	0	0.0%	2		
54044	GROUP ONE THOUSAND ONE, LLC	3	0	0.0%	1		
58707	HARTFORD FINANCIAL SERVICES GROUP INC	107	35	32.7%	29	0.25	
51160	INTACT FINANCIAL CORPORATION	1	1	100.0%	0		
ITL01	INTEL CORPORATION	3	1	33.3%	1		
51391	JAMESTOWN HOLDINGS CORP.	1	1	100.0%	0		
51114	LIBERTY MUTUAL HOLDING COMPANY INC.	66	10	15.2%	18	-0.52	
50177	LOEWS CORPORATION	22	15	68.2%	6	1.81	
LAN01	LOS ALAMOS LABS	11	0	0.0%	3	-1.19	
58405	MARKEL CORPORATION	23	5	21.7%	6	-0.23	
MCA01	MECH CONTRACTORS ASSOC OF NM	2	0	0.0%	1		
HCW01	N M HEALTHCARE W C GROUP	11	0	0.0%	3	-1.19	
PSI01	N M PUBLIC SCHOOLS	151	36	23.8%	41	-0.14	
RUR01	N M RURAL ELECTRIC COOP ASSOC	7	2	28.6%	2		
SIF01	N M SELF INSURERS FUND	6	1	16.7%	2		
2358	NATIONWIDE MUTUAL INSURANCE COMPANY	8	4	50.0%	2		
CIA01	NEW MEXICO ASSN. OF COUNTIES	114	58	50.9%	31	1.05	
HWG01	NEW MEXICO HOSPITAL WORK COMP GROUP	22	4	18.2%	6	-0.39	
11527	NEW MEXICO MUTUAL CASUALTY COMPANY	542	0	0.0%	147	-1.19	
<b>Total</b>		<b>2,887</b>	<b>781</b>	<b>27.1%</b>			

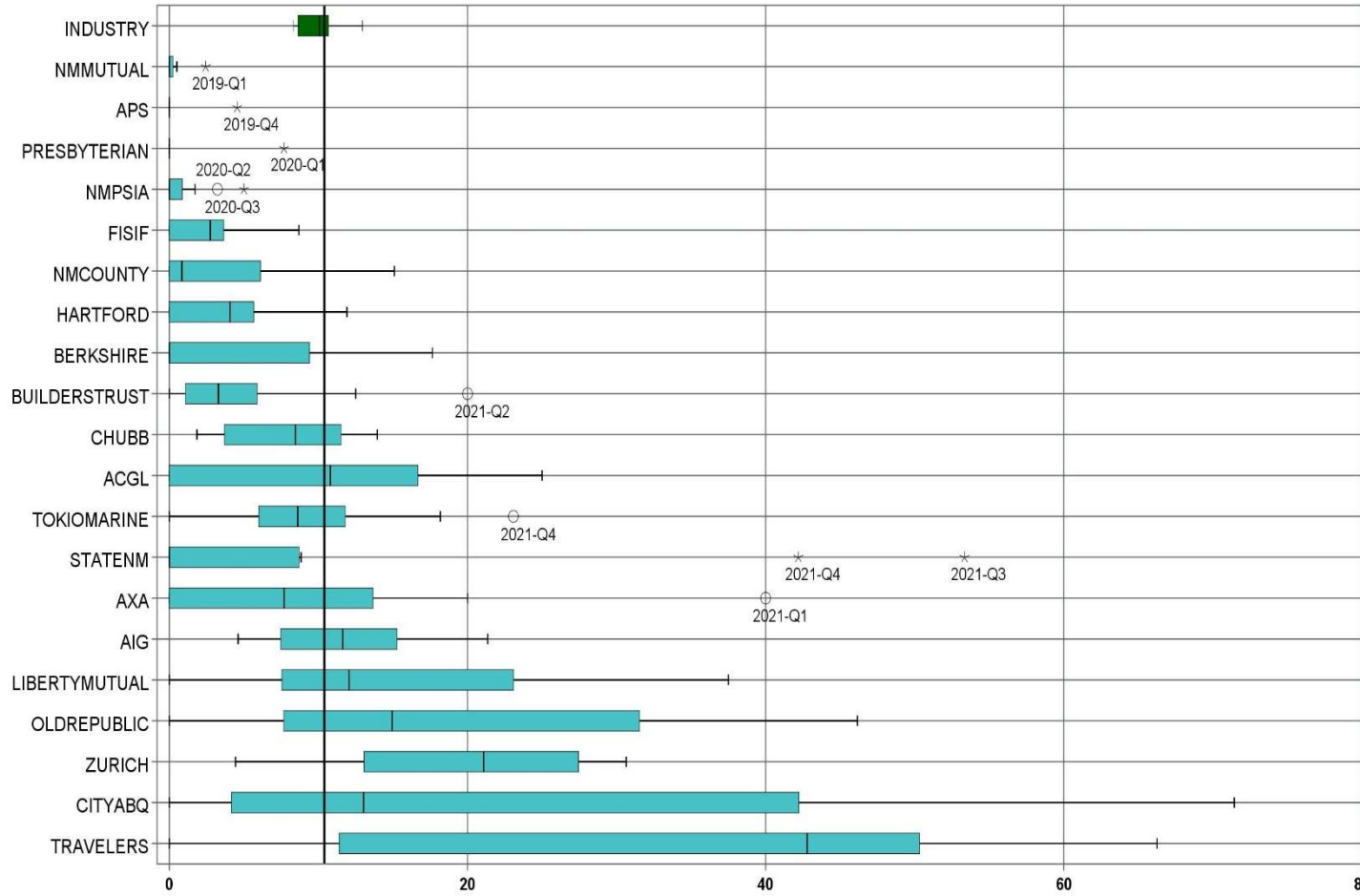
**CALENDAR YEAR 2021**  
New Mexico Workers' Compensation Administration

**LATE PAYMENT OF INITIAL BENEFITS ITEMIZED – CY 2021 (CONT.)**

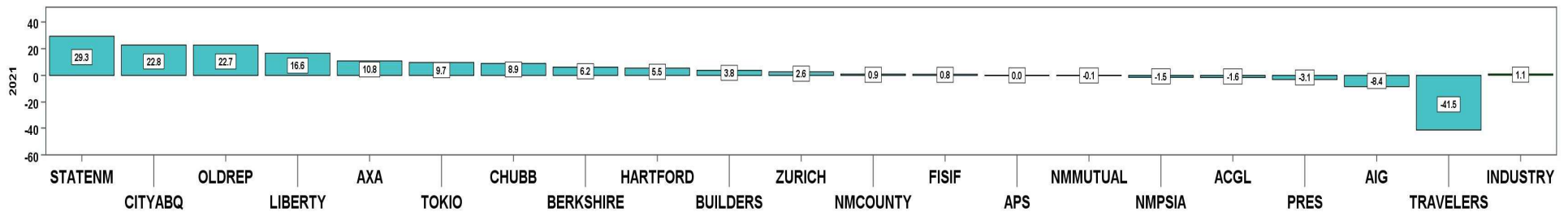
Carrier ID	Carrier Name	Number of ttd-ptd claims	Number Late	Late Ratio	Expected	Z-Score	Z > 2
AGC01	NM BUILDING BRANCH AGC	3	0	0.0%	1		
2381	OHIO FARMERS INSURANCE COMPANY	1	0	0.0%	0		
58439	OLD REPUBLIC INTERNATIONAL CORPORATION	33	13	39.4%	9	0.54	
PWC01	PINNACLE WEST CAPITAL CORP	2	0	0.0%	1		
PRE01	PRESBYTERIAN HEALTHCARE SERVICES	51	37	72.5%	14	2.00	*****
59716	PROSIGHT GLOBAL HOLDINGS LTD	1	0	0.0%	0		
58332	PROTECTIVE INSURANCE CORPORATION	7	0	0.0%	2		
85434	QBE INSURANCE GROUP LIMITED	12	8	66.7%	3	1.74	
SJR01	SAN JUAN REGIONAL MEDICAL CENTER	12	3	25.0%	3	-0.09	
SAN01	SANDIA CORPORATION	9	2	22.2%	2		
2466	SENTRY INSURANCE A MUTUAL COMPANY	8	3	37.5%	2		
46834	SERVICE INSURANCE HOLDINGS, INC	5	3	60.0%	1		
52641	SOMPO HOLDINGS INC	4	1	25.0%	1		
55404	STARR INTERNATIONAL COMPANY, INC.	34	21	61.8%	9	1.53	
2479	STATE FARM MUTUAL AUTOMOBILE INS CO	4	1	25.0%	1		
SNM01	STATE OF NEW MEXICO RISK MGMT DIVISION	139	89	64.0%	38	1.63	
TAR01	TARGET STORES/DAYTON HUDSON	1	0	0.0%	0		
58505	THE HANOVER INSURANCE GROUP, INC.	4	2	50.0%	1		
KRO01	THE KROGER CO.	16	5	31.3%	4	0.18	
58633	TOKIO MARINE HOLDINGS, INC.	41	11	26.8%	11	-0.01	
58470	TRAVELERS COMPANIES, INC.	109	22	20.2%	29	-0.30	
58496	W. R. BERKLEY CORPORATION	36	22	61.1%	10	1.50	
50457	ZURICH INSURANCE GROUP LTD	151	45	29.8%	41	0.12	
<b>Total</b>		<b>2,887</b>	<b>781</b>	<b>27.1%</b>			

**CALENDAR YEAR 2021**  
New Mexico Workers' Compensation Administration

**LATE FILING SROI TREND – 12 QTRS: Subsequent Report of Injury**



CY 2021 Claim Summary		
Carrier Name	No.	% Late
ACGL	32	13
AIG	320	7
APS	62	0
AXA	33	15
BERKSHIRE	53	8
BUILDERSTRUST	162	7
CHUBB LIMITED	251	12
CITYABQ	43	44
FISIF	113	3
HARTFORD	131	7
LIBERTYMUTUAL	82	27
NMCOUNTY	124	6
NMMUTUAL	612	0
NMPSIA	160	0
OLDREPUBLIC	47	30
PRESBYTERIAN	73	0
STATENM	191	29
TOKIO MARINE	51	14
TRAVELERS	135	7
ZURICH	193	23
<b>Industry Average</b>	<b>3,620</b>	<b>10.4%</b>



**CALENDAR YEAR 2021**  
New Mexico Workers' Compensation Administration

**LATE FILING SROI ITEMIZED – CY 2021: Subsequent Report of Injury (CONT.)**

Carrier ID	Carrier Name	Number of ttd-ptd claims	Number Late	Late Ratio	Expected	Z-Score	Z > 2
ABF01	ABF FREIGHT SYSTEM INC	7	0	0.0%	1		
H2001	ABQ/BERNCO WATER UTILITY AUTHORITY	6	0	0.0%	1		
33652	ACCIDENT INSURANCE COMPANY, INC. HOLDING COMPANY	1	0	0.0%	0		
468	ACUITY A MUTUAL INS COMPANY	19	10	52.6%	2	2.58	*****
APS01	ALBUQUERQUE PUBLIC SCHOOLS	62	0	0.0%	6	-0.63	
ALL01	ALLSUP ENTERPRISES INC	1	0	0.0%	0		
86794	AMERICAN CONTRACTORS INSURANCE GROUP LTD	1	1	100.0%	0		
58317	AMERICAN FINANCIAL GROUP, INC	2	0	0.0%	0		
58702	AMERICAN INTERNATIONAL GROUP, INC	320	21	6.6%	33	-0.23	
6087	AMERICAN NATIONAL INSURANCE COMPANY	1	0	0.0%	0		
58459	ARCH CAPITAL GROUP LTD.	32	4	12.5%	3	0.13	
ASF01	ARCHDIOCESE OF SANTA FE	3	1	33.3%	0		
58448	ARGO GROUP INTERNATIONAL HOLDINGS, LTD	27	14	51.9%	3	2.53	*****
ABC01	ASSOC BUILDERS & CONTRACTORS	8	0	0.0%	1		
85085	AXA S.A.	33	5	15.2%	3	0.29	
58334	BERKSHIRE HATHAWAY INC	53	4	7.5%	5	-0.17	
46512	BIC HOLDINGS LLC	4	4	100.0%	0		
60081	BLUE CROSS BLUE SHIELD OF MI MUTUAL INS	35	4	11.4%	4	0.07	
221	BROTHERHOOD MUTUAL INSURANCE COMPANY	4	1	25.0%	0		
BTR01	BUILDERS TRUST	162	12	7.4%	17	-0.18	
2081	CENTRAL MUTUAL INSURANCE COMPANY	1	0	0.0%	0		
85512	CHANDLER INSURANCE COMPANY, LTD.	16	0	0.0%	2	-0.63	
CHR01	CHRISTUS ST VINCENT HOSPITAL	8	3	37.5%	1		
58303	CHUBB LIMITED	251	31	12.4%	26	0.12	
259	CHURCH MUTUAL INSURANCE COMPANY	3	2	66.7%	0		
12205	CIMARRON INSURANCE COMPANY	3	3	100.0%	0		
58704	CINCINNATI FINANCIAL CORPORATION	13	0	0.0%	1	-0.63	
ABQ01	CITY OF ALBUQUERQUE	43	19	44.2%	4	2.06	*****
CAR01	CITY OF CARLSBAD	6	0	0.0%	1		
FAR01	CITY OF FARMINGTON	5	0	0.0%	1		
CLC01	CITY OF LAS CRUCES	13	0	0.0%	1	-0.63	
<b>Total</b>		<b>3,620</b>	<b>375</b>	<b>10.4%</b>			

**CALENDAR YEAR 2021**  
New Mexico Workers' Compensation Administration

**LATE FILING SROI ITEMIZED – CY 2021: Subsequent Report of Injury (CONT.)**

Carrier ID	Carrier Name	Number of ttd-ptd claims	Number Late	Late Ratio	Expected	Z-Score	Z > 2
CSF01	CITY OF SANTA FE	8	0	0.0%	1		
3633	COLUMBIA MUTUAL INSURANCE COMPANY	1	1	100.0%	0		
44179	COPPERPOINT MUTUAL INSURANCE HOLDING CO	8	1	12.5%	1		
COS01	COSTCO WHOLESALE	6	3	50.0%	1		
DOL01	DOLLAR GENERAL(DOLGEN CORP)	1	0	0.0%	0		
318	DONEGAL MUTUAL INSURANCE COMPANY	20	8	40.0%	2	1.81	
51243	EMPLOYERS HOLDINGS, INC.	13	1	7.7%	1	-0.16	
2161	EMPLOYERS MUTUAL CASUALTY COMPANY	1	0	0.0%	0		
55579	ENSTAR GROUP LIMITED	16	0	0.0%	2	-0.63	
58455	EVEREST RE GROUP LTD	22	0	0.0%	2	-0.63	
44385	EVERGREEN PARENT, L.P.	4	1	25.0%	0		
58364	FAIRFAX FINANCIAL HOLDINGS LIMITED	22	0	0.0%	2	-0.63	
52562	FARM BUREAU MUTUAL HOLDING COMPANY	14	9	64.3%	1	3.29	*****
FEX01	FEDERAL EXPRESS CORP POB 727	14	2	14.3%	1	0.24	
FED01	FEDERAL EXPRESS GROUND	10	1	10.0%	1	-0.02	
384	FEDERATED MUTUAL INSURANCE COMPANY	26	1	3.8%	3	-0.40	
FIS01	FOOD INDUSTRY SELF INS FUND OF NM	113	3	2.7%	12	-0.47	
59492	FOSUN INTERNATIONAL HOLDINGS LTD	1	0	0.0%	0		
FMM01	FREEPORT-MCMORAN CORP	8	1	12.5%	1		
50408	GENERAL ELECTRIC COMPANY	1	0	0.0%	0		
54044	GROUP ONE THOUSAND ONE, LLC	3	0	0.0%	0		
58707	HARTFORD FINANCIAL SERVICES GROUP INC	131	9	6.9%	14	-0.21	
51160	INTACT FINANCIAL CORPORATION	1	0	0.0%	0		
ITL01	INTEL CORPORATION	4	1	25.0%	0		
51391	JAMESTOWN HOLDINGS CORP.	1	0	0.0%	0		
51114	LIBERTY MUTUAL HOLDING COMPANY INC.	82	22	26.8%	8	1.00	
50177	LOEWS CORPORATION	32	7	21.9%	3	0.70	
LAN01	LOS ALAMOS LABS	12	0	0.0%	1	-0.63	
58405	MARKEL CORPORATION	24	1	4.2%	2	-0.38	
MCA01	MECH CONTRACTORS ASSOC OF NM	2	0	0.0%	0		
02327	MIDWEST FAMILY MUTUAL INSURANCE CO	1	1	100.0%	0		
<b>Total</b>		<b>3,620</b>	<b>375</b>	<b>10.4%</b>			

**CALENDAR YEAR 2021**  
New Mexico Workers' Compensation Administration

**LATE FILING SROI ITEMIZED – CY 2021: Subsequent Report of Injury (CONT.)**

Carrier ID	Carrier Name	Number of ttd-ptd claims	Number Late	Late Ratio	Expected	Z-Score	Z > 2
HCW01	N M HEALTHCARE W C GROUP	14	0	0.0%	1	-0.63	
PSI01	N M PUBLIC SCHOOLS	160	0	0.0%	17	-0.63	
RUR01	N M RURAL ELECTRIC COOP ASSOC	7	0	0.0%	1		
SIF01	N M SELF INSURERS FUND	6	0	0.0%	1		
2358	NATIONWIDE MUTUAL INSURANCE COMPANY	10	4	40.0%	1	1.81	
CIA01	NEW MEXICO ASSN. OF COUNTIES	124	7	5.6%	13	-0.29	
HWG01	NEW MEXICO HOSPITAL WORK COMP GROUP	26	0	0.0%	3	-0.63	
11527	NEW MEXICO MUTUAL CASUALTY COMPANY	612	0	0.0%	63	-0.63	
AGC01	NM BUILDING BRANCH AGC	3	1	33.3%	0		
2381	OHIO FARMERS INSURANCE COMPANY	3	0	0.0%	0		
58439	OLD REPUBLIC INTERNATIONAL CORPORATION	47	14	29.8%	5	1.18	
PWC01	PINNACLE WEST CAPITAL CORP	6	2	33.3%	1		
PRE01	PRESBYTERIAN HEALTHCARE SERVICES	73	0	0.0%	8	-0.63	
59716	PROSIGHT GLOBAL HOLDINGS LTD	1	0	0.0%	0		
58332	PROTECTIVE INSURANCE CORPORATION	12	4	33.3%	1	1.40	
85434	QBE INSURANCE GROUP LIMITED	15	0	0.0%	2	-0.63	
QCI01	QWEST COMMUNICATIONS INTERNATIONAL	1	0	0.0%	0		
RYD01	RYDER SYSTEMS INC	1	0	0.0%	0		
SJR01	SAN JUAN REGIONAL MEDICAL CENTER	12	0	0.0%	1	-0.63	
SAN01	SANDIA CORPORATION	11	0	0.0%	1	-0.63	
58466	SELECTIVE INSURANCE GROUP INC	1	0	0.0%	0		
2466	SENTRY INSURANCE A MUTUAL COMPANY	31	3	9.7%	3	-0.04	
46834	SERVICE INSURANCE HOLDINGS, INC	7	0	0.0%	1		
52641	SOMPO HOLDINGS INC	5	1	20.0%	1		
55404	STARR INTERNATIONAL COMPANY, INC.	42	0	0.0%	4	-0.63	
2479	STATE FARM MUTUAL AUTOMOBILE INS CO	5	0	0.0%	1		
SNM01	STATE OF NEW MEXICO RISK MGMT DIVISION	191	56	29.3%	20	1.16	
TAR01	TARGET STORES/DAYTON HUDSON	2	0	0.0%	0		
58505	THE HANOVER INSURANCE GROUP, INC.	5	1	20.0%	1		
KRO01	THE KROGER CO.	17	3	17.6%	2	0.44	
58633	TOKIO MARINE HOLDINGS, INC.	51	7	13.7%	5	0.21	
<b>Total</b>		<b>3,620</b>	<b>375</b>	<b>10.4%</b>			

**CALENDAR YEAR 2021**  
 New Mexico Workers' Compensation Administration

**LATE FILING SROI ITEMIZED – CY 2021: Subsequent Report of Injury (CONT.)**

Carrier ID	Carrier Name	Number of ttd-ptd claims	Number Late	Late Ratio	Expected	Z-Score	Z > 2
58470	TRAVELERS COMPANIES, INC.	135	9	6.7%	14	-0.22	
58496	W. R. BERKLEY CORPORATION	46	6	13.0%	5	0.16	
50457	ZURICH INSURANCE GROUP LTD	193	45	23.3%	20	0.79	

<b>Total</b>		<b>3,620</b>	<b>375</b>	<b>10.4%</b>			
--------------	--	--------------	------------	--------------	--	--	--

**CALENDAR YEAR 2021**  
New Mexico Workers' Compensation Administration

**12 QUARTER LEGAL ACTIVITY REPORT**

Carrier ID	Carrier Name	Total	No Legal Activity	Legal Activity	% Legal Activity
ABF01	ABF FREIGHT SYSTEM INC	24	20	4	16.7%
H2001	ABQ/BERNCO WATER UTILITY AUTHORITY	12	9	3	25.0%
33652	ACCIDENT INSURANCE COMPANY, INC. HOLDING CO	1	1	0	0.0%
468	ACUITY A MUTUAL INS COMPANY	34	27	7	20.6%
APS01	ALBUQUERQUE PUBLIC SCHOOLS	156	139	17	10.9%
85449	ALLIANZ SE	2	1	1	50.0%
ALL01	ALLSUP ENTERPRISES INC	26	21	5	19.2%
86794	AMERICAN CONTRACTORS INSURANCE GROUP LTD	1	0	1	100.0%
58317	AMERICAN FINANCIAL GROUP, INC	18	15	3	16.7%
58702	AMERICAN INTERNATIONAL GROUP, INC	1,018	854	164	16.1%
6087	AMERICAN NATIONAL INSURANCE COMPANY	5	5	0	0.0%
58459	ARCH CAPITAL GROUP LTD.	160	140	20	12.5%
ASF01	ARCHDIOCESE OF SANTA FE	8	8	0	0.0%
58448	ARGO GROUP INTERNATIONAL HOLDINGS, LTD	82	66	16	19.5%
ABC01	ASSOC BUILDERS & CONTRACTORS	25	19	6	24.0%
85085	AXA S.A.	142	113	29	20.4%
58334	BERKSHIRE HATHAWAY INC	154	132	22	14.3%
46512	BIC HOLDINGS LLC	22	19	3	13.6%
60081	BLUE CROSS BLUE SHIELD OF MI MUTUAL INS	74	60	14	18.9%
221	BROTHERHOOD MUTUAL INSURANCE COMPANY	13	6	7	53.8%
BTR01	BUILDERS TRUST	524	431	93	17.7%
2081	CENTRAL MUTUAL INSURANCE COMPANY	4	3	1	25.0%
85512	CHANDLER INSURANCE COMPANY, LTD.	41	26	15	36.6%
CHE01	CHEVRON USA	2	0	2	100.0%
CHR01	CHRISTUS ST VINCENT HOSPITAL	34	29	5	14.7%
58303	CHUBB LIMITED	827	669	158	19.1%
259	CHURCH MUTUAL INSURANCE COMPANY	11	8	3	27.3%
12205	CIMARRON INSURANCE COMPANY	9	8	1	11.1%
58704	CINCINNATI FINANCIAL CORPORATION	20	12	8	40.0%
ABQ01	CITY OF ALBUQUERQUE	179	149	30	16.8%
CAR01	CITY OF CARLSBAD	19	17	2	10.5%
<b>12 Quarter Total</b>		<b>12,137</b>	<b>9,925</b>	<b>2,212</b>	<b>18.2%</b>



**CALENDAR YEAR 2021**  
New Mexico Workers' Compensation Administration

**12 QUARTER LEGAL ACTIVITY REPORT (CONT.)**

Carrier ID	Carrier Name	Total	No Legal Activity	Legal Activity	% Legal Activity
FAR01	CITY OF FARMINGTON	24	22	2	8.3%
CLC01	CITY OF LAS CRUCES	51	46	5	9.8%
CSF01	CITY OF SANTA FE	34	29	5	14.7%
3633	COLUMBIA MUTUAL INSURANCE COMPANY	1	1	0	0.0%
44179	COPPERPOINT MUTUAL INSURANCE HOLDING CO	22	18	4	18.2%
COS01	COSTCO WHOLESALE	29	24	5	17.2%
11130	DAKOTA TRUCK UNDERWRITERS	1	0	1	100.0%
DOL01	DOLLAR GENERAL(DOLGEN CORP)	14	12	2	14.3%
318	DONEGAL MUTUAL INSURANCE COMPANY	68	48	20	29.4%
51243	EMPLOYERS HOLDINGS, INC.	83	62	21	25.3%
2161	EMPLOYERS MUTUAL CASUALTY COMPANY	7	2	5	71.4%
55579	ENSTAR GROUP LIMITED	41	30	11	26.8%
58455	EVEREST RE GROUP LTD	38	34	4	10.5%
44385	EVERGREEN PARENT, L.P.	14	9	5	35.7%
58364	FAIRFAX FINANCIAL HOLDINGS LIMITED	54	38	16	29.6%
52562	FARM BUREAU MUTUAL HOLDING COMPANY	52	39	13	25.0%
FEX01	FEDERAL EXPRESS CORP POB 727	44	38	6	13.6%
FED01	FEDERAL EXPRESS GROUND	21	20	1	4.8%
384	FEDERATED MUTUAL INSURANCE COMPANY	63	50	13	20.6%
385	FEDERATED RURAL ELECTRIC INSURANCE EXCH	1	0	1	100.0%
FIS01	FOOD INDUSTRY SELF INS FUND OF NM	354	296	58	16.4%
59492	FOSUN INTERNATIONAL HOLDINGS LTD	1	0	1	100.0%
FMM01	FREEPORT-MCMORAN CORP	30	25	5	16.7%
50408	GENERAL ELECTRIC COMPANY	2	2	0	0.0%
54044	GROUP ONE THOUSAND ONE, LLC	3	3	0	0.0%
58707	HARTFORD FINANCIAL SERVICES GROUP INC	437	350	87	19.9%
HEA01	HEALTHSOUTH REHAB CORP	5	3	2	40.0%
HON01	HONEYWELL INC, RISK MGMT AB3-D	1	0	1	100.0%
51160	INTACT FINANCIAL CORPORATION	7	4	3	42.9%
ITL01	INTEL CORPORATION	24	24	0	0.0%
51391	JAMESTOWN HOLDINGS CORP.	2	2	0	0.0%
<b>12 Quarter Total</b>		<b>12,137</b>	<b>9,925</b>	<b>2,212</b>	<b>18.2%</b>

**CALENDAR YEAR 2021**  
New Mexico Workers' Compensation Administration

**12 QUARTER LEGAL ACTIVITY REPORT (CONT.)**

Carrier ID	Carrier Name	Total	No Legal Activity	Legal Activity	% Legal Activity
KIE01	KIEWIT CONSTRUCTION GROUP INC	1	1	0	0.0%
51114	LIBERTY MUTUAL HOLDING COMPANY INC.	424	343	81	19.1%
50177	LOEWS CORPORATION	115	85	30	26.1%
LAN01	LOS ALAMOS LABS	37	32	5	13.5%
MAC01	MACYS INC	1	0	1	100.0%
11387	MAINE EMPLOYERS MUTUAL INSURANCE COMPANY	1	1	0	0.0%
58405	MARKEL CORPORATION	62	53	9	14.5%
MCA01	MECH CONTRACTORS ASSOC OF NM	8	8	0	0.0%
02327	MIDWEST FAMILY MUTUAL INSURANCE CO	1	1	0	0.0%
52662	MS&AD INSURANCE GROUP HOLDINGS, INC.	1	0	1	100.0%
HCW01	N M HEALTHCARE W C GROUP	30	25	5	16.7%
PSI01	N M PUBLIC SCHOOLS	521	455	66	12.7%
RUR01	N M RURAL ELECTRIC COOP ASSOC	18	16	2	11.1%
SIF01	N M SELF INSURERS FUND	87	77	10	11.5%
02358	NATIONWIDE MUTUAL INSURANCE COMPANY	1	1	0	0.0%
2358	NATIONWIDE MUTUAL INSURANCE COMPANY	26	20	6	23.1%
CIA01	NEW MEXICO ASSN. OF COUNTIES	424	346	78	18.4%
HWG01	NEW MEXICO HOSPITAL WORK COMP GROUP	73	66	7	9.6%
11527	NEW MEXICO MUTUAL CASUALTY COMPANY	2,149	1,720	429	20.0%
AGC01	NM BUILDING BRANCH AGC	18	14	4	22.2%
2381	OHIO FARMERS INSURANCE COMPANY	7	6	1	14.3%
58439	OLD REPUBLIC INTERNATIONAL CORPORATION	209	154	55	26.3%
PWC01	PINNACLE WEST CAPITAL CORP	10	9	1	10.0%
PRE01	PRESBYTERIAN HEALTHCARE SERVICES	166	146	20	12.0%
59716	PROSIGHT GLOBAL HOLDINGS LTD	1	1	0	0.0%
58332	PROTECTIVE INSURANCE CORPORATION	30	20	10	33.3%
85434	QBE INSURANCE GROUP LIMITED	30	27	3	10.0%
QCI01	QWEST COMMUNICATIONS INTERNATIONAL	1	0	1	100.0%
RYD01	RYDER SYSTEMS INC	1	0	1	100.0%
SJR01	SAN JUAN REGIONAL MEDICAL CENTER	51	48	3	5.9%
SAN01	SANDIA CORPORATION	35	33	2	5.7%
<b>12 Quarter Total</b>		<b>12,137</b>	<b>9,925</b>	<b>2,212</b>	<b>18.2%</b>

**CALENDAR YEAR 2021**  
New Mexico Workers' Compensation Administration

**12 QUARTER LEGAL ACTIVITY REPORT (CONT.)**

Carrier ID	Carrier Name	Total	No Legal Activity	Legal Activity	% Legal Activity
58466	SELECTIVE INSURANCE GROUP INC	10	5	5	50.0%
2466	SENTRY INSURANCE A MUTUAL COMPANY	83	71	12	14.5%
46834	SERVICE INSURANCE HOLDINGS, INC	13	11	2	15.4%
52641	SOMPO HOLDINGS INC	19	16	3	15.8%
55404	STARR INTERNATIONAL COMPANY, INC.	121	103	18	14.9%
2479	STATE FARM MUTUAL AUTOMOBILE INS CO	23	18	5	21.7%
SNM01	STATE OF NEW MEXICO RISK MGMT DIVISION	565	472	93	16.5%
TAR01	TARGET STORES/DAYTON HUDSON	12	10	2	16.7%
58505	THE HANOVER INSURANCE GROUP, INC.	24	17	7	29.2%
KRO01	THE KROGER CO.	61	49	12	19.7%
58633	TOKIO MARINE HOLDINGS, INC.	196	166	30	15.3%
58470	TRAVELERS COMPANIES, INC.	586	467	119	20.3%
58496	W. R. BERKLEY CORPORATION	121	79	42	34.7%
46966	WESTAIM HIIG LP	1	1	0	0.0%
WES01	WESTERN REFINING	6	3	3	50.0%
50457	ZURICH INSURANCE GROUP LTD	582	491	91	15.6%
<b>12 Quarter Total</b>		<b>12,137</b>	<b>9,925</b>	<b>2,212</b>	<b>18.2%</b>